

































































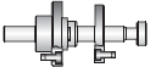








































# OBSAH

	Strana		Strana		Strana
<b>FORMY</b> 	1-84	<b>BR13W</b> 	98	<b>BGPS</b> 	112
<b>BR00</b> 	85	<b>CV2BG</b> 	99	<b>BGES</b> 	112
<b>BR03</b> 	86	<b>CVBG</b> 	100	<b>DC</b> 	113
<b>GC</b> 	87	<b>UC</b> 	101	<b>DC0</b> 	113
<b>G2</b> 	88	<b>BR051</b> 	102	<b>B1</b> 	114
<b>G</b> 	88	<b>BR06</b> 	103	<b>B2</b> 	114
<b>BR01</b> 	89	<b>BR08</b> 	103	<b>B3/T</b> 	115
<b>BR012</b> 	90	<b>CEL</b> 	104	<b>B4</b> 	115
<b>BR12</b> 	90	<b>CER</b> 	104	<b>B7</b> 	116
<b>BR10</b> 	91	<b>CELD</b> 	105	<b>BR51</b> 	117
<b>CV2</b> 	92	<b>BR07</b> 	106	<b>BR511</b> 	117
<b>BR11</b> 	93	<b>BR50</b> 	107	<b>BR53</b> 	117
<b>CV</b> 	94	<b>BR152</b> 	108	<b>B11/T</b> 	118
<b>C</b> 	95	<b>TGM</b> 	109	<b>B31/T</b> 	118
<b>BR20</b> 	96	<b>TGH</b> 	109	<b>A</b> 	119
<b>BR11W</b> 	97	<b>TPM</b> 	110	<b>AH</b> 	120
<b>BR10W</b> 	98	<b>AUH</b> 	111	<b>CN</b> 	121

















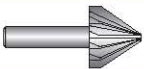


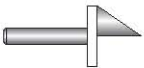


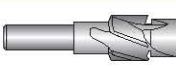






























# OBSAH


















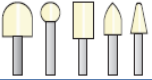


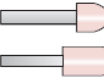

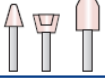

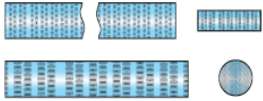

Strana			Strana			Strana		
ALN		122	BR5130		137	FRR		154
D		123	BR5134		137	ER		155
ET		125	BR5140		139	ERA		155
ETN		126	BR174		141	ERV		156
PAS		127	AS		142	EAV		156
PASR		127	RCR		143	AEM		157
LS1		128	FT		144	AEH		157
LS2		129	RA		145	RPL		158
LS3		130	TEN/TENS		146	RPL90°		158
D/S		131	BLR		148	RPL135°		159
D/L		132	 InClatTec		149	RPLH		159
IF/IA		133	BR6040		150	R600		159
IR		133	TPS		151	RPL		160
VA		134	TP		151	RPL		160
VAB		135	TP551		151	RPL90°		161
VPS		135	BR7740		152	RPL135°		161
S10		136	RL		153	JER		162



# OBSAH

		Strana			Strana			Strana
WV		162	TAE		180	113		195
TCR		163	VRA		181	202		196
RF		164	CAN		182	203		196
RLF		165	ESC		183	207		197
TRF		166	EMC		183	208		197
BRM		167	FD		184	212		198
BRH		167	FC		184	213		198
TR		168	FA		185	204		199
TC		168	101		186	214		199
SL		169	102		187	301		200
S		171	103		188	302		201
R		173	105		189	304		202
A		175	107		190	305		204
V		177	108		191	306		205
POS		178	109		192	307		206
MUP		178	111		193	309		207
TA12.9		179	112		194	311		208

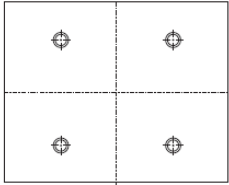
# OBSAH

	Strana		Strana		Strana
312	 209	 225		 234	
314	 210	 226			
315	 211	 226			
316	 212	 226			
	 213	 227			
	 214	 227			
	 217	 228			
	 218	 228			
	 219	 228			
	 220				
	 221	 233			
	 222				
	 223				
	 224	 234			



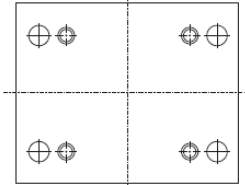


**PBA**



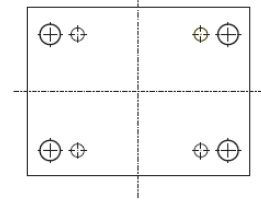
*Upínacia doska  
Upínací deska*

**PBA-EU**



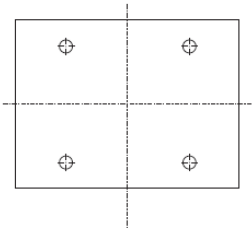
*Upínacia doska EU  
Upínací deska EU*

**PC**



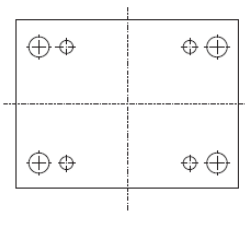
*Dutinová doska*

**PS**



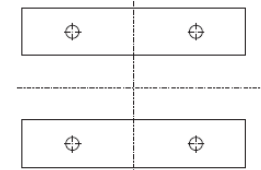
*Podporná doska*

**PS-EU**



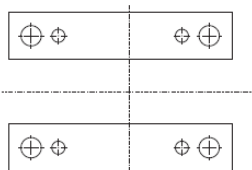
*Podporná doska EU*

**ESP**



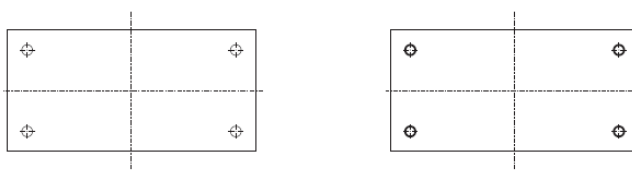
*Podložky*

**ESP-EU**



*Podložky EU*

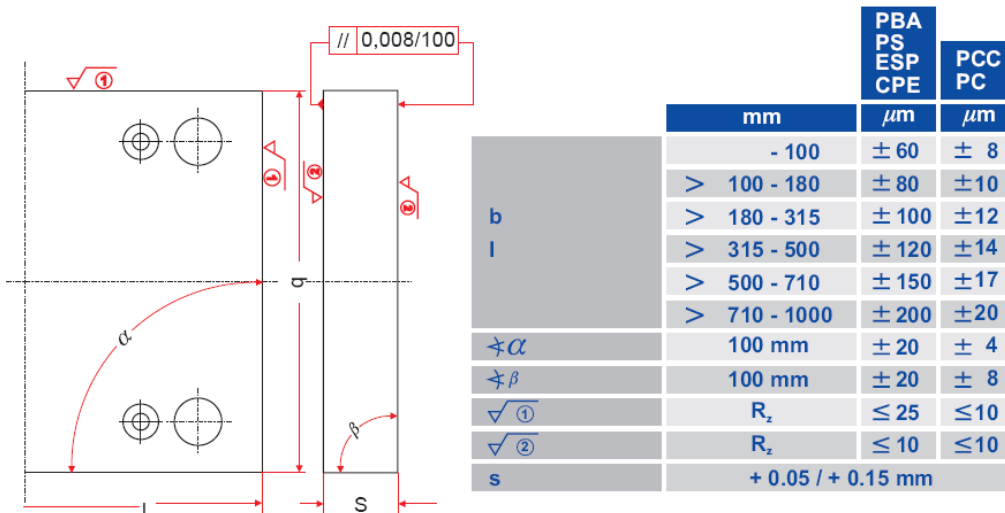
**CPE**



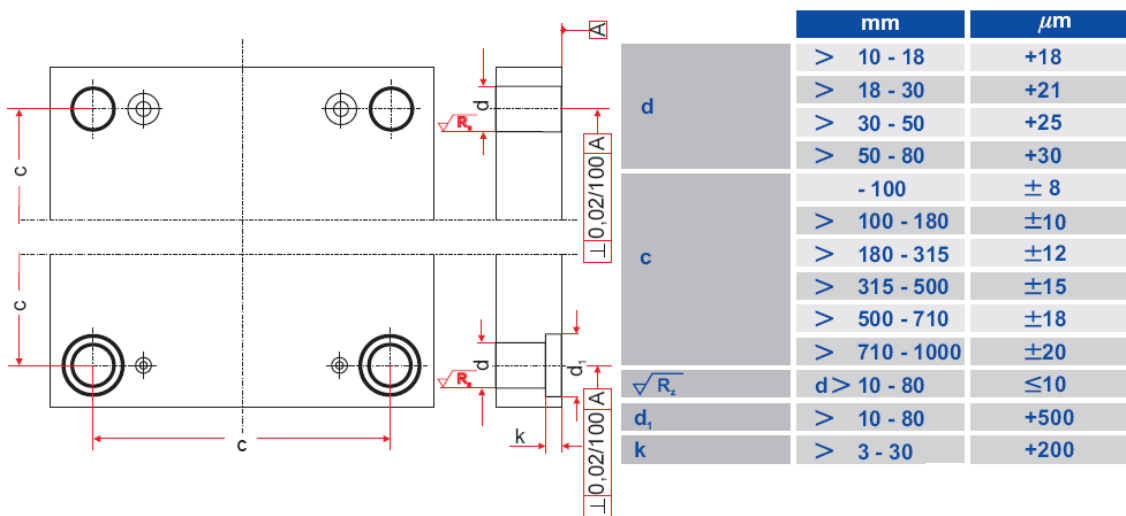
*Zostava vyhadzovacej dosky*



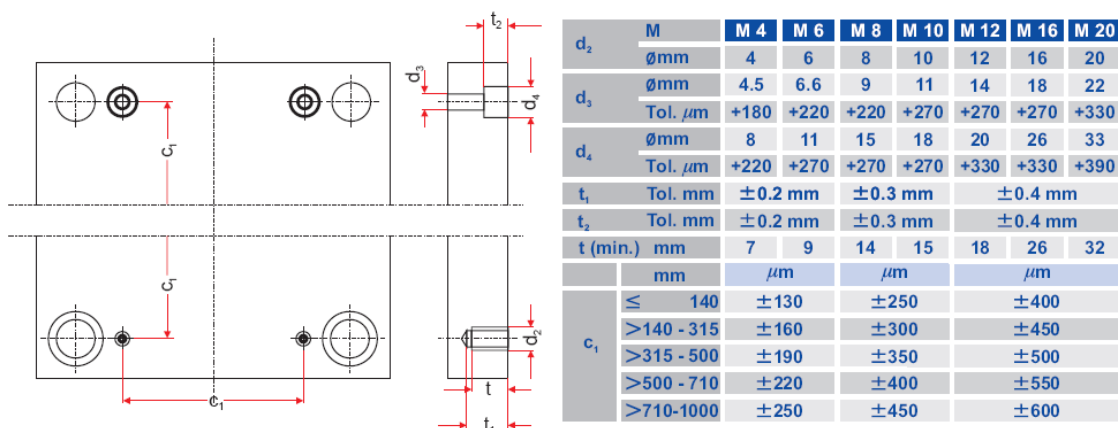
### VONKAJŠIE ROZMERY



### OTVORY PRE VEDENIA

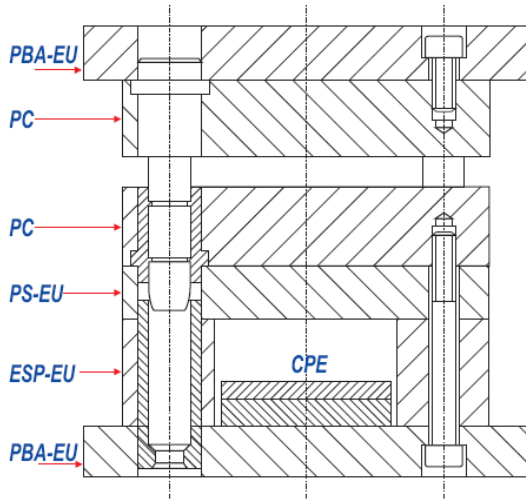


### OTVORY PRE SKRUTKY

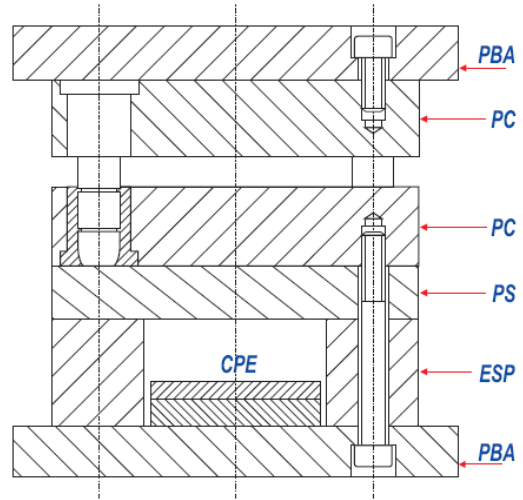




ZOSTAVA EU



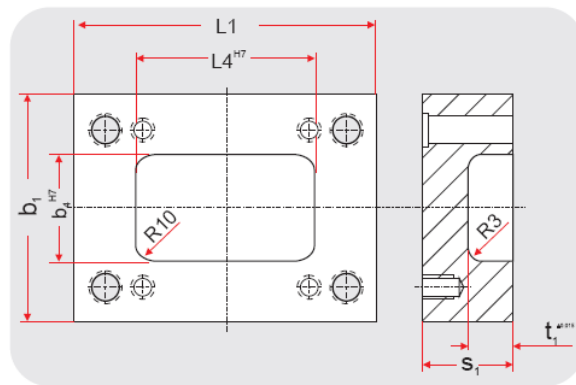
ŠTANDARDNÁ ZOSTAVA



KVALITA OCELE

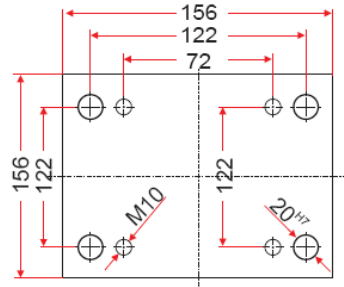
Mat.	1.1730	1.2311	1.2738	1.2344
Din	C 45W3	40 CrMnMo 7	40 CrMnNiMo 8.6.4	X 40 CrMnMoV 5.1
Zlož.	C-0.45 Si-0.30 Mn-0.70	C-0.40 Si-0.30 Mn-1.50 Cr-1.90 Mo-0.20	C-0.40 Mn-2.0 Cr-1.5 Mo-0.20 Ni-1.0	C-0.40 Si-1.5 Mn-0.40 Cr-5.20 Mo-1.4 v-1.0
Odpor	pribl. 640 N/mm <sup>2</sup> (pribl. 65 kp/mm <sup>2</sup> )	pribl. 1080 N/mm <sup>2</sup> (pribl. 110 kp/mm <sup>2</sup> )	pribl. 1100 N/mm <sup>2</sup> (pribl. 110 kp/mm <sup>2</sup> )	pribl. 775 N/mm <sup>2</sup> (pribl. 780 kp/mm <sup>2</sup> )
Vlastnosti	Dobrá obrábateľnosť nelegovanej nástrojovej ocele	Kalená a tvrdená oceľ	Oceľ s lepšími vlastnosťami v porovnaní s oceľou 1.2311	Oceľ spracovaná za tepla
Použitie	Formy, lisovanie, výroba nástrojov	Lisovacie dosky a vložky pre vstrekovanie plastu. Dobré leštiace vlastnosti a EDM vlastnosti.	Výroba plastových foriem: vstrekovacie a lisovacie nástroje. Vhodné pre gravírovanie, leštenie a chrómovanie.	Vyhadzovacie nástroje vrátane vyhadzovacích trubičiek.

Dutinové dosky ByR so zhotovenou vyhlbeninou má rovnaké rozmery ako dutinové dosky PC a sú okamžite dostupné vo všetkých veľkostiach podľa dolevedenej tabuľky, v akosti oceli 1.1730



b <sub>1</sub> xl <sub>1</sub>	b <sub>4</sub> xl <sub>4</sub>	S <sub>1</sub>						
		36	46	56	66	76	96	116
246X246	155X155	*	*	*	*	*		
246X296	155X195	*	*	*	*	*		
246X346	155X245	*	*	*	*	*		
296X296	195X195	*	*	*	*	*		
296X346	189X245	*	*	*	*	*		
296X396	195X295	*	*	*	*	*		
346X346	245X245		*	*	*	*	*	
346X446	217X295		*	*	*	*	*	
396X396	245X245			*	*	*	*	*
396X446	245X295			*	*	*	*	*
396X496	245X345			*	*	*	*	*

s <sub>1</sub>	t <sub>1</sub>
36	16.8
46	21.8
56	26.8
66	26.8
76	35.8
66	45.8
116	55.8



# 156.156

<p><b>PBA</b></p> <p><b>PBA</b> 22 27 Material: 1730</p>	<p><b>PBA-EU</b></p> <p><b>PBA-EU</b> 22 27 Material: 1730</p>																																												
<p><b>PC</b></p> <p><b>Material</b></p> <table border="1"> <thead> <tr> <th></th> <th>1.1730</th> <th>1.2311</th> <th>1.2738</th> <th>1.2344</th> </tr> </thead> <tbody> <tr><td>22</td><td>*</td><td>*</td><td>*</td><td>*</td></tr> <tr><td>27</td><td>*</td><td>*</td><td>*</td><td>*</td></tr> <tr><td>36</td><td>*</td><td>*</td><td>*</td><td>*</td></tr> <tr><td>46</td><td>*</td><td>*</td><td>*</td><td>*</td></tr> <tr><td>56</td><td>*</td><td>*</td><td>*</td><td>*</td></tr> <tr><td>66</td><td>*</td><td>*</td><td>*</td><td>*</td></tr> <tr><td>76</td><td>*</td><td>*</td><td>*</td><td>*</td></tr> <tr><td>96</td><td>*</td><td>*</td><td>*</td><td>*</td></tr> </tbody> </table> <p>S=22 S&gt;22 G 20 20 N 15 15</p>		1.1730	1.2311	1.2738	1.2344	22	*	*	*	*	27	*	*	*	*	36	*	*	*	*	46	*	*	*	*	56	*	*	*	*	66	*	*	*	*	76	*	*	*	*	96	*	*	*	*
	1.1730	1.2311	1.2738	1.2344																																									
22	*	*	*	*																																									
27	*	*	*	*																																									
36	*	*	*	*																																									
46	*	*	*	*																																									
56	*	*	*	*																																									
66	*	*	*	*																																									
76	*	*	*	*																																									
96	*	*	*	*																																									
<p><b>PS</b></p> <p><b>PS</b> 22 27 Material: 1730</p>	<p><b>PS-EU</b></p> <p><b>PS-EU</b> 22 27 Material: 1730</p>																																												
<p><b>ESP</b></p> <p><b>ESP</b> 46 56 76 Material: 1730</p>	<p><b>ESP-EU</b></p> <p><b>ESP-EU</b> 46 56 76 Material: 1730</p>																																												
<p><b>CPE</b></p>																																													

# 156.156



**BR 03** *BR03/d,xm x L*

		L											
d <sub>1</sub>	m	20	35	45	55	65	75	85	90	95	105	115	135
14	22	*	*	*	*	*			*				
	27	*	*	*	*	*		*				*	*
	36	*	*	*	*	*			*			*	*
15	46	*	*	*	*	*				*			*
	56	*	*		*	*			*				*
	66		*	*	*	*			*				*
	76		*	*					*			*	*
	96		*	*	*	*						*	*

**BR 00** *BR00/d,xm x L*

		L													
d <sub>1</sub>	m	30	35	45	50	55	65	70	75	85	90	95	105	125	135
14	22	*			*			*		*					
	27	*	*	*	*	*	*	*	*	*	*	*	*	*	*
	36	*	*	*	*	*	*	*	*	*	*	*	*	*	*
15	46	*	*	*	*	*	*	*	*	*	*	*	*	*	*
	56	*	*	*	*	*	*	*	*	*	*	*	*	*	*
	66				*	*	*	*	*	*	*	*	*	*	*
	76				*	*	*	*	*	*	*	*	*	*	*
	96				*	*	*	*	*	*	*	*	*	*	*

**BR 11** *BR11/d<sub>1</sub> x L*

d <sub>1</sub>	14/15							
L	22	27	36	46	56	66	76	96
						l ≥ 56	l ≥ 56	l ≥ 56

**BR 10** *BR10/d<sub>1</sub> x L*

d <sub>1</sub>	14/15							
L	22	27	36	46	56	66	76	96
						l ≥ 56	l ≥ 56	l ≥ 56

**BR 20** *BR20/20 x L*

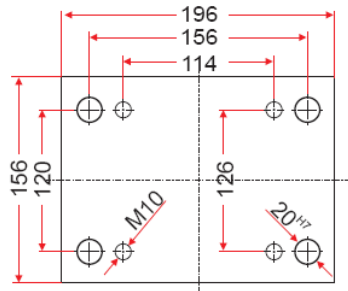
20				
L	60	80	100	120

**TPS**

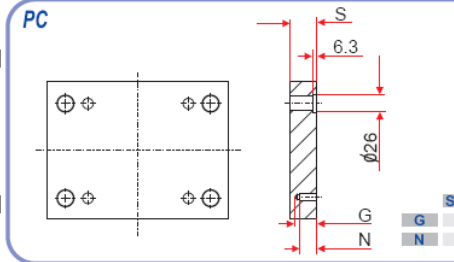
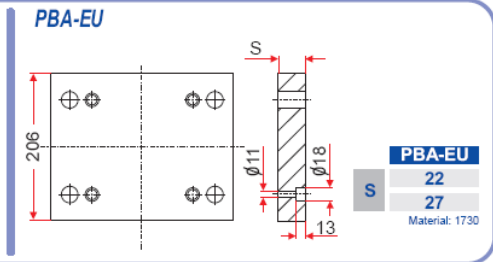
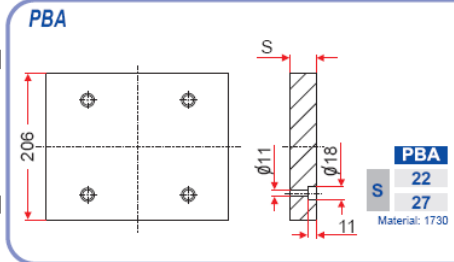
D
18
28

**TP551**

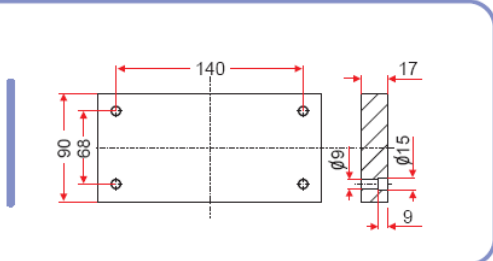
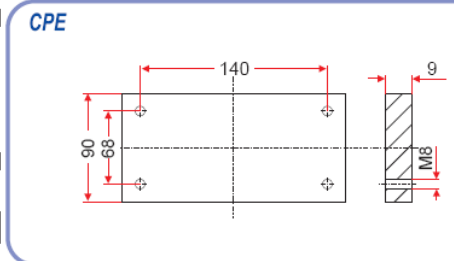
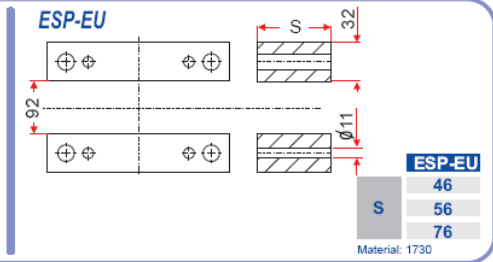
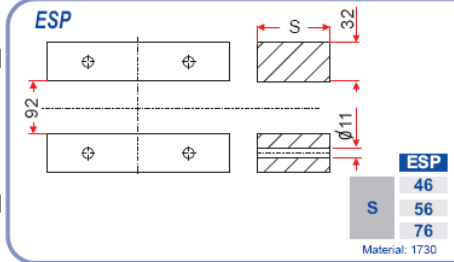
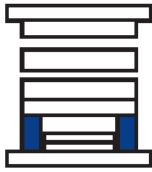
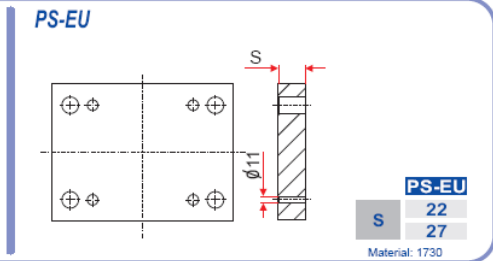
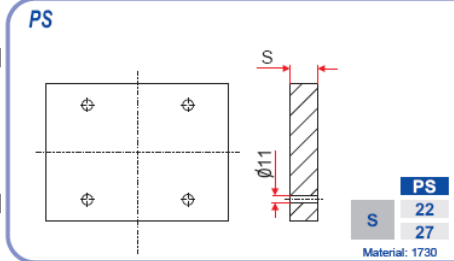
d1	d2	h1	h2
16	8.2	3	11
25	8.2	3	11



# 156.196



S	Material			
	1.1730	1.2311	1.2738	1.2344
22	*	*	*	*
27	*	*	*	*
36	*	*	*	*
46	*	*	*	*
56	*	*	*	*
66	*	*	*	*
76	*	*	*	*
96	*	*	*	*



# 156.196



**BR 03** *BR03/d<sub>i</sub>xm x L*

		L											
d <sub>i</sub>	m	20	35	45	55	65	75	85	90	95	105	115	135
14	22	*	*	*	*	*			*				
	27	*	*	*	*	*		*			*	*	*
	36	*	*	*	*	*			*		*	*	*
	46	*	*	*	*	*		*		*		*	*
15	56	*	*		*		*		*				*
	66		*		*	*			*			*	*
	76		*	*					*		*	*	*
	96		*	*		*					*	*	*

**BR 00** *BR00/d<sub>i</sub>xm x L*

		L													
d <sub>i</sub>	m	30	35	45	50	55	65	70	75	85	90	95	105	125	135
14	22	*			*			*			*			*	*
	27	*		*			*		*		*		*	*	*
	36	*	*	*		*		*		*	*		*	*	*
	46	*	*	*		*		*		*	*		*	*	*
15	56	*	*		*		*		*		*		*	*	*
	66		*		*	*			*		*		*	*	*
	76		*		*				*		*		*	*	*
	96		*		*		*		*		*		*	*	*

**BR 11** *BR11/d<sub>i</sub>xL*

d <sub>i</sub>	14/15							
L	22	27	36	46	56	66	76	96
						l ≥ 56	l ≥ 56	l ≥ 56

**BR 10** *BR10/d<sub>i</sub>xL*

d <sub>i</sub>	14/15							
L	22	27	36	46	56	66	76	96
						l ≥ 56	l ≥ 56	l ≥ 56

**BR 20** *BR20/20 x L*

		20			
L		60	80	100	120

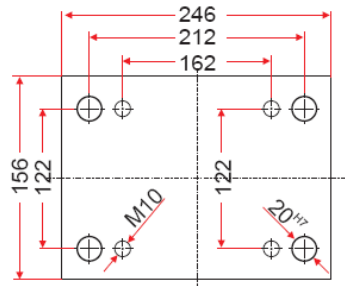
**TPS**

D
18
28

**TP551**

d1	d2	h1	h2
16	8.2	3	11
25	8.2	3	11

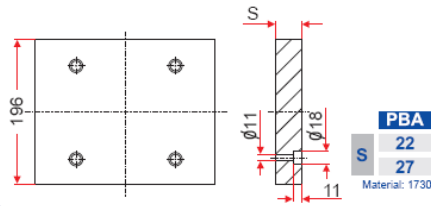




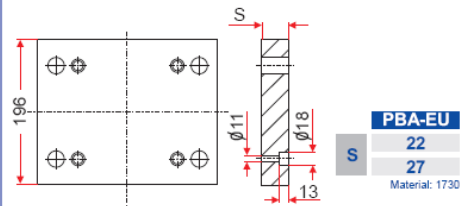
# 156.246



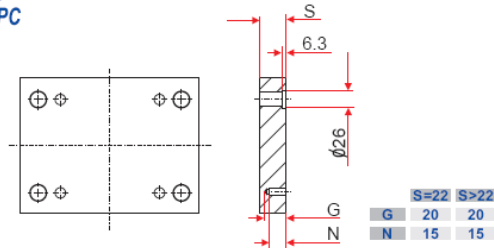
**PBA**



**PBA-EU**



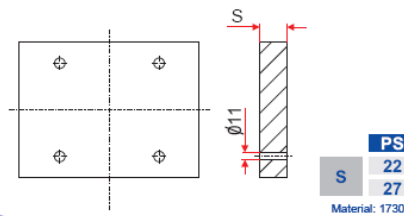
**PC**



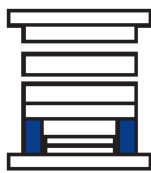
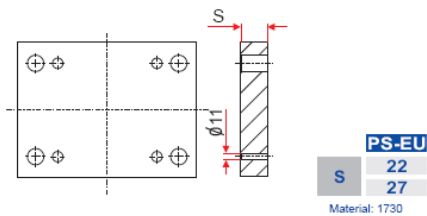
Material				
	1.1730	1.2311	1.2738	1.2344
22	*	*	*	*
27	*	*	*	*
36	*	*	*	*
46	*	*	*	*
56	*	*	*	*
66	*	*	*	*
76	*	*	*	*
96	*	*	*	*



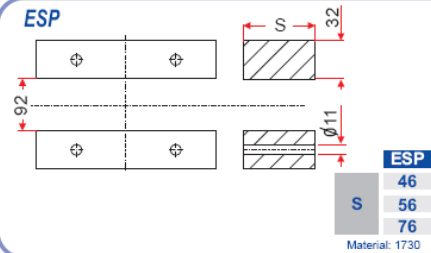
**PS**



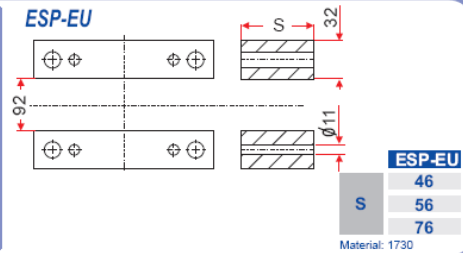
**PS-EU**



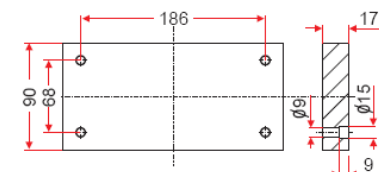
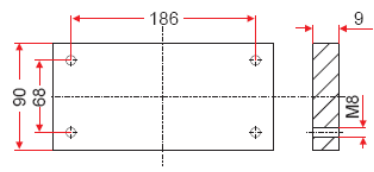
**ESP**



**ESP-EU**



**CPE**

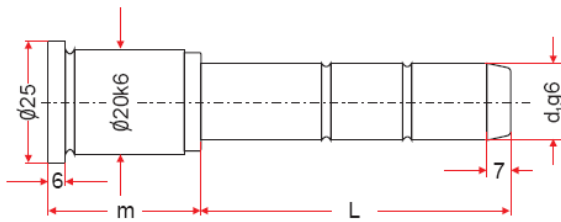


# 156.246



**BR 03**

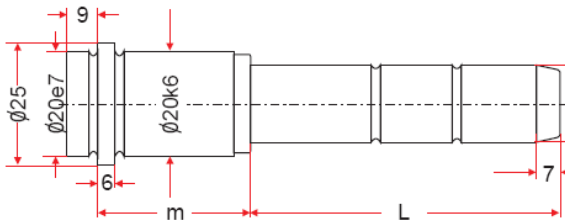
*BR03/d<sub>x</sub>m x L*



		L												
d <sub>i</sub>	m	20	35	45	55	65	75	85	90	95	105	115	135	
14	22	*	*	*	*	*			*					
	27	*	*	*	*	*		*				*	*	
15	36	*	*	*	*	*			*		*	*	*	
	46	*	*	*	*	*		*		*		*	*	
	56	*	*	*	*	*	*		*		*		*	
	66	*	*	*	*	*	*	*		*		*	*	
	76	*	*	*	*	*	*		*		*	*	*	
	96	*	*	*	*	*	*	*		*		*	*	

**BR 00**

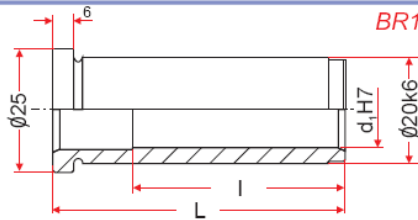
*BR00/d<sub>x</sub>m x L*



		L													
d <sub>i</sub>	m	30	35	45	50	55	65	70	75	85	90	95	105	125	135
14	22	*		*		*		*		*		*		*	
	27	*		*		*		*		*		*		*	
15	36	*		*		*		*		*		*		*	
	46	*	*	*		*		*		*		*		*	
	56	*	*	*	*	*	*	*	*	*	*	*	*	*	*
	66	*	*	*	*	*	*	*	*	*	*	*	*	*	*
	76	*	*	*	*	*	*	*	*	*	*	*	*	*	*
	96	*	*	*	*	*	*	*	*	*	*	*	*	*	*

**BR 11**

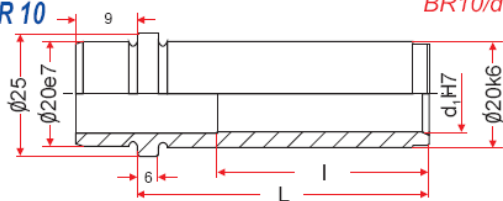
*BR11/d<sub>x</sub>L*



d <sub>i</sub>	14/15							
L	22	27	36	46	56	66	76	96
						l ≥ 56	l ≥ 56	l ≥ 56

**BR 10**

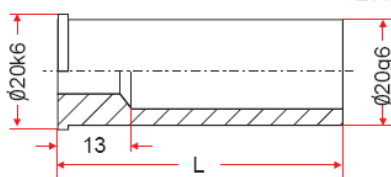
*BR10/d<sub>x</sub>L*



d <sub>i</sub>	14/15							
L	22	27	36	46	56	66	76	96
						l ≥ 56	l ≥ 56	l ≥ 56

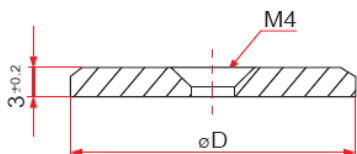
**BR 20**

*BR20/20 x L*



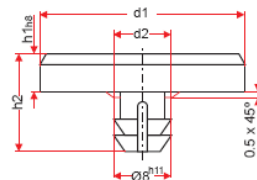
20				
L	60	80	100	120

**TPS**

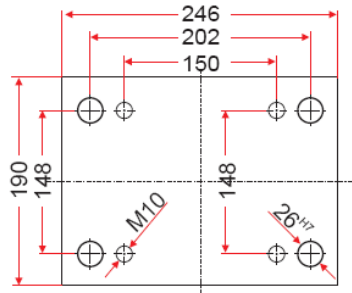


D
18
28

**TP551**



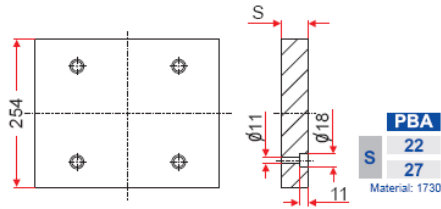
d1	d2	h1	h2
16	8.2	3	11
25	8.2	3	11



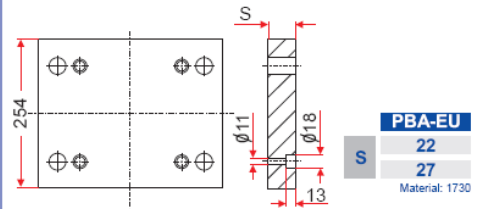
# 190.246



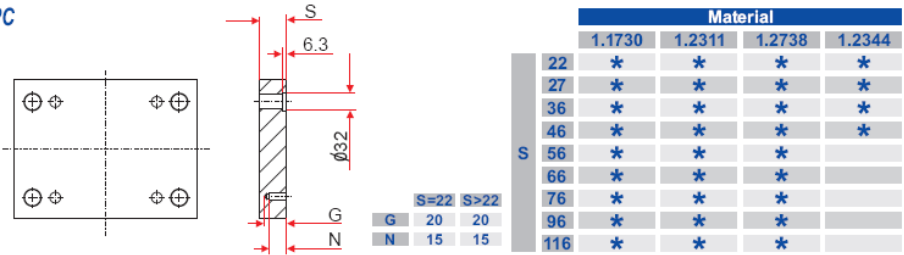
**PBA**



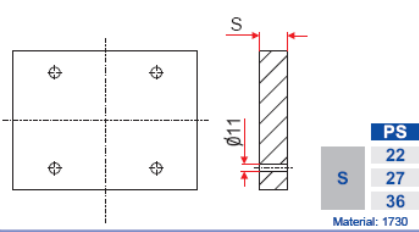
**PBA-EU**



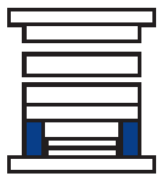
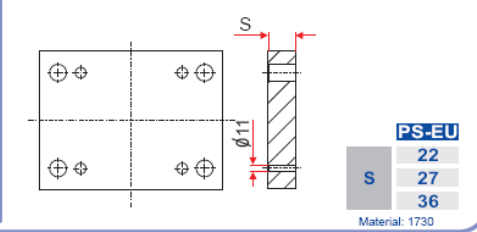
**PC**



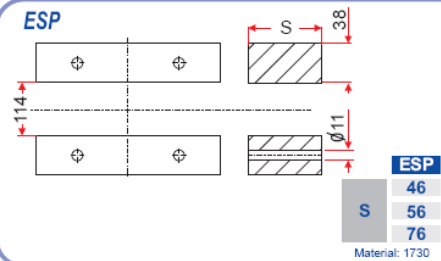
**PS**



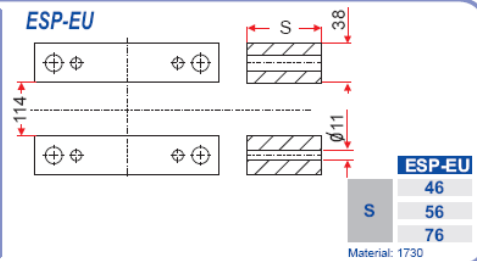
**PS-EU**



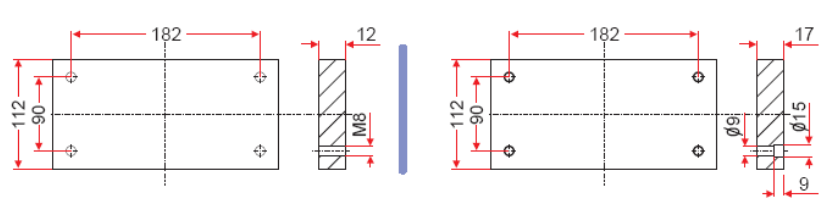
**ESP**



**ESP-EU**



**CPE**



# 190.246



**BR 03** *BR03/d<sub>1</sub>mxL*

		L										
d <sub>1</sub>	m	20	35	45	55	65	75	85	95	105	115	135
18	22	*	*	*	*	*		*				
	27	*	*	*	*	*		*		*		*
	36	*	*	*	*	*	*	*		*	*	*
	46	*	*	*	*	*	*	*	*	*	*	*
20	56	*	*	*	*	*	*	*	*	*	*	*
	66		*	*	*	*	*	*	*	*	*	*
	76		*	*	*	*	*	*	*	*	*	*
	96				*	*	*	*	*	*	*	*
	116					*				*	*	*

**BR 00** *BR00/d<sub>1</sub>mxL*

		L											
d <sub>1</sub>	m	35	45	55	65	75	85	95	105	115	135	145	155
18	22	*	*	*	*	*		*					
	27	*	*	*	*	*		*					
	36	*	*	*	*	*	*	*		*			
	46	*	*	*	*	*	*	*	*	*			
20	56	*	*	*	*	*	*	*	*	*			*
	66	*	*	*	*	*	*	*	*	*		*	
	76		*	*	*	*	*	*	*	*	*		
	96		*	*	*	*	*	*	*	*	*		
	116				*	*	*	*	*	*	*		

**BR 11** *BR11/d<sub>1</sub>xL*

d <sub>1</sub>	18/20											
L	22	27	36	46	56	66	76	96	116			
									≥ 76	≥ 76		

**BR 10** *BR10/d<sub>1</sub>xL*

d <sub>1</sub>	18/20											
L	22	27	36	46	56	66	76	96	116			
									≥ 76	≥ 76		

**BR 20** *BR20/26xL*

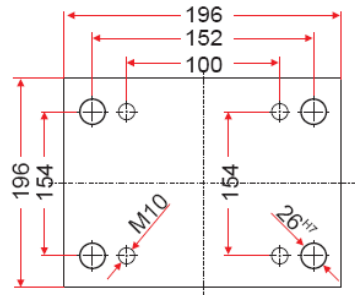
		26					
L	60	80	100	120	140	160	180

**TPS**

D
18
28

**TP551**

d1	d2	h1	h2
16	8.2	3	11
25	8.2	3	11



# 196.196

	Material			
	1.1730	1.2311	1.2738	1.2344
22	*	*	*	*
27	*	*	*	*
36	*	*	*	*
46	*	*	*	*
56	*	*	*	*
66	*	*	*	*
76	*	*	*	*
96	*	*	*	*
116	*	*	*	*

	Material	
	S=22	S>22
G	20	20
N	15	15

	Material	
	1.1730	1.2344
22	*	*
27	*	*
36	*	*
46	*	*
56	*	*
66	*	*
76	*	*
96	*	*
116	*	*

# 196.196



**BR 03** *BR03/d<sub>i</sub>mxL*

		L										
d <sub>i</sub>	m	20	35	45	55	65	75	85	95	105	115	135
18	22	*	*	*	*	*	*	*				
	27	*	*	*	*	*	*	*	*	*	*	*
	36	*	*	*	*	*	*	*	*	*	*	*
	46	*	*	*	*	*	*	*	*	*	*	*
20	56	*	*	*	*	*	*	*	*	*	*	*
	66	*	*	*	*	*	*	*	*	*	*	*
	76	*	*	*	*	*	*	*	*	*	*	*
	96	*	*	*	*	*	*	*	*	*	*	*
	116							*			*	*

**BR 00** *BR00/d<sub>i</sub>mxL*

		L											
d <sub>i</sub>	m	35	45	55	65	75	85	95	105	115	135	145	155
18	22	*	*		*		*						
	27	*	*		*		*		*				
	36	*	*	*	*		*		*	*			
	46	*	*	*	*	*	*		*	*	*		
20	56	*	*	*	*	*	*	*	*	*	*		*
	66	*	*	*	*	*	*	*	*	*	*	*	
	76	*	*	*	*	*	*	*	*	*	*	*	*
	96	*	*	*	*	*	*	*	*	*	*	*	*
	116				*				*				

**BR 11** *BR11/d<sub>i</sub>xL*

d <sub>i</sub>	18/20								
L	22	27	36	46	56	66	76	96	116
								≥ 76	≥ 76

**BR 10** *BR10/d<sub>i</sub>xL*

d <sub>i</sub>	18/20								
L	22	27	36	46	56	66	76	96	116
								≥ 76	≥ 76

**BR 20** *BR20/26xL*

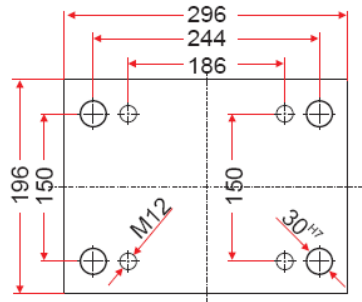
26							
L	60	80	100	120	140	160	180

**TPS**

D
18
28

**TP551**

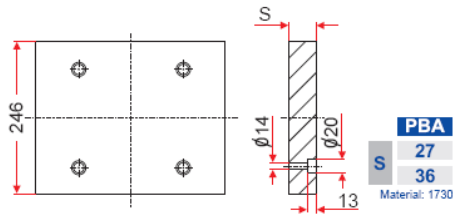
d1	d2	h1	h2
16	8.2	3	11
25	8.2	3	11



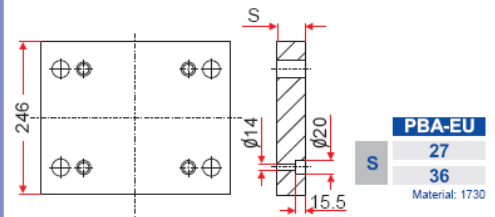
# 196.296



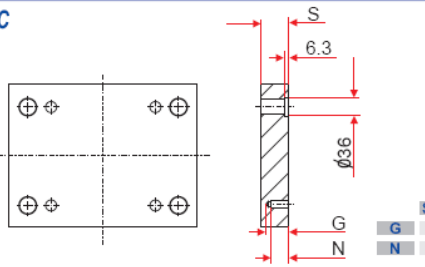
**PBA**



**PBA-EU**



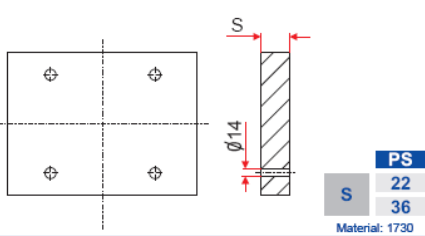
**PC**



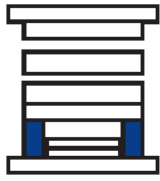
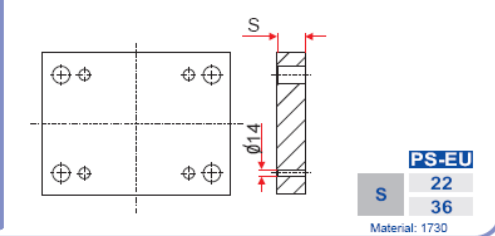
	Material			
	1.1730	1.2311	1.2738	1.2344
22	*	*	*	*
27	*	*	*	*
36	*	*	*	*
46	*	*	*	*
56	*	*	*	
66	*	*	*	
76	*	*	*	
96	*	*	*	
116	*	*	*	



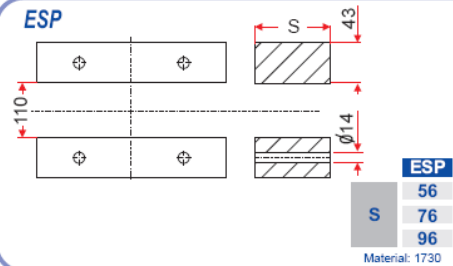
**PS**



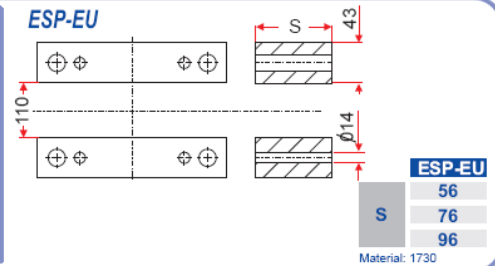
**PS-EU**



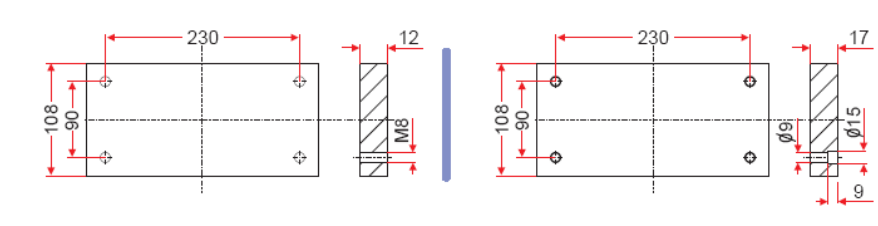
**ESP**



**ESP-EU**



**CPE**



# 196.296



**BR 03** *BR03/d<sub>x</sub>m x L*

		L													
d <sub>i</sub>	m	25	35	45	55	65	75	85	95	105	115	125	135	155	205
22	27	*	*	*	*	*	*	*	*	*	*	*	*	*	*
	36	*	*	*	*	*	*	*	*	*	*	*	*	*	*
24	46	*	*	*	*	*	*	*	*	*	*	*	*	*	*
	56	*	*	*	*	*	*	*	*	*	*	*	*	*	*
	66	*	*	*	*	*	*	*	*	*	*	*	*	*	*
	76	*	*	*	*	*	*	*	*	*	*	*	*	*	*
	96			*	*	*	*	*	*	*	*	*	*	*	*
	116					*	*	*	*	*	*	*	*	*	*
	136							*	*	*	*	*	*	*	*

**BR 00** *BR00/d<sub>x</sub>m x L*

		L																
d <sub>i</sub>	m	35	45	55	65	75	85	95	105	115	125	130	135	145	155	165	175	205
22	22	*	*	*	*	*	*	*	*	*	*	*	*	*	*	*	*	*
	27	*	*	*	*	*	*	*	*	*	*	*	*	*	*	*	*	*
24	36	*	*	*	*	*	*	*	*	*	*	*	*	*	*	*	*	*
	46	*	*	*	*	*	*	*	*	*	*	*	*	*	*	*	*	*
	56	*	*	*	*	*	*	*	*	*	*	*	*	*	*	*	*	*
	66	*	*	*	*	*	*	*	*	*	*	*	*	*	*	*	*	*
	76	*	*	*	*	*	*	*	*	*	*	*	*	*	*	*	*	*
	96		*	*	*	*	*	*	*	*	*	*	*	*	*	*	*	*
	116			*	*	*	*	*	*	*	*	*	*	*	*	*	*	*
	136				*	*	*	*	*	*	*	*	*	*	*	*	*	*

**BR 11** *BR11/d<sub>x</sub> x L*

d <sub>i</sub>	22/24										I ≥ 96		I ≥ 96	
L	22	27	36	46	56	66	76	96	116	136				

**BR 10** *BR10/d<sub>x</sub> x L*

d <sub>i</sub>	22/24										I ≥ 96		I ≥ 96	
L	22	27	36	46	56	66	76	96	116	136				

**BR 20** *BR20/30 x L*

L	30							
	60	80	100	120	140	160	180	200

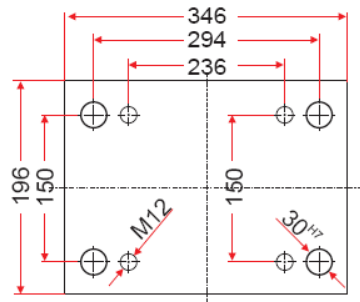
**TPS**

D
18
28

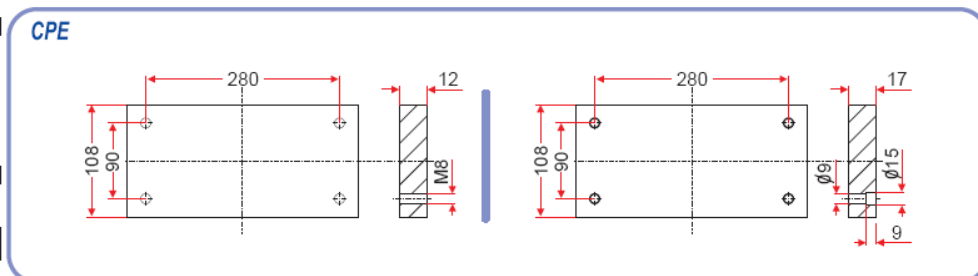
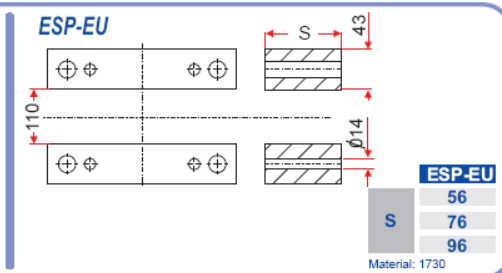
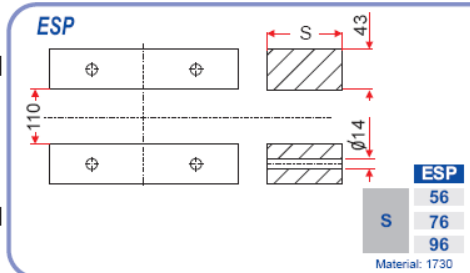
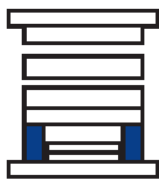
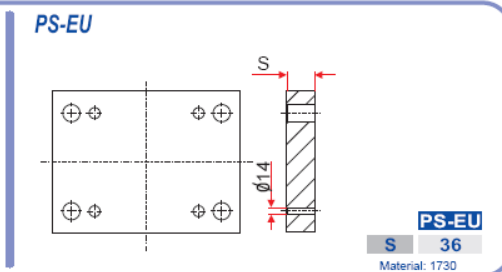
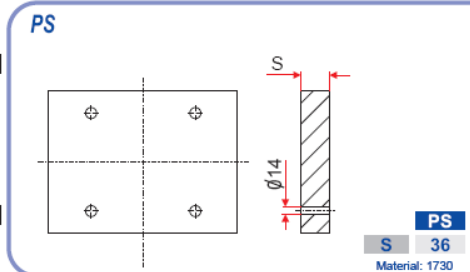
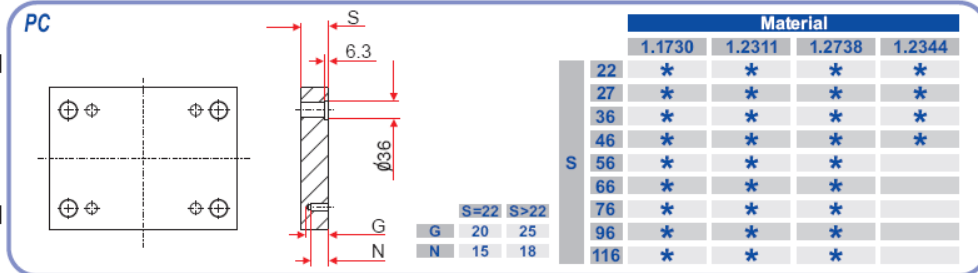
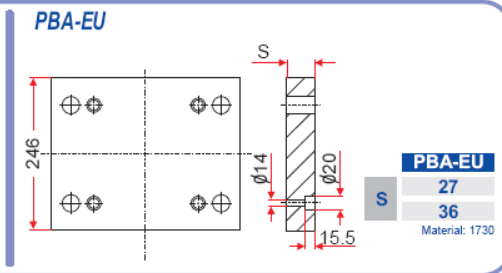
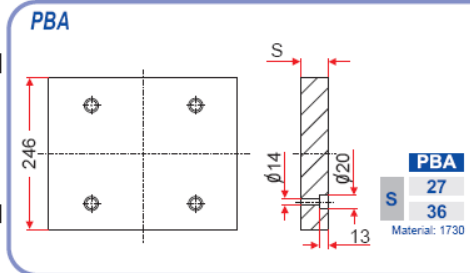
**TP551**

d1	d2	h1	h2
16	8.2	3	11
25	8.2	3	11





# 196.346



# 196.346



**BR 03** *BR03/d<sub>1</sub>mxL*

		L													
d <sub>1</sub>	m	25	35	45	55	65	75	85	95	105	115	125	135	155	205
22	27	*	*	*	*	*	*	*	*	*	*	*	*	*	*
	36	*	*	*	*	*	*	*	*	*	*	*	*	*	*
24	46	*	*	*	*	*	*	*	*	*	*	*	*	*	*
	56	*	*	*	*	*	*	*	*	*	*	*	*	*	*
	66	*	*	*	*	*	*	*	*	*	*	*	*	*	*
	76	*	*	*	*	*	*	*	*	*	*	*	*	*	*
	96			*	*	*	*	*	*	*	*	*	*	*	*
	116					*	*	*	*	*	*	*	*	*	*
	136							*	*	*	*	*	*	*	*

**BR 00** *BR00/d<sub>1</sub>mxL*

		L																
d <sub>1</sub>	m	35	45	55	65	75	85	95	105	115	125	130	135	145	155	165	175	205
22	22	*	*	*	*	*	*	*	*	*	*	*	*	*	*	*	*	*
	27	*	*	*	*	*	*	*	*	*	*	*	*	*	*	*	*	*
24	36	*	*	*	*	*	*	*	*	*	*	*	*	*	*	*	*	*
	46	*	*	*	*	*	*	*	*	*	*	*	*	*	*	*	*	*
	56	*	*	*	*	*	*	*	*	*	*	*	*	*	*	*	*	*
	66	*	*	*	*	*	*	*	*	*	*	*	*	*	*	*	*	*
	76	*	*	*	*	*	*	*	*	*	*	*	*	*	*	*	*	*
	96		*	*	*	*	*	*	*	*	*	*	*	*	*	*	*	*
	116			*	*	*	*	*	*	*	*	*	*	*	*	*	*	*
	136				*	*	*	*	*	*	*	*	*	*	*	*	*	*

**BR 11** *BR11/d<sub>1</sub>xL*

d <sub>1</sub>	22/24									
L	22	27	36	46	56	66	76	96	116	136
									≥96	≥96

**BR 10** *BR10/d<sub>1</sub>xL*

d <sub>1</sub>	22/24									
L	22	27	36	46	56	66	76	96	116	136
									≥96	≥96

**BR 20** *BR20/30xL*

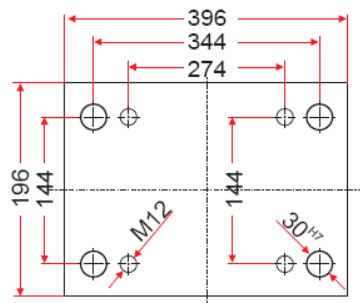
30								
L	60	80	100	120	140	160	180	200

**TPS**

D
18
28

**TP551**

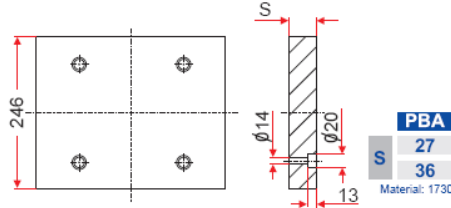
d1	d2	h1	h2
16	8.2	3	11
25	8.2	3	11



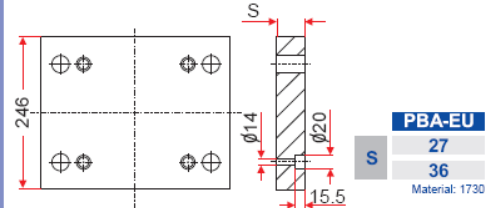
# 196.396



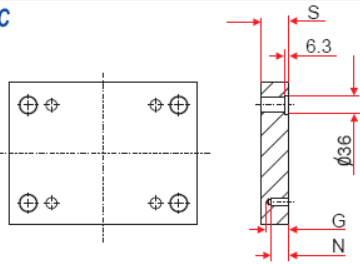
**PBA**



**PBA-EU**



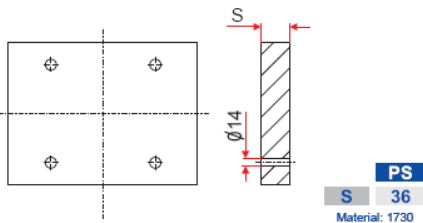
**PC**



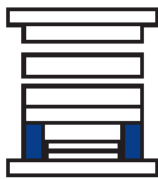
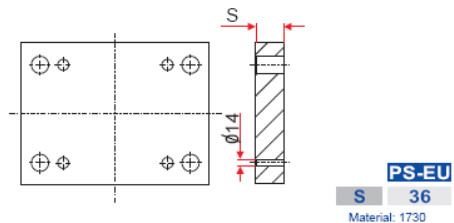
		Material			
		1.1730	1.2311	1.2738	1.2344
S	27	*	*	*	*
	36	*	*	*	*
	46	*	*	*	*
	56	*	*	*	*
	66	*	*	*	*
	76	*	*	*	*
S > 22					
G	25				
N	18				
	116	*	*	*	*



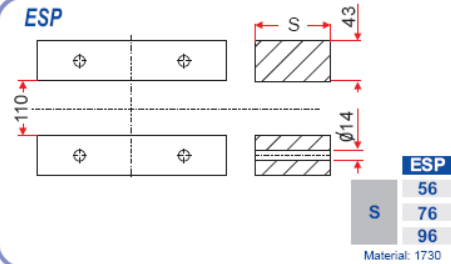
**PS**



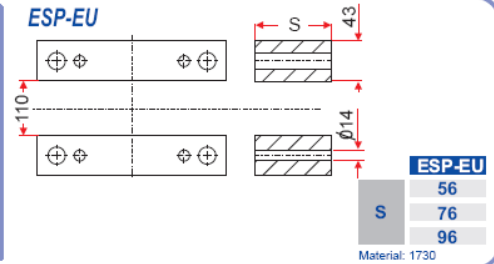
**PS-EU**



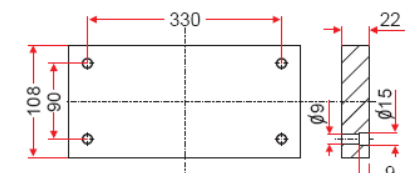
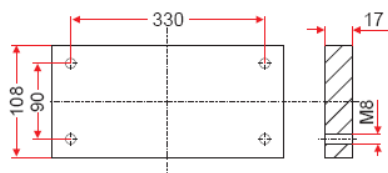
**ESP**



**ESP-EU**



**CPE**



# 196.396



**BR 03** *BR03/d,xm x L*

		L															
d <sub>1</sub>	m	25	35	45	55	65	75	85	95	105	115	125	135	155	205		
22	27	*	*	*		*		*		*		*					
	36	*	*	*	*	*		*		*		*					
24	46	*	*	*	*	*		*		*		*		*	*		
	56	*		*	*	*	*	*		*		*		*	*		
	66	*		*	*	*	*	*		*		*		*	*		
	76	*		*	*	*	*	*		*		*		*	*		
	96			*	*	*	*	*		*		*		*	*		
	116				*	*	*	*		*		*		*	*		
	136					*	*	*		*		*		*	*		

**BR 00** *BR00/d,xm x L*

		L																
d <sub>1</sub>	m	35	45	55	65	75	85	95	105	115	125	130	135	145	155	165	175	205
22	22	*	*	*	*	*		*		*		*		*		*		*
	27	*	*	*	*	*		*		*		*		*		*		*
24	36	*	*	*	*	*		*		*		*		*		*		*
	46	*	*	*	*	*	*	*		*		*		*		*		*
	56	*	*	*	*	*	*	*		*		*		*		*		*
	66	*	*	*	*	*	*	*		*		*		*		*		*
	76	*	*	*	*	*	*	*		*		*		*		*		*
	96		*	*	*	*	*	*		*		*		*		*		*
	116		*	*	*	*	*	*		*		*		*		*		*
	136		*	*	*	*	*	*		*		*		*		*		*

**BR 11** *BR11/d,x L*

d <sub>1</sub>	22/24									
L	22	27	36	46	56	66	76	96	116	136
									≥96	≥96

**BR 10** *BR10/d,x L*

d <sub>1</sub>	22/24									
L	22	27	36	46	56	66	76	96	116	136
									≥96	≥96

**BR 20** *BR20/30 x L*

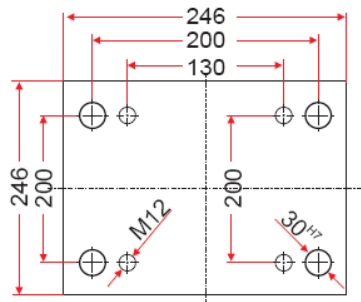
30								
L	60	80	100	120	140	160	180	200

**TPS**

D
18
28

**TP551**

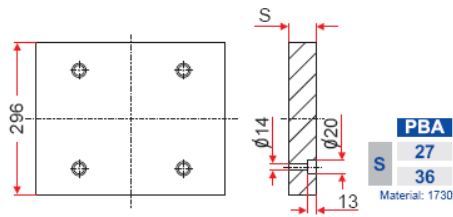
d1	d2	h1	h2
16	8.2	3	11
25	8.2	3	11



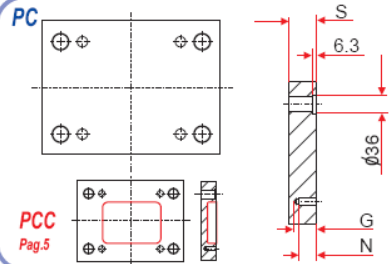
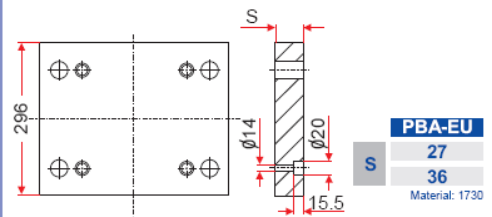
# 246.246



**PBA**



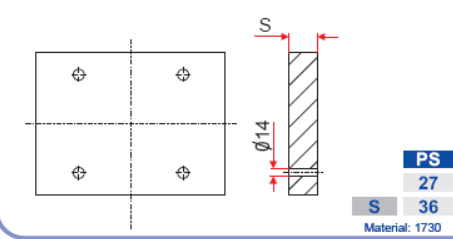
**PBA-EU**



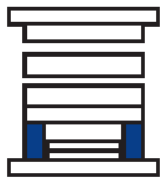
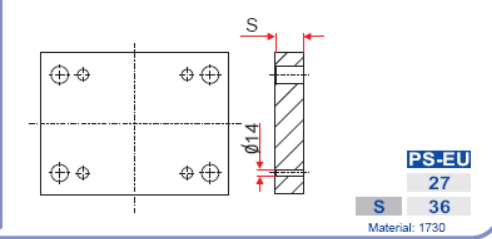
**Material**

	1.1730	1.2311	1.2738	1.2344
27	*	*	*	*
36	*	*	*	*
46	*	*	*	*
56	*	*	*	*
66	*	*	*	*
76	*	*	*	*
96	*	*	*	*
116	*	*	*	*
136	*	*	*	*

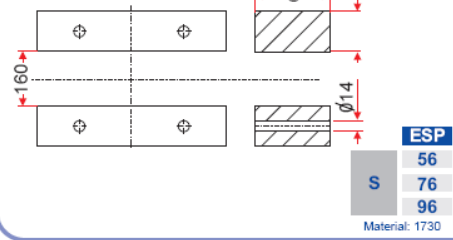
**PS**



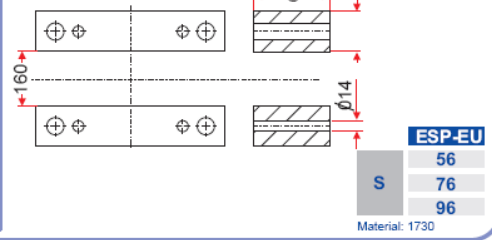
**PS-EU**



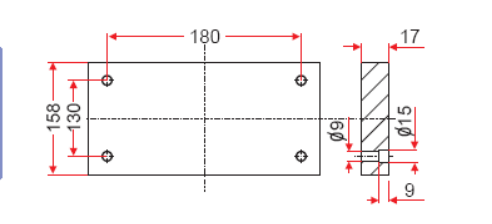
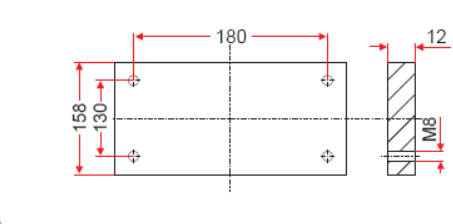
**ESP**



**ESP-EU**



**CPE**



# 246.246



**BR 03** *BR03/d,xm x L*

		L													
d <sub>1</sub>	m	25	35	45	55	65	75	85	95	105	115	125	135	155	205
22	27	*	*	*	*	*	*	*	*	*	*	*	*	*	*
	36	*	*	*	*	*	*	*	*	*	*	*	*	*	*
24	46	*	*	*	*	*	*	*	*	*	*	*	*	*	*
	56	*	*	*	*	*	*	*	*	*	*	*	*	*	*
	66	*	*	*	*	*	*	*	*	*	*	*	*	*	*
	76	*	*	*	*	*	*	*	*	*	*	*	*	*	*
	96				*	*	*	*	*	*	*	*	*	*	*
	116						*	*	*	*	*	*	*	*	*
	136							*	*	*	*	*	*	*	*

**BR 00** *BR00/d,xm x L*

		L																
d <sub>1</sub>	m	35	45	55	65	75	85	95	105	115	125	130	135	145	155	165	175	205
22	22	*	*	*	*	*	*	*	*	*	*	*	*	*	*	*	*	*
	27	*	*	*	*	*	*	*	*	*	*	*	*	*	*	*	*	*
24	36	*	*	*	*	*	*	*	*	*	*	*	*	*	*	*	*	*
	46	*	*	*	*	*	*	*	*	*	*	*	*	*	*	*	*	*
	56	*	*	*	*	*	*	*	*	*	*	*	*	*	*	*	*	*
	66	*	*	*	*	*	*	*	*	*	*	*	*	*	*	*	*	*
	76	*	*	*	*	*	*	*	*	*	*	*	*	*	*	*	*	*
	96		*	*	*	*	*	*	*	*	*	*	*	*	*	*	*	*
	116			*	*	*	*	*	*	*	*	*	*	*	*	*	*	*
	136				*	*	*	*	*	*	*	*	*	*	*	*	*	*

**BR 11** *BR11/d<sub>1</sub> x L*

d <sub>1</sub>	22/24									
L	22	27	36	46	56	66	76	96	116	136
									≥96	≥96

**BR 10** *BR10/d<sub>1</sub> x L*

d <sub>1</sub>	22/24									
L	22	27	36	46	56	66	76	96	116	136
									≥96	≥96

**BR 20** *BR20/30 x L*

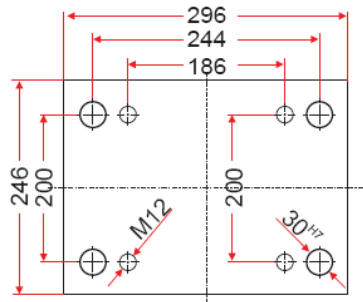
30								
L	60	80	100	120	140	160	180	200

**TPS**

D
18
28

**TP551**

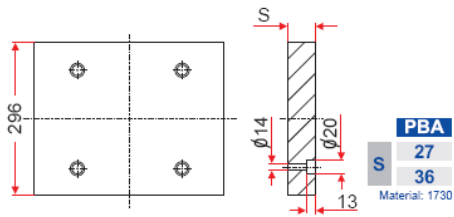
d1	d2	h1	h2
16	8.2	3	11
25	8.2	3	11



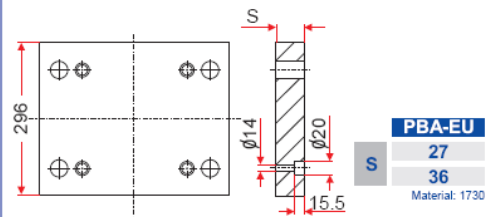
# 246.296



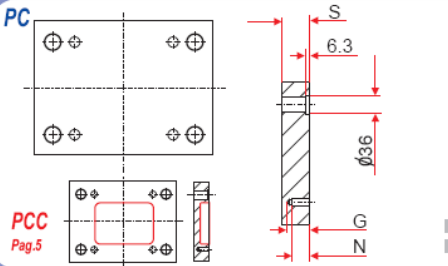
**PBA**



**PBA-EU**



**PC**

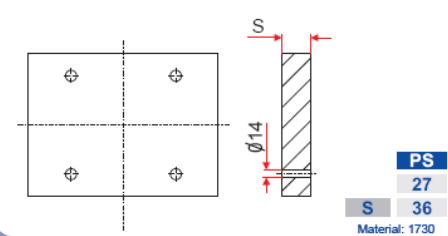


Material				
	1.1730	1.2311	1.2738	1.2344
27	*	*	*	*
36	*	*	*	*
46	*	*	*	*
56	*	*	*	*
66	*	*	*	
76	*	*	*	
96	*	*	*	
116	*	*	*	
136	*	*	*	

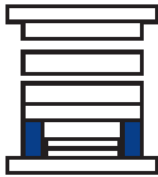
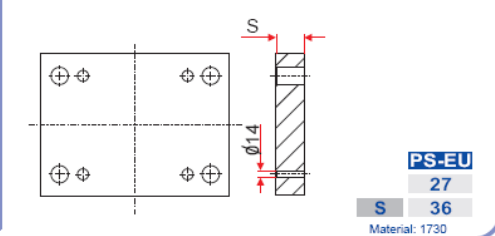
**PCC**  
Pag.5



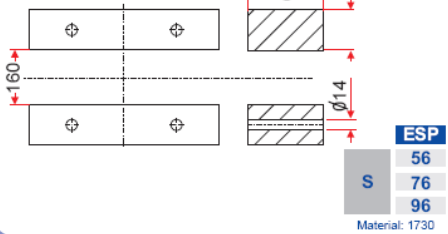
**PS**



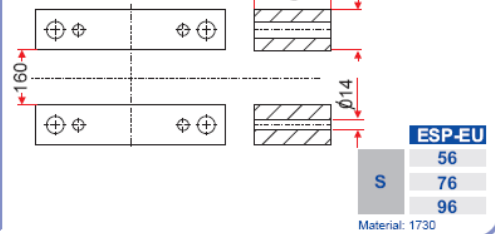
**PS-EU**



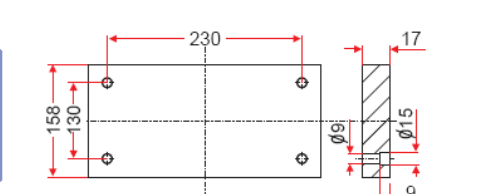
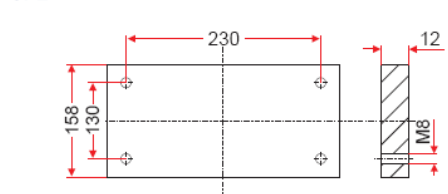
**ESP**



**ESP-EU**



**CPE**



# 246.296



**BR 03** *BR03/d<sub>x</sub>m x L*

		L													
d <sub>1</sub>	m	25	35	45	55	65	75	85	95	105	115	125	135	155	205
22	27	*	*	*	*	*	*	*	*	*	*	*	*	*	*
	36	*	*	*	*	*	*	*	*	*	*	*	*	*	*
24	46	*	*	*	*	*	*	*	*	*	*	*	*	*	*
	56	*	*	*	*	*	*	*	*	*	*	*	*	*	*
	66		*	*	*	*	*	*	*	*	*	*	*	*	*
	76	*		*	*	*	*	*	*	*	*	*	*	*	*
	96			*	*	*	*	*	*	*	*	*	*	*	*
	116					*	*	*	*	*	*	*	*	*	*
	136							*	*	*	*	*	*	*	*

**BR 00** *BR00/d<sub>x</sub>m x L*

		L															
d <sub>1</sub>	m	35	45	55	65	75	85	95	105	115	125	135	145	155	165	175	205
22	22	*	*	*	*	*	*	*	*	*	*	*	*	*	*	*	*
	27	*	*	*	*	*	*	*	*	*	*	*	*	*	*	*	*
24	36	*	*	*	*	*	*	*	*	*	*	*	*	*	*	*	*
	46	*	*	*	*	*	*	*	*	*	*	*	*	*	*	*	*
	56	*	*	*	*	*	*	*	*	*	*	*	*	*	*	*	*
	66	*	*	*	*	*	*	*	*	*	*	*	*	*	*	*	*
	76	*	*	*	*	*	*	*	*	*	*	*	*	*	*	*	*
	96		*	*	*	*	*	*	*	*	*	*	*	*	*	*	*
	116			*	*	*	*	*	*	*	*	*	*	*	*	*	*
	136				*	*	*	*	*	*	*	*	*	*	*	*	*

**BR 11** *BR11/d<sub>x</sub> x L*

d <sub>1</sub>	22/24									
L	22	27	36	46	56	66	76	96	116	136
									≥96	≥96

**BR 10** *BR10/d<sub>x</sub> x L*

d <sub>1</sub>	22/24									
L	22	27	36	46	56	66	76	96	116	136
									≥96	≥96

**BR 20** *BR20/30 x L*

L	30							
	60	80	100	120	140	160	180	200

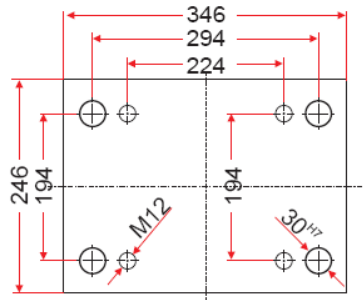
**TPS**

D
18
28

**TP551**

d1	d2	h1	h2
16	8.2	3	11
25	8.2	3	11

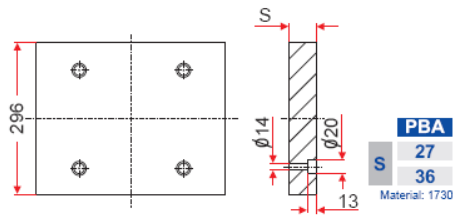




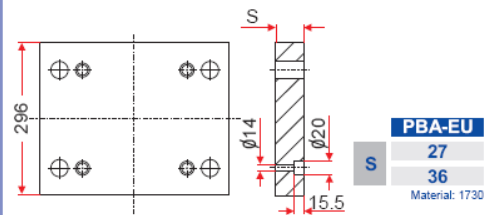
# 246.346



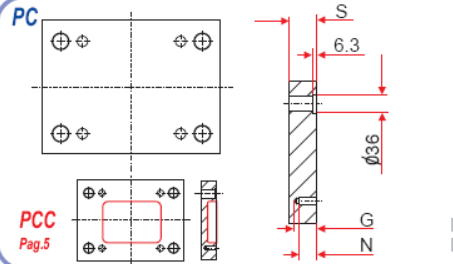
**PBA**



**PBA-EU**



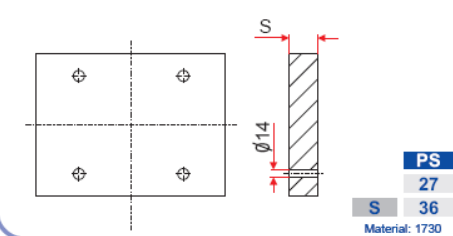
**PC**



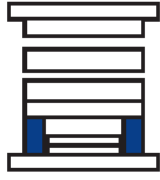
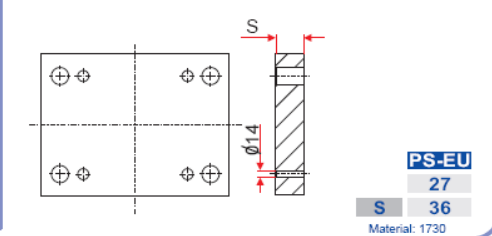
**Material**

	1.1730	1.2311	1.2738	1.2344
27	*	*	*	*
36	*	*	*	*
46	*	*	*	*
56	*	*	*	*
66	*	*	*	*
76	*	*	*	*
96	*	*	*	*
116	*	*	*	*
136	*	*	*	*

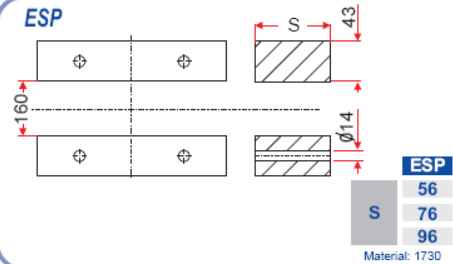
**PS**



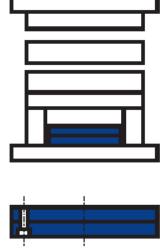
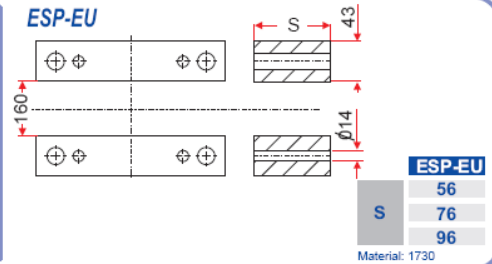
**PS-EU**



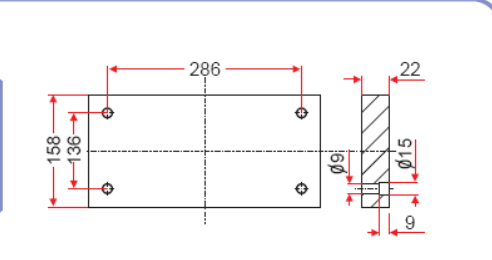
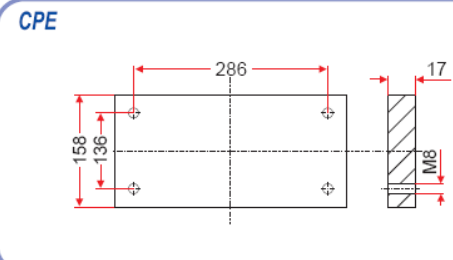
**ESP**



**ESP-EU**



**CPE**



# 246.346



**BR 03** *BR03/d<sub>i</sub>mxL*

		L													
d <sub>i</sub>	m	25	35	45	55	65	75	85	95	105	115	125	135	155	205
22	27	*	*	*	*	*	*	*	*	*	*	*	*	*	*
	36	*	*	*	*	*	*	*	*	*	*	*	*	*	*
24	46	*	*	*	*	*	*	*	*	*	*	*	*	*	*
	56	*	*	*	*	*	*	*	*	*	*	*	*	*	*
	66	*	*	*	*	*	*	*	*	*	*	*	*	*	*
	76	*	*	*	*	*	*	*	*	*	*	*	*	*	*
	96			*	*	*	*	*	*	*	*	*	*	*	*
	116					*	*	*	*	*	*	*	*	*	*
	136						*	*	*	*	*	*	*	*	*

**BR 00** *BR00/d<sub>i</sub>mxL*

		L																
d <sub>i</sub>	m	35	45	55	65	75	85	95	105	115	125	130	135	145	155	165	175	205
22	22	*	*	*	*	*	*	*	*	*	*	*	*	*	*	*	*	*
	27	*	*	*	*	*	*	*	*	*	*	*	*	*	*	*	*	*
24	36	*	*	*	*	*	*	*	*	*	*	*	*	*	*	*	*	*
	46	*	*	*	*	*	*	*	*	*	*	*	*	*	*	*	*	*
	56	*	*	*	*	*	*	*	*	*	*	*	*	*	*	*	*	*
	66	*	*	*	*	*	*	*	*	*	*	*	*	*	*	*	*	*
	76	*	*	*	*	*	*	*	*	*	*	*	*	*	*	*	*	*
	96		*	*	*	*	*	*	*	*	*	*	*	*	*	*	*	*
	116			*	*	*	*	*	*	*	*	*	*	*	*	*	*	*
	136				*	*	*	*	*	*	*	*	*	*	*	*	*	*

**BR 11** *BR11/d<sub>i</sub>xL*

d <sub>i</sub>	22/24									
L	22	27	36	46	56	66	76	96	116	136
									≥96	≥96

**BR 10** *BR10/d<sub>i</sub>xL*

d <sub>i</sub>	22/24									
L	22	27	36	46	56	66	76	96	116	136
									≥96	≥96

**BR 20** *BR20/30xL*

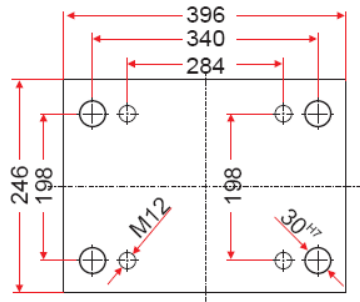
30								
L	60	80	100	120	140	160	180	200

**TPS**

D
18
28

**TP551**

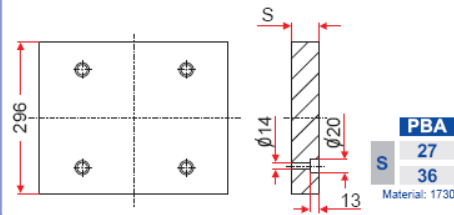
d1	d2	h1	h2
16	8.2	3	11
25	8.2	3	11



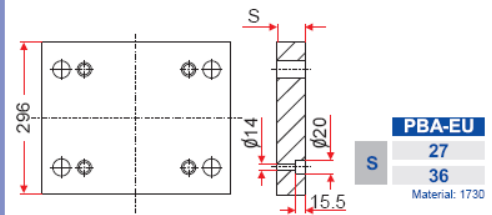
# 246.396



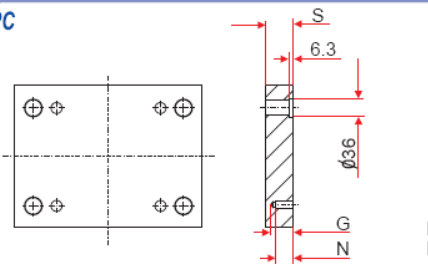
**PBA**



**PBA-EU**



**PC**

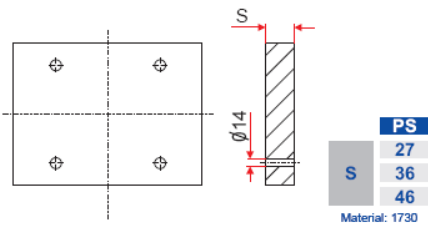


**Material**

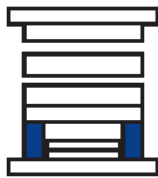
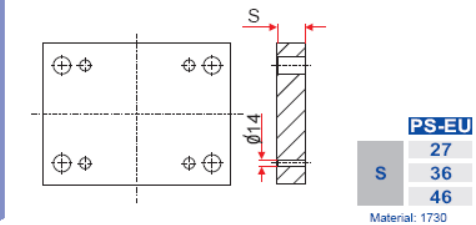
	1.1730	1.2311	1.2738	1.2344
27	*	*	*	*
36	*	*	*	*
46	*	*	*	*
56	*	*	*	*
66	*	*	*	*
76	*	*	*	*
96	*	*	*	*
116	*	*	*	*
136	*	*	*	*



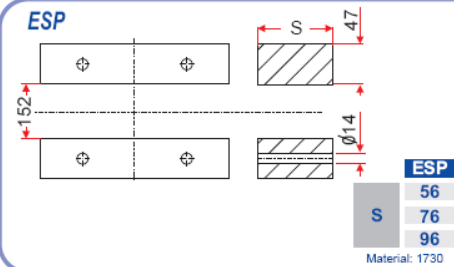
**PS**



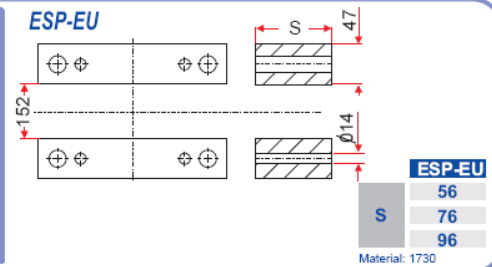
**PS-EU**



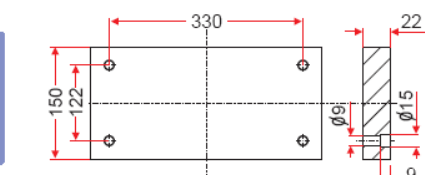
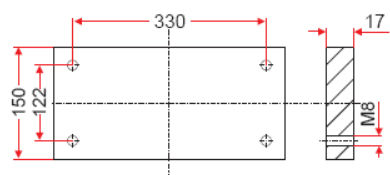
**ESP**



**ESP-EU**



**CPE**



# 246.396



**BR 03** *BR03/d,xm x L*

		L													
d <sub>i</sub>	m	25	35	45	55	65	75	85	95	105	115	125	135	155	205
22	27	*	*	*	*	*	*	*	*	*	*	*	*	*	*
24	36	*	*	*	*	*	*	*	*	*	*	*	*	*	*
	46	*	*	*	*	*	*	*	*	*	*	*	*	*	*
	56	*	*	*	*	*	*	*	*	*	*	*	*	*	*
	66	*	*	*	*	*	*	*	*	*	*	*	*	*	*
	76	*	*	*	*	*	*	*	*	*	*	*	*	*	*
	96	*	*	*	*	*	*	*	*	*	*	*	*	*	*
	116	*	*	*	*	*	*	*	*	*	*	*	*	*	*
	136	*	*	*	*	*	*	*	*	*	*	*	*	*	*

**BR 00** *BR00/d,xm x L*

		L																
d <sub>i</sub>	m	35	45	55	65	75	85	95	105	115	125	130	135	145	155	165	175	205
22	27	*	*	*	*	*	*	*	*	*	*	*	*	*	*	*	*	*
24	36	*	*	*	*	*	*	*	*	*	*	*	*	*	*	*	*	*
	46	*	*	*	*	*	*	*	*	*	*	*	*	*	*	*	*	*
	56	*	*	*	*	*	*	*	*	*	*	*	*	*	*	*	*	*
	66	*	*	*	*	*	*	*	*	*	*	*	*	*	*	*	*	*
	76	*	*	*	*	*	*	*	*	*	*	*	*	*	*	*	*	*
	96	*	*	*	*	*	*	*	*	*	*	*	*	*	*	*	*	*
	116	*	*	*	*	*	*	*	*	*	*	*	*	*	*	*	*	*
	136	*	*	*	*	*	*	*	*	*	*	*	*	*	*	*	*	*

**BR 11** *BR11/d,x L*

d <sub>i</sub>	22/24									
L	22	27	36	46	56	66	76	96	116	136
									≥96	≥96

**BR 10** *BR10/d,x L*

d <sub>i</sub>	22/24									
L	22	27	36	46	56	66	76	96	116	136
									≥96	≥96

**BR 20** *BR20/30 x L*

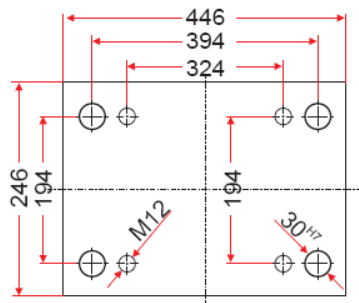
30										
L	60	80	100	120	140	160	180	200		

**TPS**

D
18
28

**TP551**

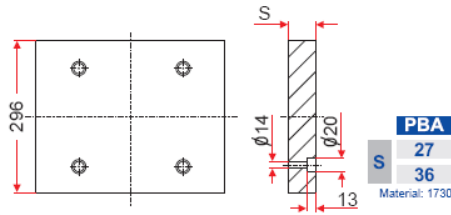
d1	d2	h1	h2
16	8.2	3	11
25	8.2	3	11



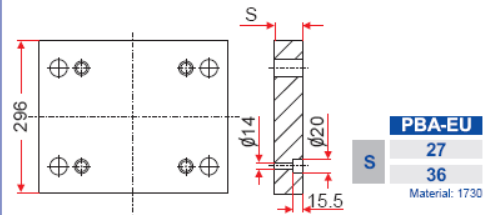
# 246.446



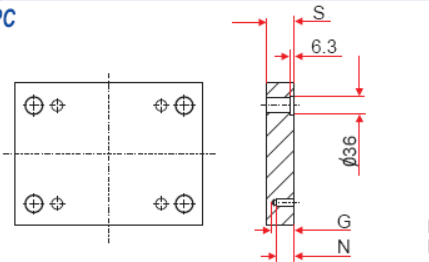
**PBA**



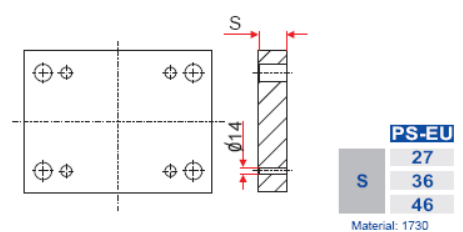
**PBA-EU**



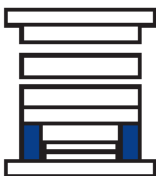
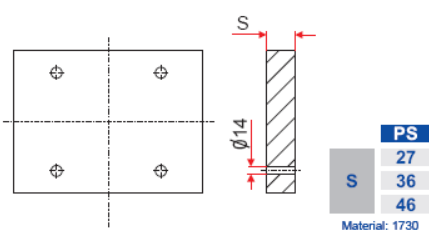
**PC**



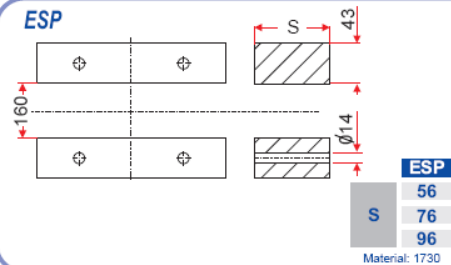
**PS-EU**



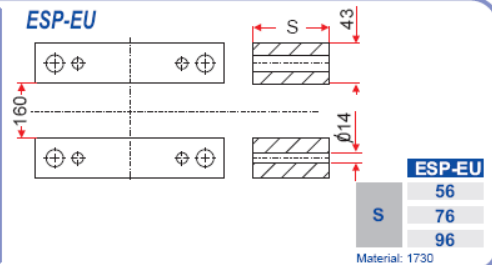
**PS**



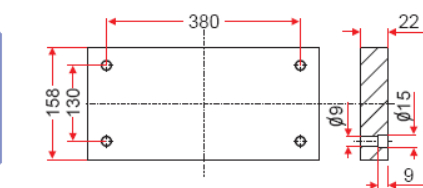
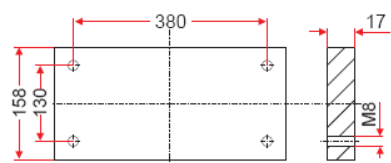
**ESP**



**ESP-EU**



**CPE**



# 246.446



**BR 03** *BR03/d,xm x L*

		L													
d <sub>1</sub>	m	25	35	45	55	65	75	85	95	105	115	125	135	155	205
22	27	*	*	*		*		*		*		*			
	36	*	*	*	*	*	*	*	*	*	*	*	*	*	*
	46	*	*	*	*	*	*	*	*	*	*	*	*	*	*
24	56	*	*	*	*	*	*	*	*	*	*	*	*	*	*
	66		*	*	*	*	*	*	*	*	*	*	*	*	*
	76	*		*	*	*	*	*	*	*	*	*	*	*	*
	96			*	*	*	*	*	*	*	*	*	*	*	*
	116				*	*	*	*	*	*	*	*	*	*	*
	136						*	*	*	*	*	*	*	*	*

**BR 00** *BR00/d,xm x L*

		L																
d <sub>1</sub>	m	35	45	55	65	75	85	95	105	115	125	130	135	145	155	165	175	205
22	22	*	*	*	*	*	*	*	*	*	*	*	*	*	*	*	*	*
	27	*	*	*	*	*	*	*	*	*	*	*	*	*	*	*	*	*
	36	*	*	*	*	*	*	*	*	*	*	*	*	*	*	*	*	*
24	46	*	*	*	*	*	*	*	*	*	*	*	*	*	*	*	*	*
	56	*	*	*	*	*	*	*	*	*	*	*	*	*	*	*	*	*
	66	*	*	*	*	*	*	*	*	*	*	*	*	*	*	*	*	*
	76		*	*	*	*	*	*	*	*	*	*	*	*	*	*	*	*
	96		*	*	*	*	*	*	*	*	*	*	*	*	*	*	*	*
	116			*	*	*	*	*	*	*	*	*	*	*	*	*	*	*
	136				*	*	*	*	*	*	*	*	*	*	*	*	*	*

**BR 11** *BR11/d,x L*

d <sub>1</sub>	22/24									
L	22	27	36	46	56	66	76	96	116	136
									≥96	≥96

**BR 10** *BR10/d,x L*

d <sub>1</sub>	22/24									
L	22	27	36	46	56	66	76	96	116	136
									≥96	≥96

**BR 20** *BR20/30 x L*

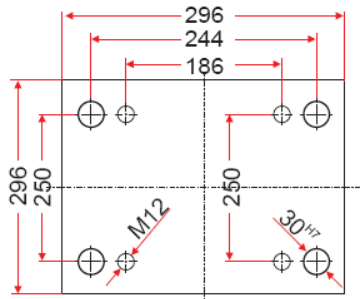
L	30							
	60	80	100	120	140	160	180	200

**TPS**

D
18
28

**TP551**

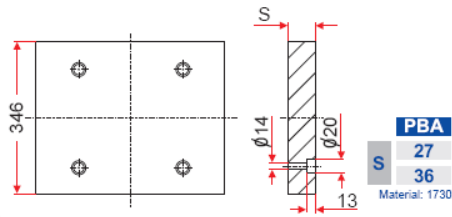
d1	d2	h1	h2
16	8.2	3	11
25	8.2	3	11



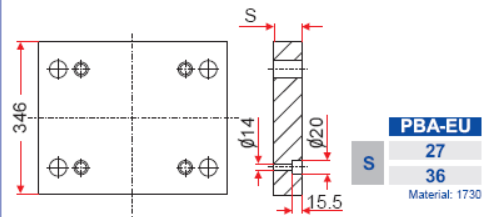
# 296.296



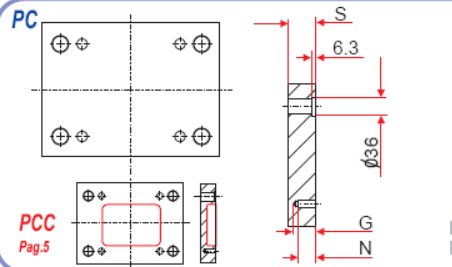
**PBA**



**PBA-EU**



**PC**

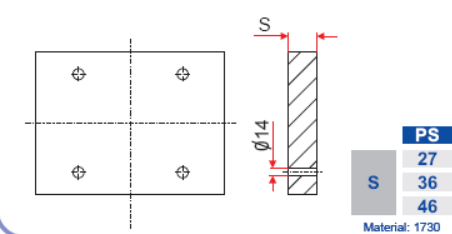


Material	Material			
	1.1730	1.2311	1.2738	1.2344
27	*	*	*	*
36	*	*	*	*
46	*	*	*	*
56	*	*	*	*
66	*	*	*	*
76	*	*	*	*
96	*	*	*	*
116	*	*	*	*
136	*	*	*	*

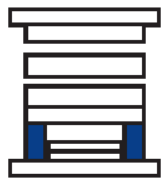
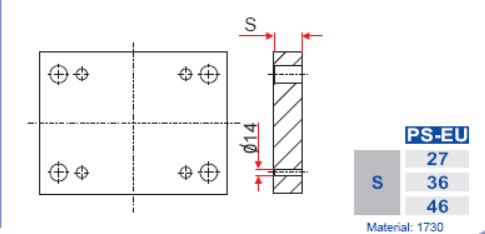
**PCC**  
Pag.5



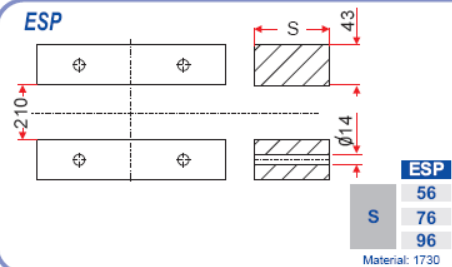
**PS**



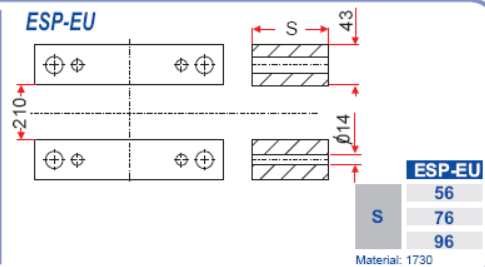
**PS-EU**



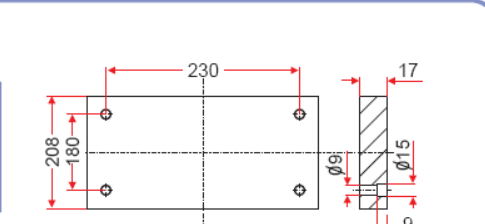
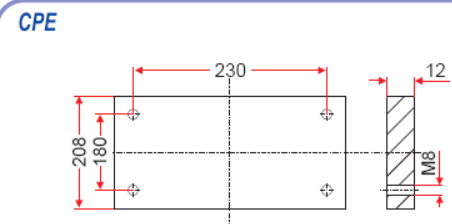
**ESP**



**ESP-EU**



**CPE**



# 296.296



**BR 03** *BR03/d<sub>1</sub>xm x L*

		L															
d <sub>1</sub>	m	25	35	45	55	65	75	85	95	105	115	125	135	155	205		
22	27	*	*	*	*	*	*	*	*	*	*	*	*	*	*		
	36	*	*	*	*	*	*	*	*	*	*	*	*	*	*		
24	46	*	*	*	*	*	*	*	*	*	*	*	*	*	*		
	56	*	*	*	*	*	*	*	*	*	*	*	*	*	*		
	66	*	*	*	*	*	*	*	*	*	*	*	*	*	*		
	76	*	*	*	*	*	*	*	*	*	*	*	*	*	*		
	96	*	*	*	*	*	*	*	*	*	*	*	*	*	*		
	116	*	*	*	*	*	*	*	*	*	*	*	*	*	*		
	136	*	*	*	*	*	*	*	*	*	*	*	*	*	*		

**BR 00** *BR00/d<sub>1</sub>xm x L*

		L																
d <sub>1</sub>	m	35	45	55	65	75	85	95	105	115	125	130	135	145	155	165	175	205
22	22	*	*	*	*	*	*	*	*	*	*	*	*	*	*	*	*	*
	27	*	*	*	*	*	*	*	*	*	*	*	*	*	*	*	*	*
24	36	*	*	*	*	*	*	*	*	*	*	*	*	*	*	*	*	*
	46	*	*	*	*	*	*	*	*	*	*	*	*	*	*	*	*	*
	56	*	*	*	*	*	*	*	*	*	*	*	*	*	*	*	*	*
	66	*	*	*	*	*	*	*	*	*	*	*	*	*	*	*	*	*
	76	*	*	*	*	*	*	*	*	*	*	*	*	*	*	*	*	*
	96	*	*	*	*	*	*	*	*	*	*	*	*	*	*	*	*	*
	116	*	*	*	*	*	*	*	*	*	*	*	*	*	*	*	*	*
	136	*	*	*	*	*	*	*	*	*	*	*	*	*	*	*	*	*

**BR 11** *BR11/d<sub>1</sub>xL*

d <sub>1</sub>	22/24									
L	22	27	36	46	56	66	76	96	116	136
									≥96	≥96

**BR 10** *BR10/d<sub>1</sub>xL*

d <sub>1</sub>	22/24									
L	22	27	36	46	56	66	76	96	116	136
									≥96	≥96

**BR 20** *BR20/30xL*

30								
L	60	80	100	120	140	160	180	200

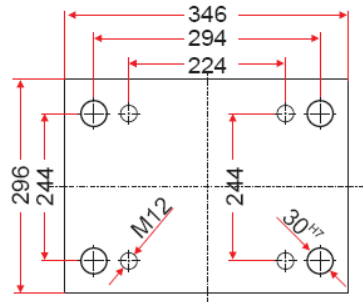
**TPS**

D
18
28

**TP551**

d1	d2	h1	h2
16	8.2	3	11
25	8.2	3	11

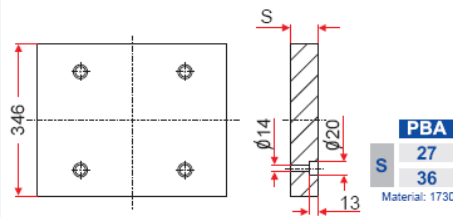




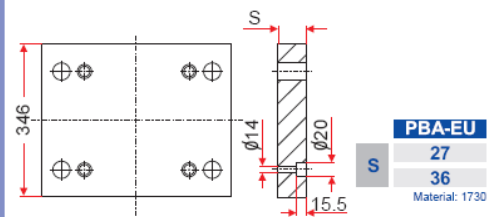
# 296.346



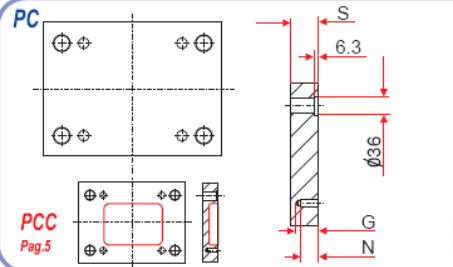
**PBA**



**PBA-EU**



**PC**



**Material**

	1.1730	1.2311	1.2738	1.2344
27	*	*	*	*
36	*	*	*	*
46	*	*	*	*
56	*	*	*	*
66	*	*	*	*
76	*	*	*	*
96	*	*	*	*
116	*	*	*	*
136	*	*	*	*

**PCC**

Pag.5

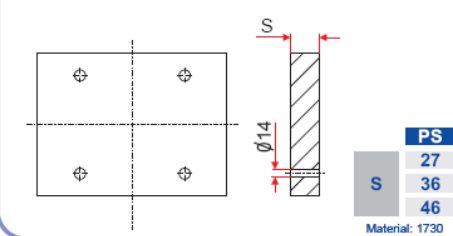
**S > 22**

G 25

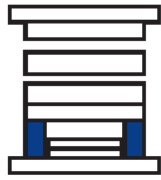
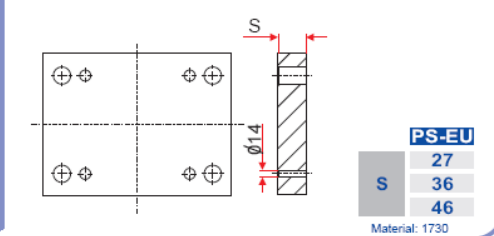
N 18



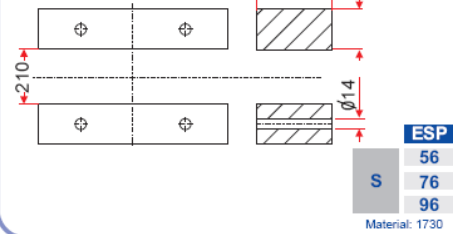
**PS**



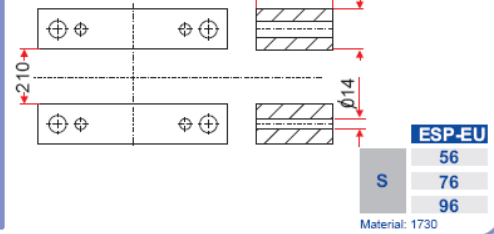
**PS-EU**



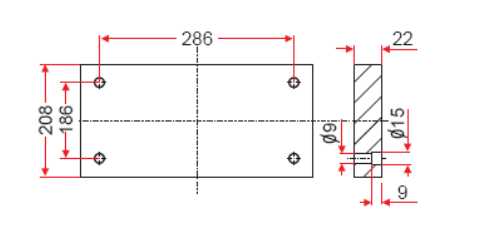
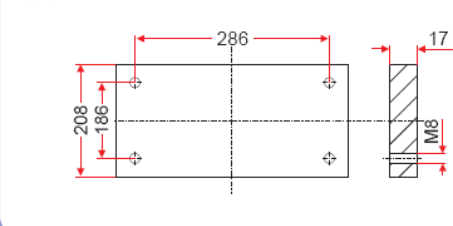
**ESP**



**ESP-EU**



**CPE**



# 296.346



**BR 03** *BR03/d<sub>i</sub>mxL*

		L															
d <sub>i</sub>	m	25	35	45	55	65	75	85	95	105	115	125	135	155	205		
22	27	*	*	*	*	*	*	*	*	*	*	*	*	*	*		
	36	*	*	*	*	*	*	*	*	*	*	*	*	*	*		
24	46	*	*	*	*	*	*	*	*	*	*	*	*	*	*		
	56	*	*	*	*	*	*	*	*	*	*	*	*	*	*		
	66	*	*	*	*	*	*	*	*	*	*	*	*	*	*		
	76	*	*	*	*	*	*	*	*	*	*	*	*	*	*		
	96	*	*	*	*	*	*	*	*	*	*	*	*	*	*		
	116	*	*	*	*	*	*	*	*	*	*	*	*	*	*		
	136	*	*	*	*	*	*	*	*	*	*	*	*	*	*		

**BR 00** *BR00/d<sub>i</sub>mxL*

		L																
d <sub>i</sub>	m	35	45	55	65	75	85	95	105	115	125	130	135	145	155	165	175	205
22	22	*	*	*	*	*	*	*	*	*	*	*	*	*	*	*	*	*
	27	*	*	*	*	*	*	*	*	*	*	*	*	*	*	*	*	*
24	36	*	*	*	*	*	*	*	*	*	*	*	*	*	*	*	*	*
	46	*	*	*	*	*	*	*	*	*	*	*	*	*	*	*	*	*
	56	*	*	*	*	*	*	*	*	*	*	*	*	*	*	*	*	*
	66	*	*	*	*	*	*	*	*	*	*	*	*	*	*	*	*	*
	76	*	*	*	*	*	*	*	*	*	*	*	*	*	*	*	*	*
	96	*	*	*	*	*	*	*	*	*	*	*	*	*	*	*	*	*
	116	*	*	*	*	*	*	*	*	*	*	*	*	*	*	*	*	*
	136	*	*	*	*	*	*	*	*	*	*	*	*	*	*	*	*	*

**BR 11** *BR11/d<sub>i</sub>xL*

		22/24									
d <sub>i</sub>	L	22	27	36	46	56	66	76	96	116	136
										≥96	≥96

**BR 10** *BR10/d<sub>i</sub>xL*

		22/24									
d <sub>i</sub>	L	22	27	36	46	56	66	76	96	116	136
										≥96	≥96

**BR 20** *BR20/30xL*

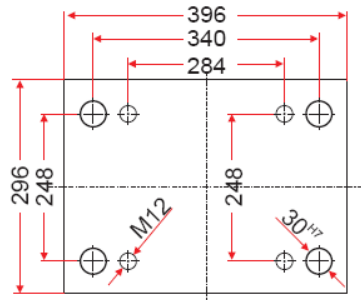
		30							
L		60	80	100	120	140	160	180	200

**TPS**

D
18
28

**TP551**

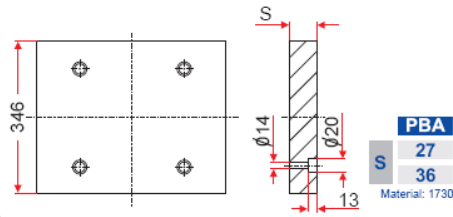
d1	d2	h1	h2
16	8.2	3	11
25	8.2	3	11



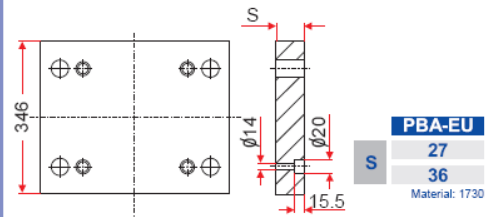
# 296.396



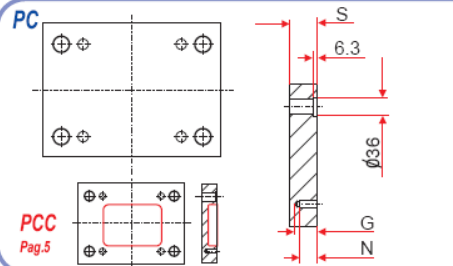
**PBA**



**PBA-EU**



**PC**



**Material**

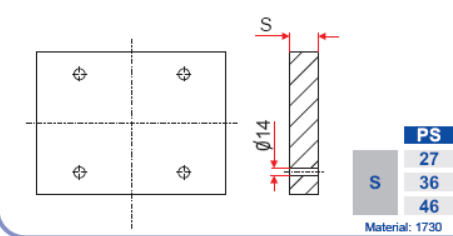
	1.1730	1.2311	1.2738
27	*	*	*
36	*	*	*
46	*	*	*
56	*	*	*
66	*	*	*
76	*	*	*
96	*	*	*
116	*	*	*
136	*	*	*

S > 22  
G 25  
N 18

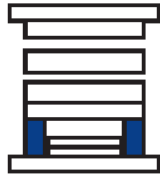
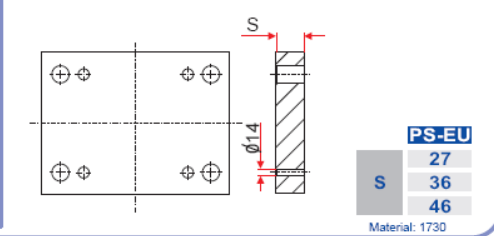
**PCC**  
Pag.5



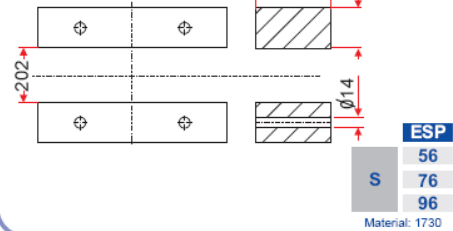
**PS**



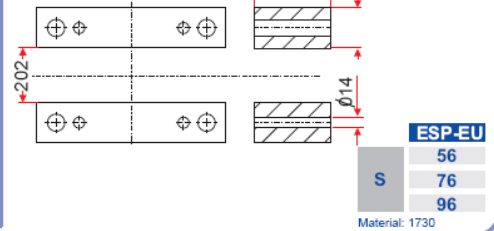
**PS-EU**



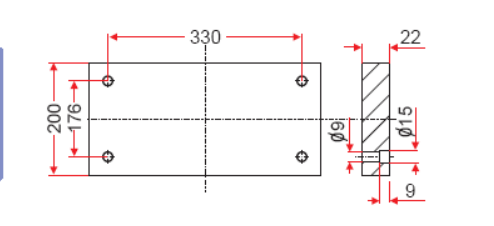
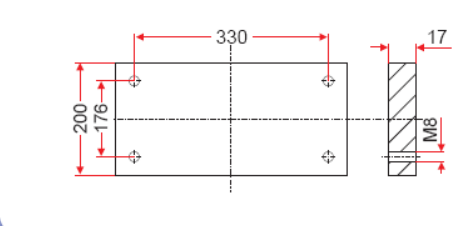
**ESP**



**ESP-EU**



**CPE**



# 296.396



**BR 03** *BR03/d, mxL*

		L														
d <sub>1</sub>	m	25	35	45	55	65	75	85	95	105	115	125	135	155	205	
22	27	*	*	*	*	*	*	*	*	*	*	*	*	*	*	
	36	*	*	*	*	*	*	*	*	*	*	*	*	*	*	
	46	*	*	*	*	*	*	*	*	*	*	*	*	*	*	
	56	*	*	*	*	*	*	*	*	*	*	*	*	*	*	
	66	*	*	*	*	*	*	*	*	*	*	*	*	*	*	
24	76	*	*	*	*	*	*	*	*	*	*	*	*	*	*	
	96	*	*	*	*	*	*	*	*	*	*	*	*	*	*	
	116	*	*	*	*	*	*	*	*	*	*	*	*	*	*	
	136	*	*	*	*	*	*	*	*	*	*	*	*	*	*	

**BR 00** *BR00/d, mxL*

		L																
d <sub>1</sub>	m	35	45	55	65	75	85	95	105	115	125	130	135	145	155	165	175	205
22	22	*	*	*	*	*	*	*	*	*	*	*	*	*	*	*	*	*
	27	*	*	*	*	*	*	*	*	*	*	*	*	*	*	*	*	*
	36	*	*	*	*	*	*	*	*	*	*	*	*	*	*	*	*	*
	46	*	*	*	*	*	*	*	*	*	*	*	*	*	*	*	*	*
	56	*	*	*	*	*	*	*	*	*	*	*	*	*	*	*	*	*
24	66	*	*	*	*	*	*	*	*	*	*	*	*	*	*	*	*	*
	76	*	*	*	*	*	*	*	*	*	*	*	*	*	*	*	*	*
	96	*	*	*	*	*	*	*	*	*	*	*	*	*	*	*	*	*
	116	*	*	*	*	*	*	*	*	*	*	*	*	*	*	*	*	*
136	*	*	*	*	*	*	*	*	*	*	*	*	*	*	*	*	*	*

**BR 11** *BR11/d, xL*

d <sub>1</sub>	22/24									
L	22	27	36	46	56	66	76	96	116	136
									≥96	≥96

**BR 10** *BR10/d, xL*

d <sub>1</sub>	22/24									
L	22	27	36	46	56	66	76	96	116	136
									≥96	≥96

**BR 20** *BR20/30xL*

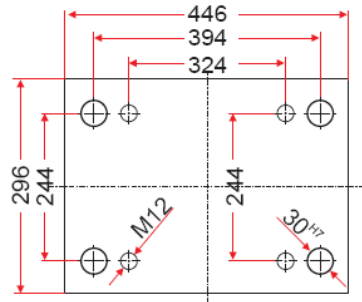
30								
L	60	80	100	120	140	160	180	200

**TPS**

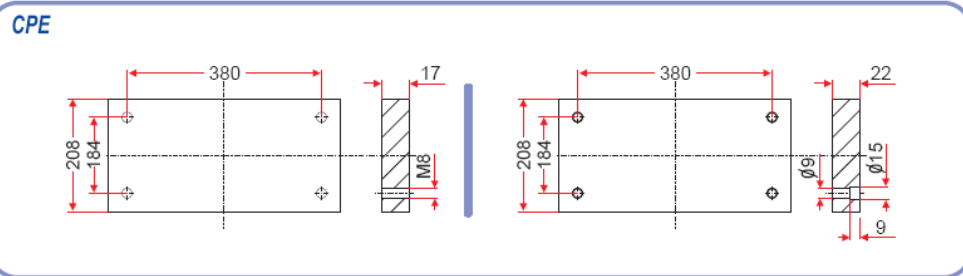
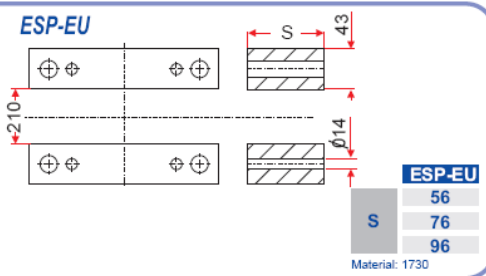
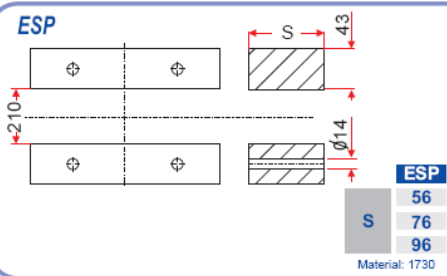
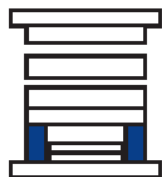
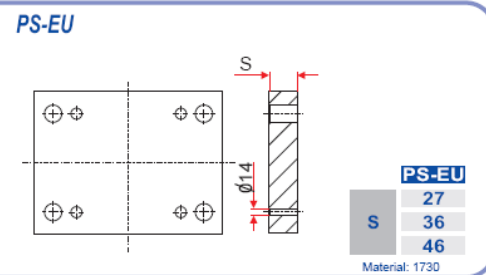
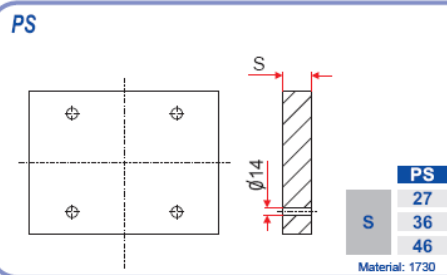
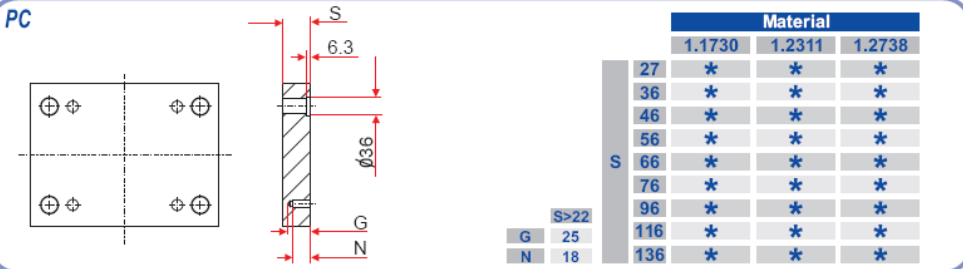
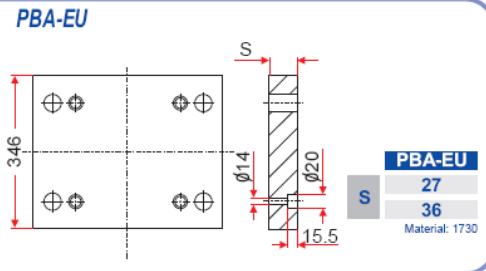
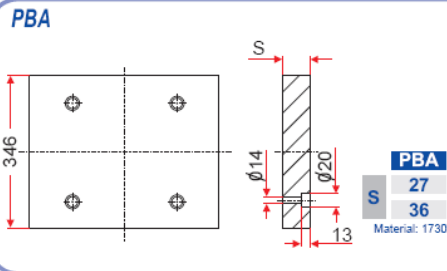
D
18
28

**TP551**

d1	d2	h1	h2
16	8.2	3	11
25	8.2	3	11



# 296.446



# 296.446



**BR 03** *BR03/d<sub>1</sub>xm x L*

		L															
d <sub>1</sub>	m	25	35	45	55	65	75	85	95	105	115	125	135	155	205		
22	27	*	*	*		*		*		*		*					
	36	*	*	*	*		*		*		*						
24	46	*	*	*	*	*		*		*		*		*	*		
	56	*	*	*	*	*	*		*		*		*	*	*		
	66	*	*	*	*	*	*		*		*		*	*	*		
	76	*	*	*	*	*	*	*		*		*		*	*		
	96				*	*	*	*		*		*		*	*		
	116						*	*		*		*		*	*		
	136							*	*		*		*	*	*		

**BR 00** *BR00/d<sub>1</sub>xm x L*

		L																
d <sub>1</sub>	m	35	45	55	65	75	85	95	105	115	125	130	135	145	155	165	175	205
22	27	*	*	*	*	*		*		*		*		*		*		*
	36	*	*	*	*	*	*		*		*		*		*		*	*
24	46	*	*	*	*	*	*		*		*		*		*		*	*
	56	*	*	*	*	*	*	*		*		*		*		*	*	*
	66	*	*	*	*	*	*	*		*		*		*		*	*	*
	76	*	*	*	*	*	*	*	*		*		*		*		*	*
	96	*	*	*	*	*	*	*	*	*		*		*		*	*	*
	116			*	*	*	*	*	*	*	*		*		*	*	*	*
	136				*	*	*	*	*	*	*	*		*	*	*	*	*

**BR 11** *BR11/d<sub>1</sub>xL*

d <sub>1</sub>	22/24									
L	22	27	36	46	56	66	76	96	116	136
									≥96	≥96

**BR 10** *BR10/d<sub>1</sub>xL*

d <sub>1</sub>	22/24									
L	22	27	36	46	56	66	76	96	116	136
									≥96	≥96

**BR 20** *BR20/30xL*

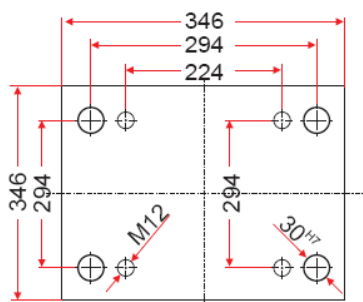
30									
L	60	80	100	120	140	160	180	200	

**TPS**

D
18
28

**TP551**

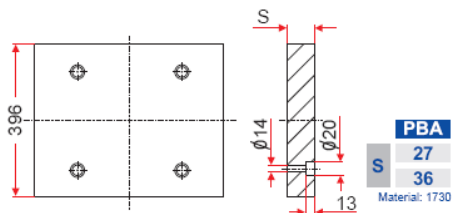
d1	d2	h1	h2
16	8.2	3	11
25	8.2	3	11



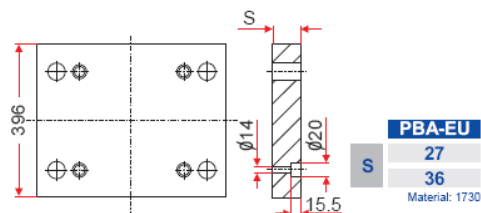
# 346.346



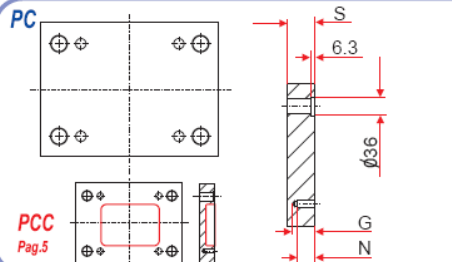
**PBA**



**PBA-EU**

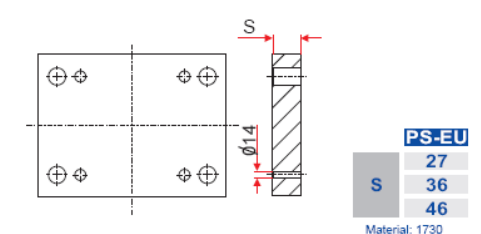


**PC**

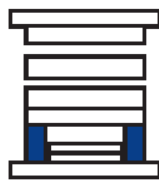
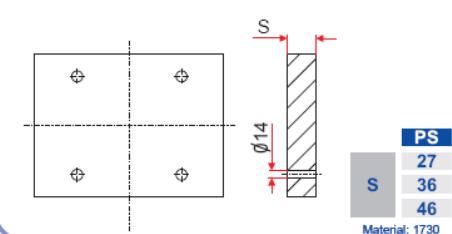


**PCC**  
Pag.5

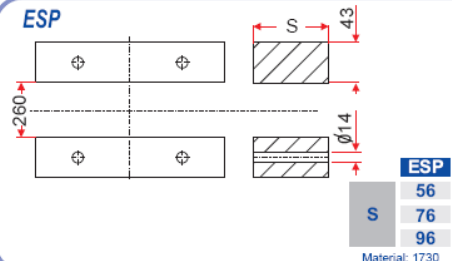
**PS-EU**



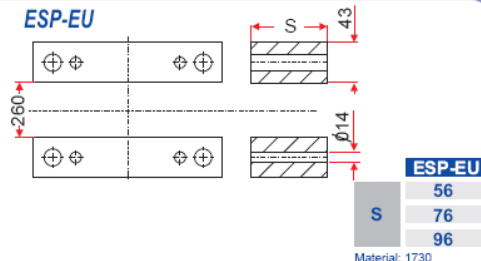
**PS**



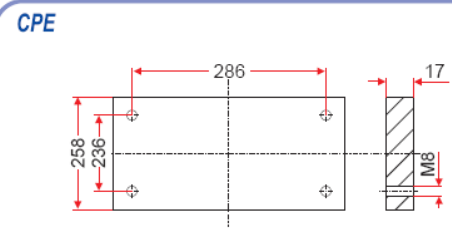
**ESP**



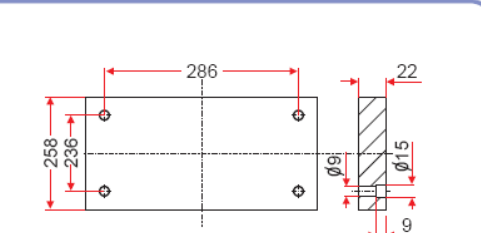
**ESP-EU**



**CPE**



**CPE-EU**



# 346.346



**BR 03** *BR03/d<sub>1</sub>xm x L*

		L															
d <sub>1</sub>	m	25	35	45	55	65	75	85	95	105	115	125	135	155	205		
22	27	*	*	*		*		*		*		*					
	36	*	*	*	*		*		*		*		*				
24	46	*	*	*	*		*		*		*		*		*		
	56	*	*	*	*		*		*		*		*		*		
	66		*	*	*		*		*		*		*		*		
	76	*	*	*	*		*		*		*		*		*		
	96			*	*		*		*		*		*		*		
	116				*		*		*		*		*		*		
	136						*		*		*		*		*		

**BR 00** *BR00/d<sub>1</sub>xm x L*

		L																
d <sub>1</sub>	m	35	45	55	65	75	85	95	105	115	125	130	135	145	155	165	175	205
22	22	*	*	*	*		*		*		*		*		*		*	
	27	*	*	*	*		*		*		*		*		*		*	
24	36	*	*	*	*		*		*		*		*		*		*	
	46	*	*	*	*		*		*		*		*		*		*	
	56	*	*	*	*		*		*		*		*		*		*	
	66	*	*	*	*		*		*		*		*		*		*	
	76	*	*	*	*		*		*		*		*		*		*	
	96	*	*	*	*		*		*		*		*		*		*	
	116	*	*	*	*		*		*		*		*		*		*	
	136	*	*	*	*		*		*		*		*		*		*	

**BR 11** *BR11/d<sub>1</sub>xL*

d <sub>1</sub>	22/24									
L	22	27	36	46	56	66	76	96	116	136
									≥96	≥96

**BR 10** *BR10/d<sub>1</sub>xL*

d <sub>1</sub>	22/24									
L	22	27	36	46	56	66	76	96	116	136
									≥96	≥96

**BR 20** *BR20/30xL*

30									
L	60	80	100	120	140	160	180	200	

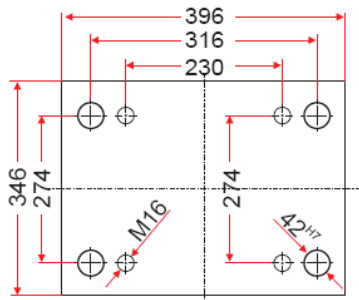
**TPS**

D
18
28

**TP551**

d1	d2	h1	h2
16	8.2	3	11
25	8.2	3	11

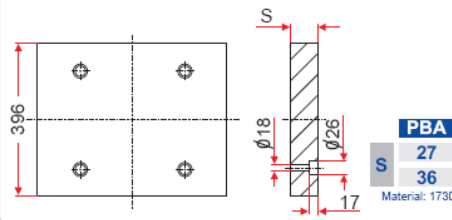




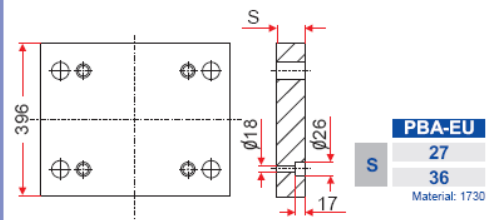
# 346.396



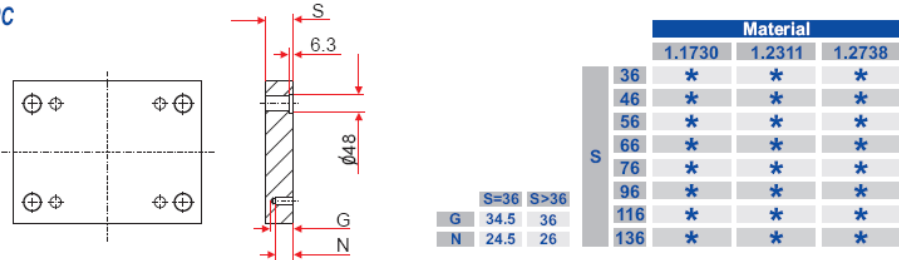
**PBA**



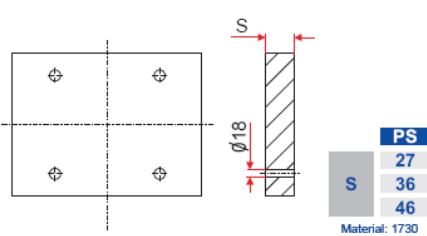
**PBA-EU**



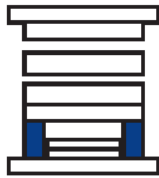
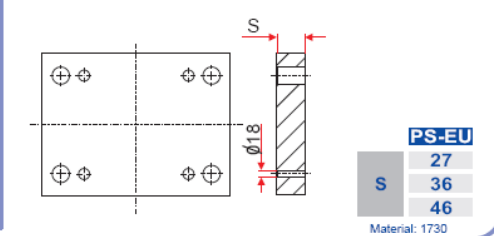
**PC**



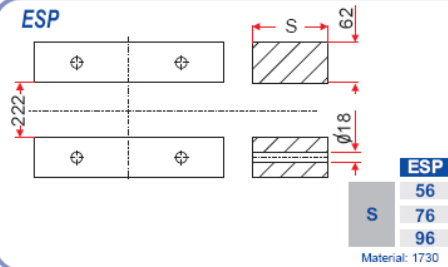
**PS**



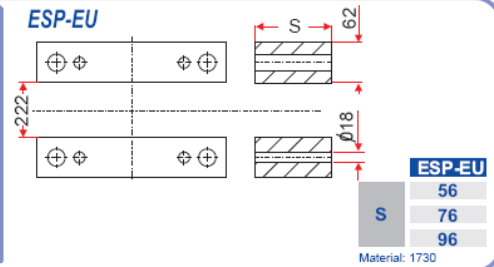
**PS-EU**



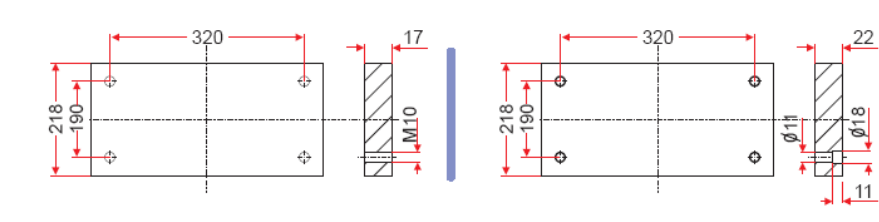
**ESP**



**ESP-EU**



**CPE**



# 346.396



**BR 03** *BR03/d<sub>1</sub>xm x L*

		L											
d <sub>1</sub>	m	45	55	65	75	85	95	105	115	125	135	155	205
30 32	27	*	*	*				*					
	36	*	*	*	*		*	*					
	46	*			*	*	*	*	*				
	56	*	*	*	*	*	*	*	*	*	*	*	*
	66	*	*	*	*	*	*	*	*	*	*	*	*
	76	*	*	*	*	*	*	*	*	*	*	*	*
	96	*	*	*	*	*	*	*	*	*	*	*	*
	116			*				*	*	*	*	*	*
	136							*	*	*	*	*	*
	156								*	*	*	*	*

**BR 00** *BR00/d<sub>1</sub>xm x L*

		L										
d <sub>1</sub>	m	45	55	65	75	85	95	105	115	135	155	205
30 32	27	*	*	*				*				
	36	*	*	*	*		*	*	*			
	46	*	*	*	*	*	*	*	*			
	56	*	*	*	*	*	*	*	*	*	*	*
	66	*	*	*	*	*	*	*	*	*	*	*
	76	*	*	*	*	*	*	*	*	*	*	*
	96	*	*	*	*	*	*	*	*	*	*	*
	116			*				*	*	*	*	*
	136							*	*	*	*	*
	156								*	*	*	*

**BR 11** *BR11/d<sub>1</sub>xL*

d <sub>1</sub>	30/32										
L	27	36	46	56	66	76	96	116	136	156	176
									≥ 116	≥ 116	≥ 116

**BR 10** *BR10/d<sub>1</sub>xL*

d <sub>1</sub>	30/32										
L	27	36	46	56	66	76	96	116	136	156	176
									≥ 116	≥ 116	≥ 116

**BR 20** *BR20/42xL*

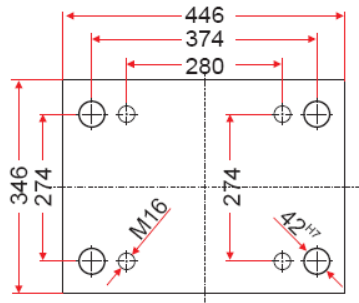
		42							
L		80	100	120	140	160	180	200	220

**TPS**

D
18
28

**TP551**

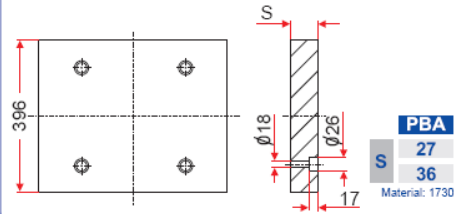
d1	d2	h1	h2
16	8.2	3	11
25	8.2	3	11



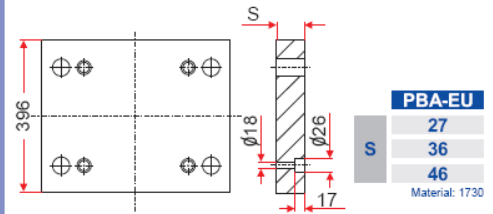
# 346.446



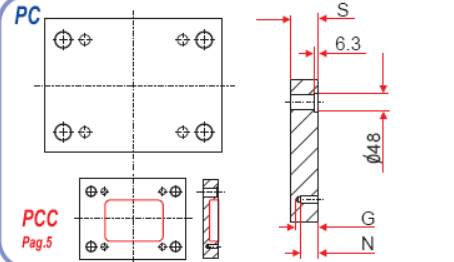
**PBA**



**PBA-EU**

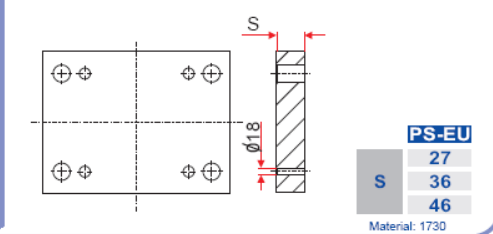


**PC**

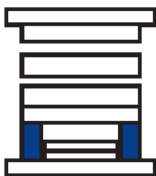
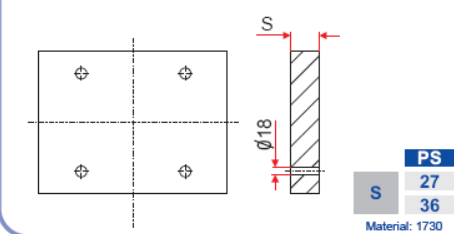


**PCC**  
Pag.5

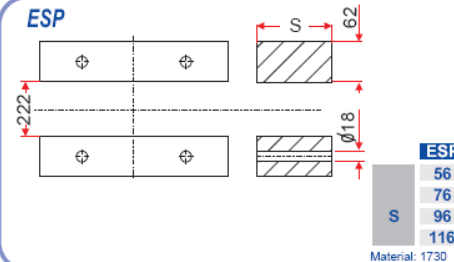
**PS-EU**



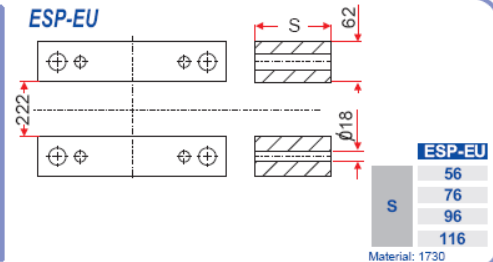
**PS**



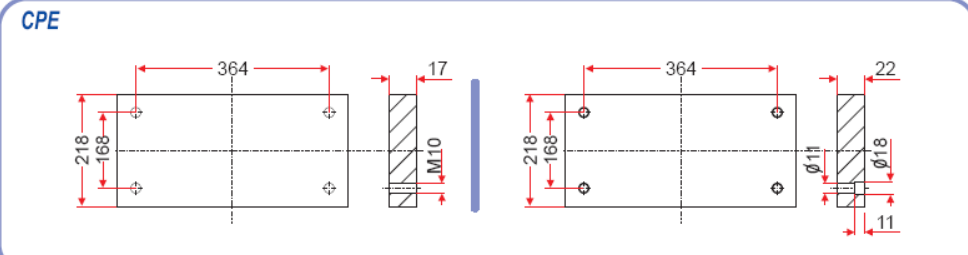
**ESP**



**ESP-EU**



**CPE**



# 346.446



**BR 03** *BR03/d<sub>1</sub>xm x L*

		L											
d <sub>1</sub>	m	45	55	65	75	85	95	105	115	125	135	155	205
30	27	*	*				*						
	36		*	*		*	*		*				
	46	*			*	*	*		*				
	56	*	*	*	*	*	*		*	*	*	*	*
32	66	*	*	*	*	*	*		*	*	*	*	*
	76	*	*	*	*	*	*		*	*	*	*	*
	96	*	*	*	*	*	*		*	*	*	*	*
	116			*			*		*		*	*	*
	136					*		*		*	*	*	*
	156							*		*	*	*	*

**BR 00** *BR00/d<sub>1</sub>xm x L*

		L											
d <sub>1</sub>	m	45	55	65	75	85	95	105	115	135	155	205	
30	27	*	*				*						
	36	*	*	*		*	*		*				
	46	*	*	*	*	*	*		*				
	56	*	*	*	*	*	*		*	*	*	*	
32	66	*	*	*	*	*	*		*	*	*	*	
	76	*	*	*	*	*	*		*	*	*	*	
	96	*	*	*	*	*	*		*	*	*	*	
	116			*			*		*		*	*	
	136					*		*		*	*	*	
	156							*		*	*	*	

**BR 11** *BR11/d<sub>1</sub>xL*

d <sub>1</sub>	30/32										
L	27	36	46	56	66	76	96	116	136	156	176
									≥116	≥116	≥116

**BR 10** *BR10/d<sub>1</sub>xL*

d <sub>1</sub>	30/32										
L	27	36	46	56	66	76	96	116	136	156	176
									≥116	≥116	≥116

**BR 20** *BR20/42xL*

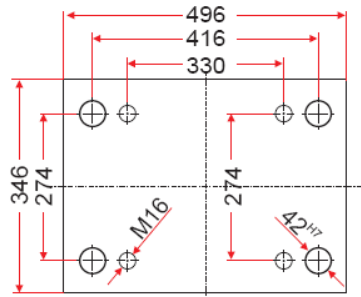
42								
L	80	100	120	140	160	180	200	220

**TPS**

D
18
28

**TP551**

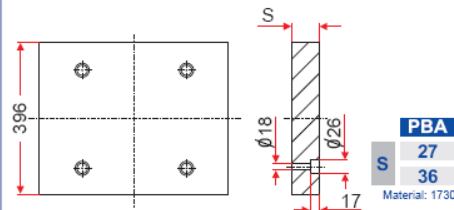
d1	d2	h1	h2
16	8.2	3	11
25	8.2	3	11



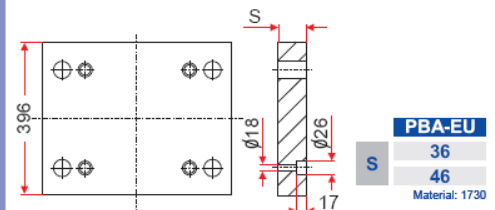
# 346.496



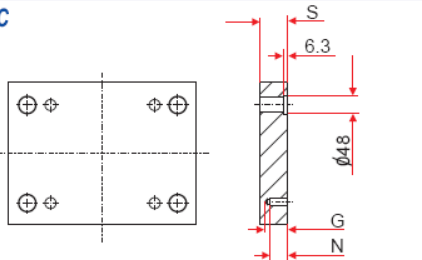
**PBA**



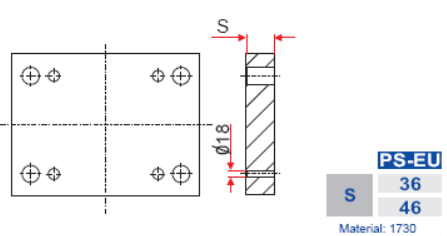
**PBA-EU**



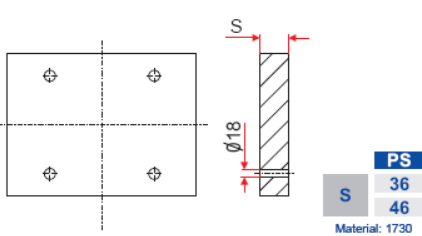
**PC**



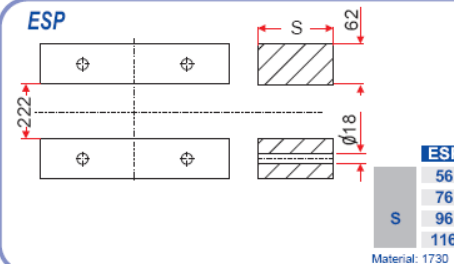
**PS-EU**



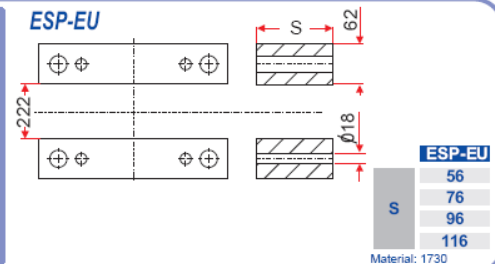
**PS**



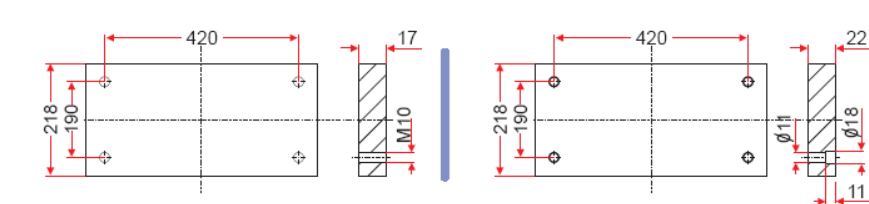
**ESP**



**ESP-EU**



**CPE**



# 346.496



**BR 03** *BR03/d,xm x L*

		L											
d <sub>i</sub>	m	45	55	65	75	85	95	105	115	125	135	155	205
30 32	27	*	*					*					
	36	*	*	*	*	*	*	*	*				
	46	*			*	*	*	*	*	*			
	56	*	*	*	*	*	*	*	*	*	*	*	*
	66	*	*	*	*	*	*	*	*	*	*	*	*
	76	*	*	*	*	*	*	*	*	*	*	*	*
	96	*	*	*	*	*	*	*	*	*	*	*	*
	116			*				*		*		*	*
	136							*		*		*	*
	156								*		*	*	*

**BR 00** *BR00/d,xm x L*

		L											
d <sub>i</sub>	m	45	55	65	75	85	95	105	115	135	155	205	
30 32	27	*	*					*					
	36	*	*	*	*	*	*	*	*	*			
	46	*	*	*	*	*	*	*	*	*			
	56	*	*	*	*	*	*	*	*	*	*	*	
	66	*	*	*	*	*	*	*	*	*	*	*	
	76	*	*	*	*	*	*	*	*	*	*	*	
	96	*	*	*	*	*	*	*	*	*	*	*	
	116			*				*		*		*	*
	136							*		*		*	*
	156								*		*	*	*

**BR 11** *BR11/d,x L*

d <sub>i</sub>	30/32										
L	27	36	46	56	66	76	96	116	136	156	176
									≥ 116	≥ 116	≥ 116

**BR 10** *BR10/d,x L*

d <sub>i</sub>	30/32										
L	27	36	46	56	66	76	96	116	136	156	176
									≥ 116	≥ 116	≥ 116

**BR 20** *BR20/42 x L*

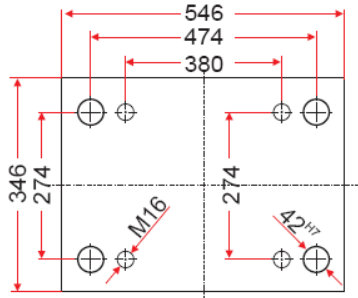
		42						
L	80	100	120	140	160	180	200	220

**TPS**

D
18
28

**TP551**

d1	d2	h1	h2
16	8.2	3	11
25	8.2	3	11



# 346.546



**PBA**

PBA	
S	36
S	46

Material: 1730

**PBA-EU**

PBA-EU	
S	36
S	46

Material: 1730



**PC**

Material			
	1.1730	1.2311	1.2738
S	36 *	46 *	56 *
S	66 *	76 *	96 *
S	116 *	136 *	136 *

G	S=36	S>36
G	34.5	36
N	24.5	26



**PS**

PS	
S	36
S	46

Material: 1730

**PS-EU**

PS-EU	
S	36
S	46

Material: 1730



**ESP**

ESP	
S	56
S	76
S	96
S	116

Material: 1730

**ESP-EU**

ESP-EU	
S	56
S	76
S	96
S	116

Material: 1730



**CPE**

# 346.546



**BR 03** *BR03/d,xm x L*

		L											
d <sub>1</sub>	m	45	55	65	75	85	95	105	115	125	135	155	205
30 — 32	27	*		*				*					
	36	*	*	*	*	*	*	*	*				
	46	*				*		*		*			
	56	*	*	*	*	*	*	*	*	*	*	*	*
	66	*	*	*	*	*	*	*	*	*	*	*	*
	76	*	*	*	*	*	*	*	*	*	*	*	*
	96	*	*	*	*	*	*	*	*	*	*	*	*
	116			*				*			*		*
	136						*		*		*		*
	156							*		*		*	*

**BR 00** *BR00/d,xm x L*

		L										
d <sub>1</sub>	m	45	55	65	75	85	95	105	115	135	155	205
30 — 32	27	*		*				*				
	36	*	*	*	*	*	*	*	*	*		
	46	*	*	*	*	*	*	*	*	*		
	56	*	*	*	*	*	*	*	*	*	*	*
	66	*	*	*	*	*	*	*	*	*	*	*
	76	*	*	*	*	*	*	*	*	*	*	*
	96	*	*	*	*	*	*	*	*	*	*	*
	116			*				*		*		*
	136						*		*		*	*
	156							*		*	*	*

**BR 11** *BR11/d,x L*

d <sub>1</sub>	30/32										
L	27	36	46	56	66	76	96	116	136	156	176
									≥ 116	≥ 116	≥ 116

**BR 10** *BR10/d,x L*

d <sub>1</sub>	30/32										
L	27	36	46	56	66	76	96	116	136	156	176
									≥ 116	≥ 116	≥ 116

**BR 20** *BR20/42 x L*

		42							
L		80	100	120	140	160	180	200	220

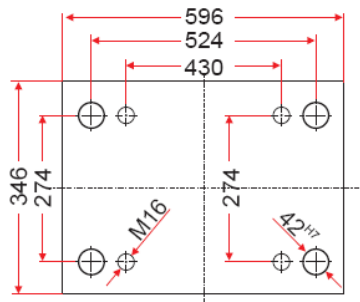
**TPS**

D
18
28

**TP551**

d1	d2	h1	h2
16	8.2	3	11
25	8.2	3	11

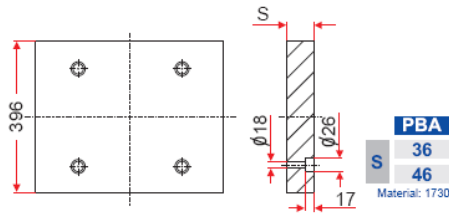




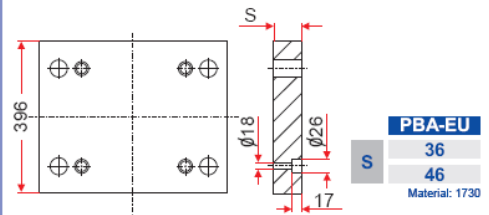
# 346.596



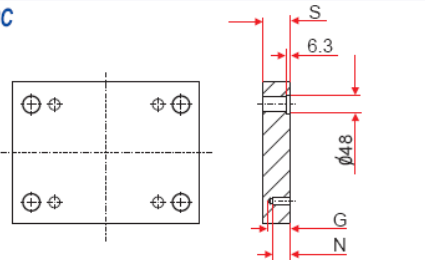
**PBA**



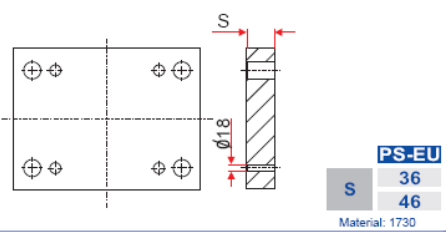
**PBA-EU**



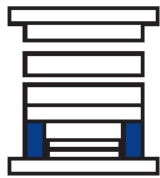
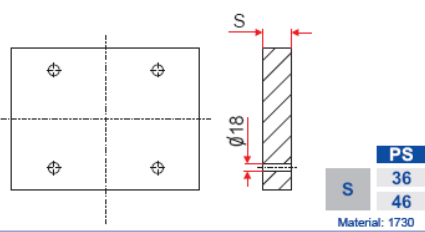
**PC**



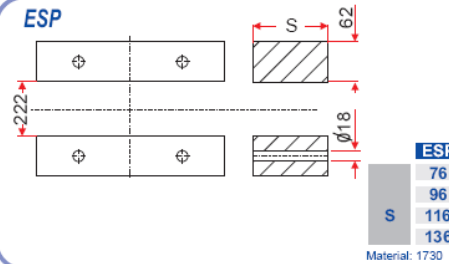
**PS-EU**



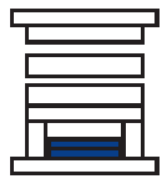
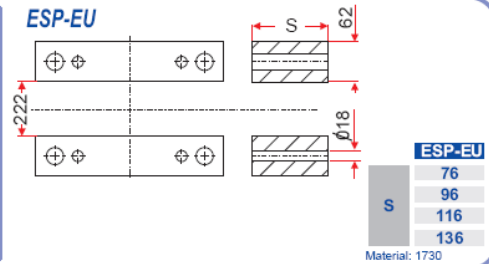
**PS**



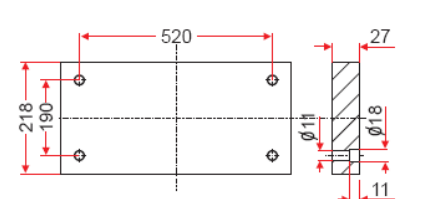
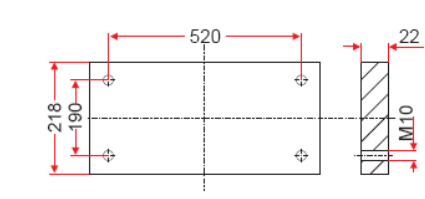
**ESP**



**ESP-EU**



**CPE**



# 346.596



**BR 03** *BR03/d<sub>1</sub>xm x L*

		L											
d <sub>1</sub>	m	45	55	65	75	85	95	105	115	125	135	155	205
30	27	*	*					*					
	36	*	*	*	*	*	*	*	*				
	46	*				*	*	*	*	*			
	56	*	*	*	*	*	*	*	*	*	*	*	*
32	66	*	*	*	*	*	*	*	*	*	*	*	*
	76	*	*	*	*	*	*	*	*	*	*	*	*
	96	*	*	*	*	*	*	*	*	*	*	*	*
	116			*				*	*	*	*	*	*
	136							*	*	*	*	*	*
156								*	*	*	*	*	

**BR 00** *BR00/d<sub>1</sub>xm x L*

		L											
d <sub>1</sub>	m	45	55	65	75	85	95	105	115	135	155	205	
30	27	*	*					*					
	36	*	*	*	*	*	*	*	*				
	46	*	*	*	*	*	*	*	*	*			
	56	*	*	*	*	*	*	*	*	*	*	*	
32	66	*	*	*	*	*	*	*	*	*	*	*	
	76	*	*	*	*	*	*	*	*	*	*	*	
	96	*	*	*	*	*	*	*	*	*	*	*	
	116			*				*	*	*	*	*	
	136							*	*	*	*	*	
156								*	*	*	*		

**BR 11** *BR11/d<sub>1</sub>xL*

		30/32											
d <sub>1</sub>	L	27	36	46	56	66	76	96	116	136	156	176	
										≥116	≥116	≥116	

**BR 10** *BR10/d<sub>1</sub>xL*

		30/32											
d <sub>1</sub>	L	27	36	46	56	66	76	96	116	136	156	176	
										≥116	≥116	≥116	

**BR 20** *BR20/42xL*

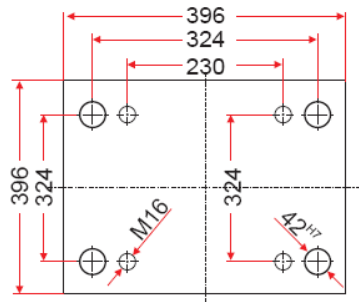
		42							
L		80	100	120	140	160	180	200	220

**TPS**

D
18
28

**TP551**

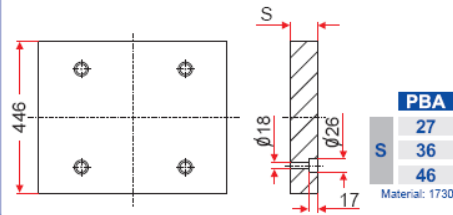
d1	d2	h1	h2
16	8.2	3	11
25	8.2	3	11



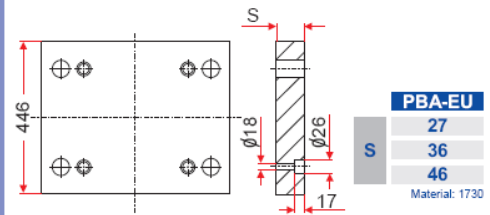
# 396.396



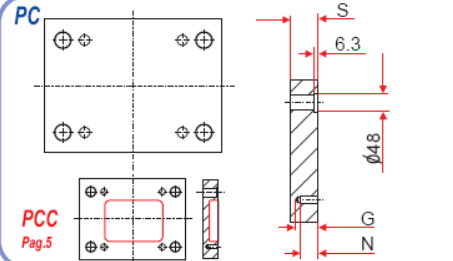
**PBA**



**PBA-EU**

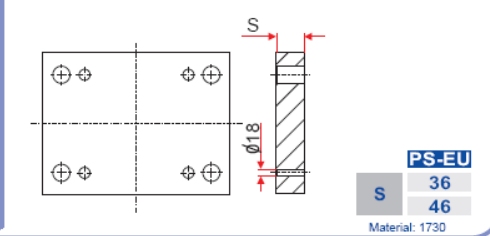


**PC**

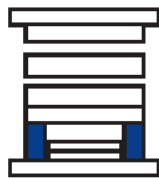
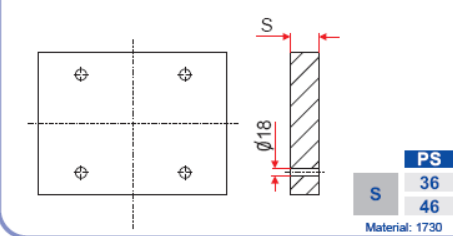


**PCC**  
Pag.5

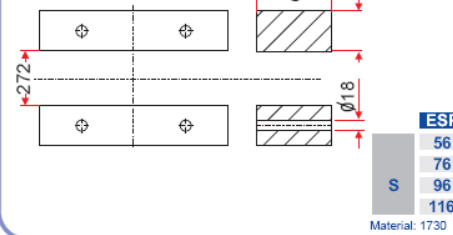
**PS-EU**



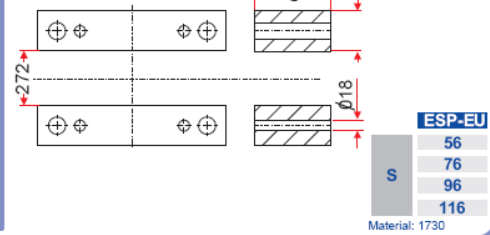
**PS**



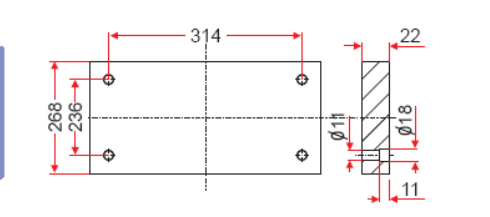
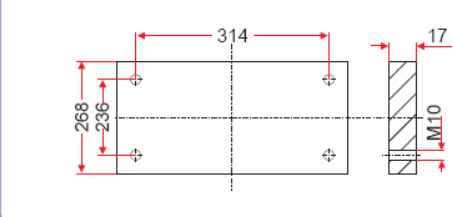
**ESP**



**ESP-EU**



**CPE**



# 396.396



**BR 03** *BR03/d,xm x L*

		L											
d <sub>1</sub>	m	45	55	65	75	85	95	105	115	125	135	155	205
30	27	*	*				*						
	36	*	*	*	*	*	*	*					
	46	*				*	*	*	*				
	56	*	*	*	*	*	*	*	*	*		*	*
	66	*	*	*	*	*	*	*	*	*	*	*	*
	76	*	*	*	*	*	*	*	*	*	*	*	*
	96	*	*	*	*	*	*	*	*	*	*	*	*
	116			*				*		*		*	*
	136							*		*		*	*
	156									*		*	*

**BR 00** *BR00/d,xm x L*

		L											
d <sub>1</sub>	m	45	55	65	75	85	95	105	115	135	155	205	
30	27	*	*				*						
	36	*	*	*	*	*	*	*	*				
	46	*	*	*	*	*	*	*	*	*			
	56	*	*	*	*	*	*	*	*	*	*	*	
	66	*	*	*	*	*	*	*	*	*	*	*	
	76	*	*	*	*	*	*	*	*	*	*	*	
	96	*	*	*	*	*	*	*	*	*	*	*	
	116			*				*		*		*	*
	136							*		*		*	*
	156									*		*	*

**BR 11** *BR11/d,x L*

d <sub>1</sub>	30/32											
L	27	36	46	56	66	76	96	116	136	156	176	
									≥ 116	≥ 116	≥ 116	

**BR 10** *BR10/d,x L*

d <sub>1</sub>	30/32											
L	27	36	46	56	66	76	96	116	136	156	176	
									≥ 116	≥ 116	≥ 116	

**BR 20** *BR20/42 x L*

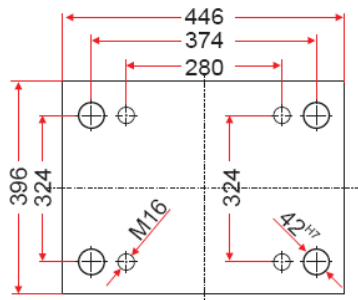
		42							
L		80	100	120	140	160	180	200	220

**TPS**

D
18
28

**TP551**

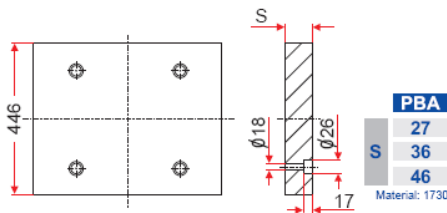
d1	d2	h1	h2
16	8.2	3	11
25	8.2	3	11



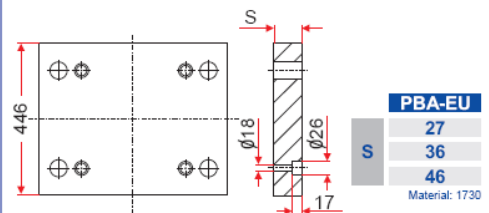
# 396.446



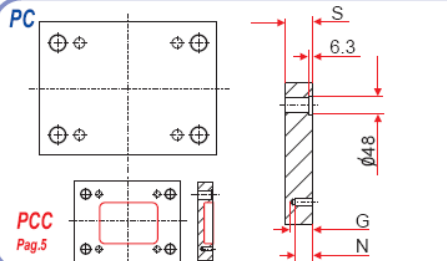
**PBA**



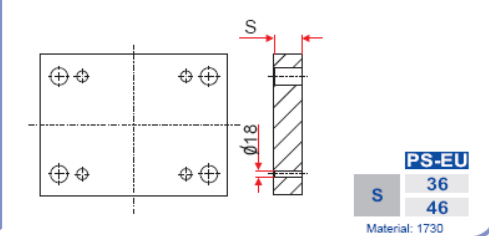
**PBA-EU**



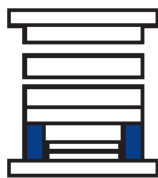
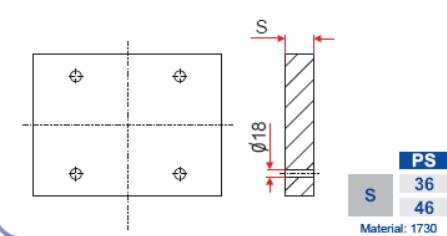
**PC**



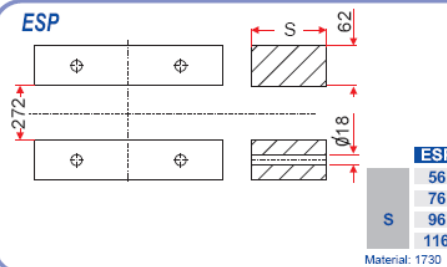
**PS-EU**



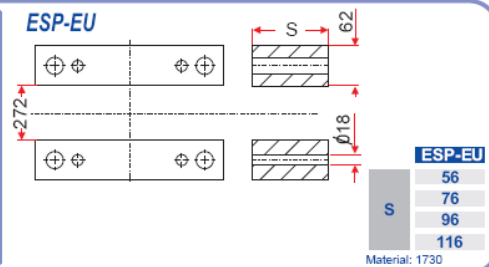
**PS**



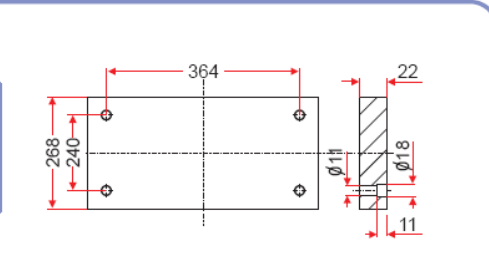
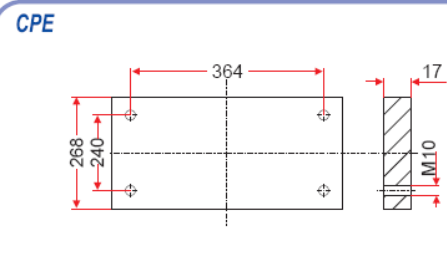
**ESP**



**ESP-EU**



**CPE**



# 396.446



**BR 03** *BR03/d<sub>1</sub>xm x L*

		L											
d <sub>1</sub>	m	45	55	65	75	85	95	105	115	125	135	155	205
30	27	*	*				*						
	36	*	*	*	*	*	*	*	*				
32	46	*			*	*	*	*	*	*			
	56	*	*	*	*	*	*	*	*	*	*	*	*
	66	*	*	*	*	*	*	*	*	*	*	*	*
	76	*	*	*	*	*	*	*	*	*	*	*	*
	96	*	*	*	*	*	*	*	*	*	*	*	*
	116		*					*			*	*	*
	136						*		*		*	*	*
	156							*		*	*	*	*

**BR 00** *BR00/d<sub>1</sub>xm x L*

		L										
d <sub>1</sub>	m	45	55	65	75	85	95	105	115	135	155	205
30	27	*	*				*					
	36	*	*	*	*	*	*	*	*			
32	46	*	*	*	*	*	*	*	*	*		
	56	*	*	*	*	*	*	*	*	*	*	*
	66	*	*	*	*	*	*	*	*	*	*	*
	76	*	*	*	*	*	*	*	*	*	*	*
	96	*	*	*	*	*	*	*	*	*	*	*
	116		*					*		*	*	*
	136						*		*	*	*	*
	156							*		*	*	*

**BR 11** *BR11/d<sub>1</sub>x L*

d <sub>1</sub>	30/32										
L	27	36	46	56	66	76	96	116	136	156	176
									≥ 116	≥ 116	≥ 116

**BR 10** *BR10/d<sub>1</sub>x L*

d <sub>1</sub>	30/32										
L	27	36	46	56	66	76	96	116	136	156	176
									≥ 116	≥ 116	≥ 116

**BR 20** *BR20/42x L*

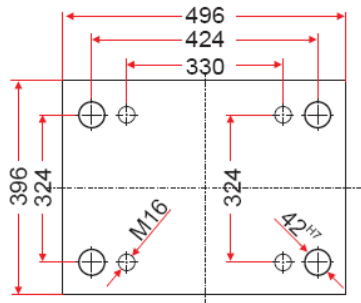
		42							
L		80	100	120	140	160	180	200	220

**TPS**

D
18
28

**TP551**

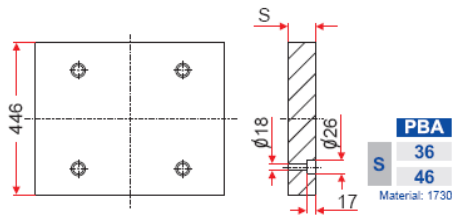
d1	d2	h1	h2
16	8.2	3	11
25	8.2	3	11



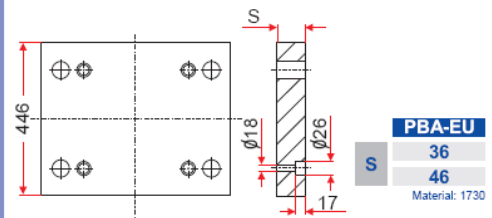
# 396.496



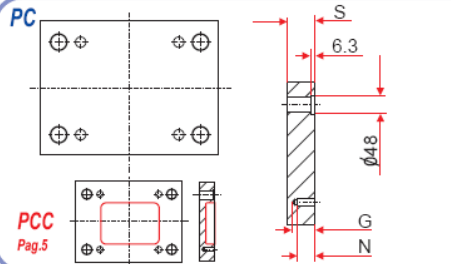
**PBA**



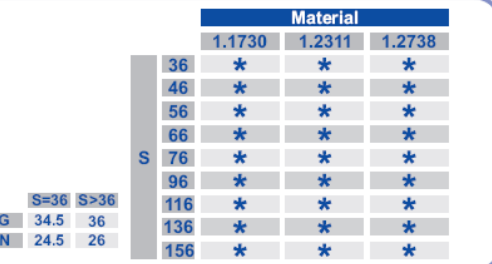
**PBA-EU**



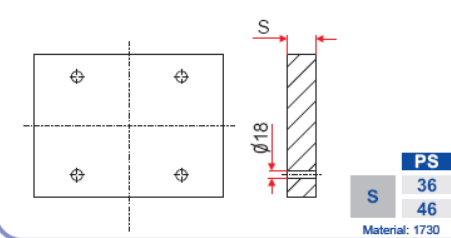
**PC**



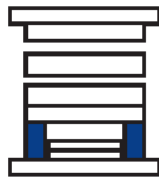
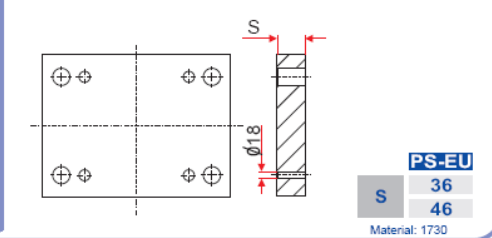
**PC-EU**



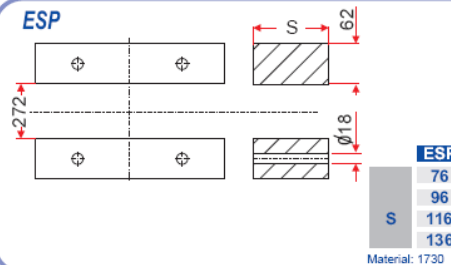
**PS**



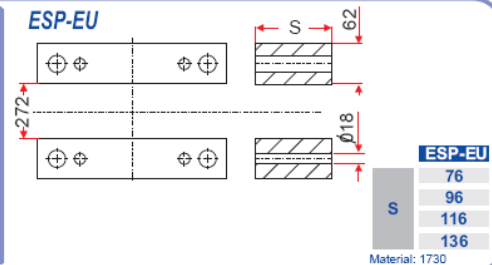
**PS-EU**



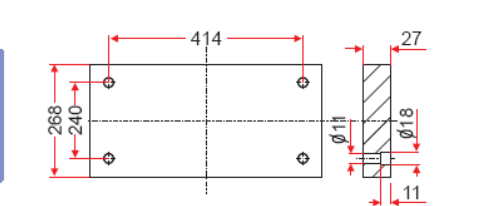
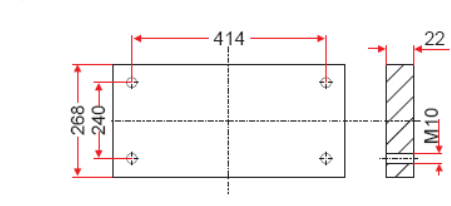
**ESP**



**ESP-EU**



**CPE**



# 396.496



**BR 03** *BR03/d<sub>1</sub>xm x L*

		L											
d <sub>1</sub>	m	45	55	65	75	85	95	105	115	125	135	155	205
30	27	*	*					*					
	36		*	*	*	*	*	*	*				
	46	*				*	*	*	*	*			
	56		*	*	*	*	*	*	*	*	*	*	*
	66		*	*	*	*	*	*	*	*	*	*	*
32	76	*	*	*	*	*	*	*	*	*	*	*	*
	96	*	*	*	*	*	*	*	*	*	*	*	*
	116			*	*	*	*	*	*	*	*	*	*
	136					*	*	*	*	*	*	*	*
	156							*	*	*	*	*	*

**BR 00** *BR00/d<sub>1</sub>xm x L*

		L										
d <sub>1</sub>	m	45	55	65	75	85	95	105	115	135	155	205
30	27	*	*					*				
	36		*	*	*	*	*	*	*	*		
	46	*	*	*	*	*	*	*	*	*		
	56		*	*	*	*	*	*	*	*	*	*
	66		*	*	*	*	*	*	*	*	*	*
32	76	*	*	*	*	*	*	*	*	*	*	*
	96	*	*	*	*	*	*	*	*	*	*	*
	116			*	*	*	*	*	*	*	*	*
	136					*	*	*	*	*	*	*
	156							*	*	*	*	*

**BR 11** *BR11/d<sub>1</sub>xL*

d <sub>1</sub>	30/32										
L	27	36	46	56	66	76	96	116	136	156	176
									≥ 116	≥ 116	≥ 116

**BR 10** *BR10/d<sub>1</sub>xL*

d <sub>1</sub>	30/32										
L	27	36	46	56	66	76	96	116	136	156	176
									≥ 116	≥ 116	≥ 116

**BR 20** *BR20/42xL*

		42							
L	80	100	120	140	160	180	200	220	

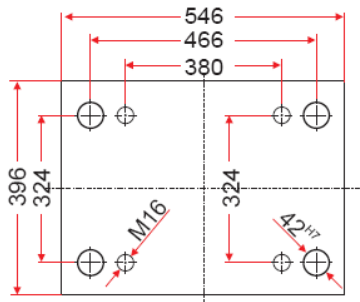
**TPS**

D
18
28

**TP551**

d1	d2	h1	h2
16	8.2	3	11
25	8.2	3	11

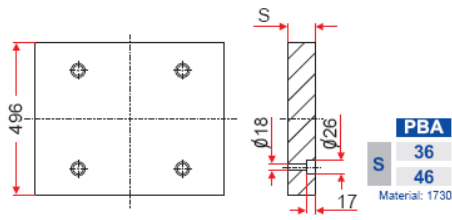




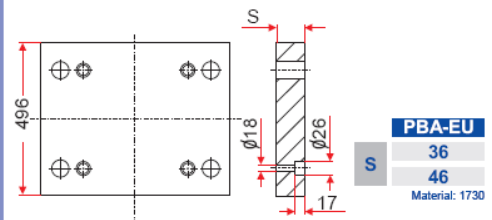
# 396.546



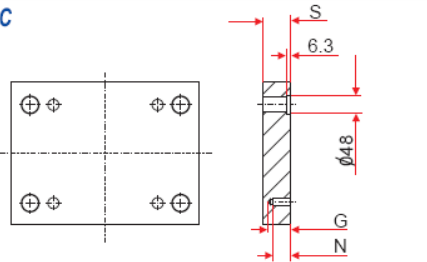
**PBA**



**PBA-EU**



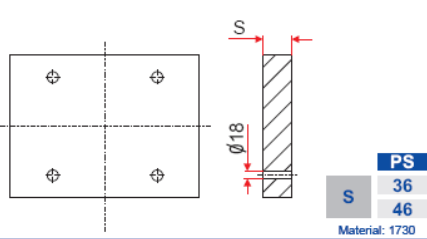
**PC**



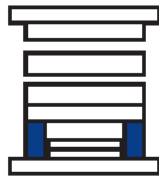
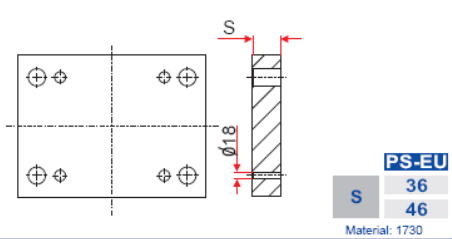
		Material		
		1.1730	1.2311	1.2738
S	36	*	*	*
	46	*	*	*
	56	*	*	*
	66	*	*	*
	76	*	*	*
	96	*	*	*
G	34.5			
	36			
N	24.5			
	26			
	116	*	*	*
	136	*	*	*
	156	*	*	*



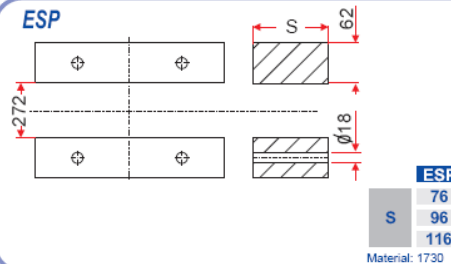
**PS**



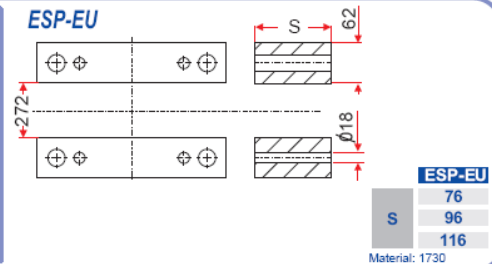
**PS-EU**



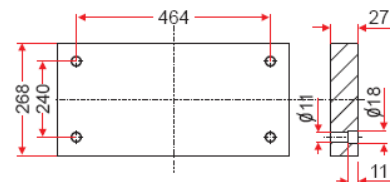
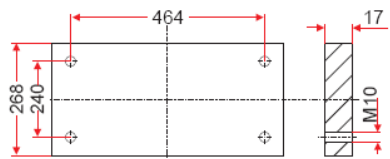
**ESP**



**ESP-EU**



**CPE**



# 396.546



**BR 03** *BR03/d<sub>1</sub>xm x L*

		L											
d <sub>1</sub>	m	45	55	65	75	85	95	105	115	125	135	155	205
30	27	*	*				*						
	36	*		*			*	*					
32	46	*			*		*		*				
	56	*	*	*	*		*	*	*	*		*	*
	66	*	*	*	*		*	*	*	*	*	*	*
	76	*	*	*	*		*	*	*	*	*	*	*
	96	*	*	*	*		*	*	*	*	*	*	*
	116			*	*		*	*	*	*	*	*	*
	136						*	*	*	*	*	*	*
	156								*	*	*	*	*

**BR 00** *BR00/d<sub>1</sub>xm x L*

		L										
d <sub>1</sub>	m	45	55	65	75	85	95	105	115	135	155	205
30	27	*	*				*					
	36	*	*	*	*		*	*	*			
32	46	*	*	*	*		*	*	*			
	56	*	*	*	*		*	*	*	*	*	*
	66	*	*	*	*		*	*	*	*	*	*
	76	*	*	*	*		*	*	*	*	*	*
	96	*	*	*	*		*	*	*	*	*	*
	116			*	*		*	*	*	*	*	*
	136						*	*	*	*	*	*
	156								*	*	*	*

**BR 11** *BR11/d<sub>1</sub>xL*

d <sub>1</sub>	30/32										
L	27	36	46	56	66	76	96	116	136	156	176
									≥ 116	≥ 116	≥ 116

**BR 10** *BR10/d<sub>1</sub>xL*

d <sub>1</sub>	30/32										
L	27	36	46	56	66	76	96	116	136	156	176
									≥ 116	≥ 116	≥ 116

**BR 20** *BR20/42xL*

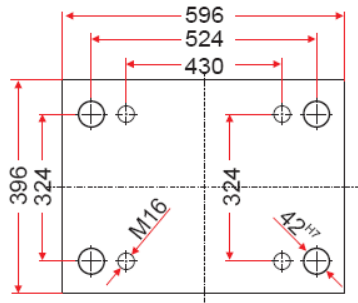
		42							
L		80	100	120	140	160	180	200	220

**TPS**

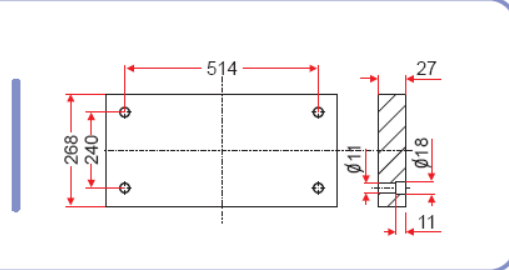
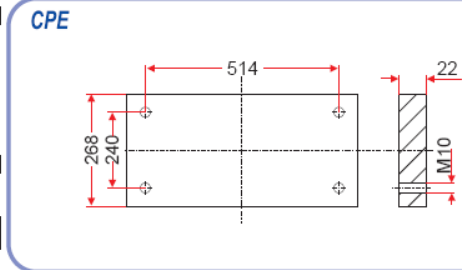
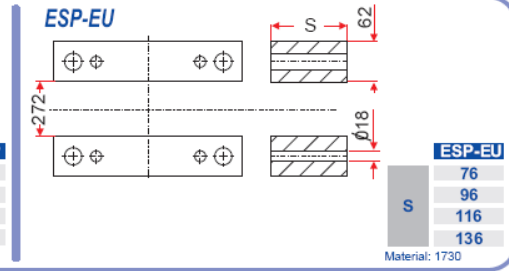
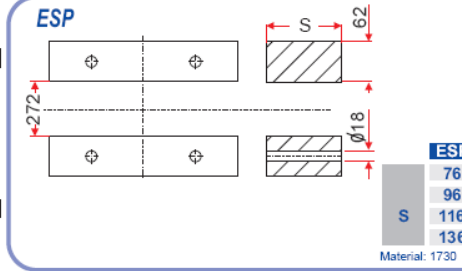
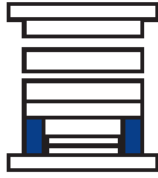
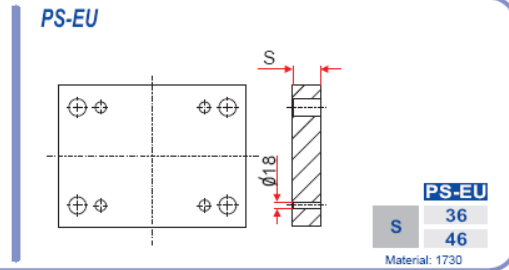
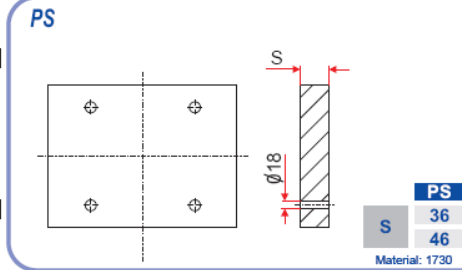
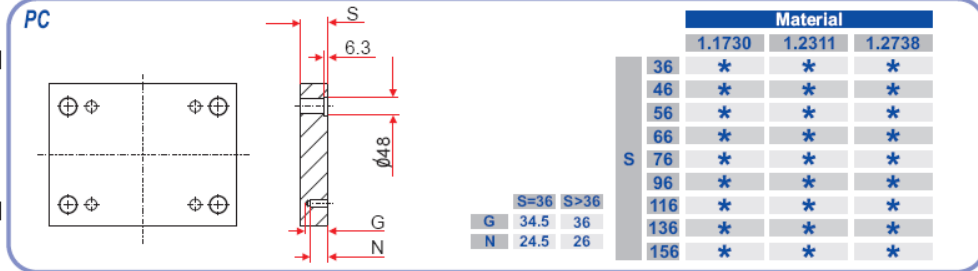
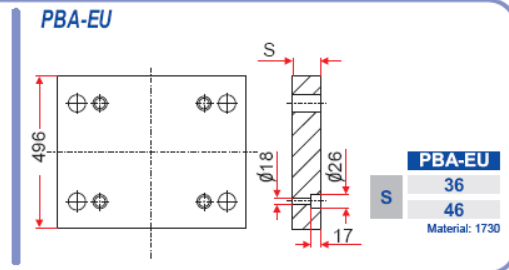
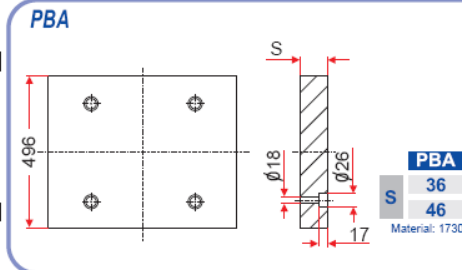
D
18
28

**TP551**

d1	d2	h1	h2
16	8.2	3	11
25	8.2	3	11



# 396.596



# 396.596



**BR 03** *BR03/d,xm x L*

		L											
d <sub>i</sub>	m	45	55	65	75	85	95	105	115	125	135	155	205
30	27	*	*					*					
	36	*	*	*			*	*					
32	46	*			*		*		*		*		
	56	*	*	*	*		*	*	*	*	*	*	*
	66	*	*	*	*		*	*	*	*	*	*	*
	76	*	*	*	*		*	*	*	*	*	*	*
	96	*	*	*	*		*	*	*	*	*	*	*
	116			*				*	*		*	*	*
	136							*	*		*	*	*
	156								*		*	*	*

**BR 00** *BR00/d,xm x L*

		L										
d <sub>i</sub>	m	45	55	65	75	85	95	105	115	135	155	205
30	27	*	*					*				
	36	*	*	*			*	*				
32	46	*	*	*	*		*	*				
	56	*	*	*	*		*	*	*	*	*	*
	66	*	*	*	*		*	*	*	*	*	*
	76	*	*	*	*		*	*	*	*	*	*
	96	*	*	*	*		*	*	*	*	*	*
	116			*				*	*		*	*
	136							*	*		*	*
	156								*		*	*

**BR 11** *BR11/d,x L*

d <sub>i</sub>	30/32										
L	27	36	46	56	66	76	96	116	136	156	176
									±116	±116	±116

**BR 10** *BR10/d,x L*

d <sub>i</sub>	30/32										
L	27	36	46	56	66	76	96	116	136	156	176
									±116	±116	±116

**BR 20** *BR20/42 x L*

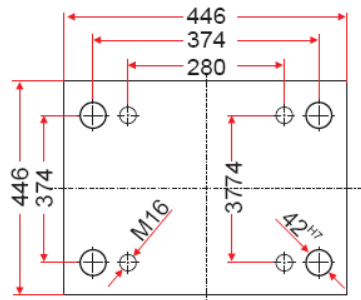
		42						
L	80	100	120	140	160	180	200	220

**TPS**

D
18
28

**TP551**

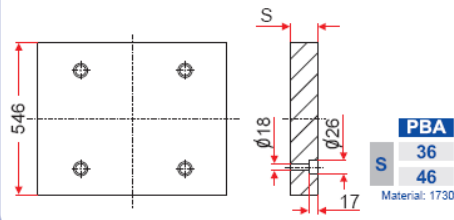
d1	d2	h1	h2
16	8.2	3	11
25	8.2	3	11



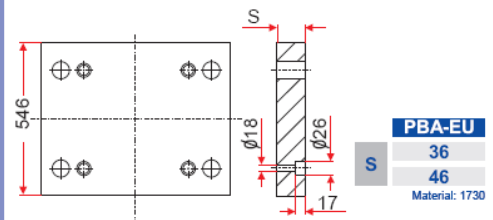
# 446.446



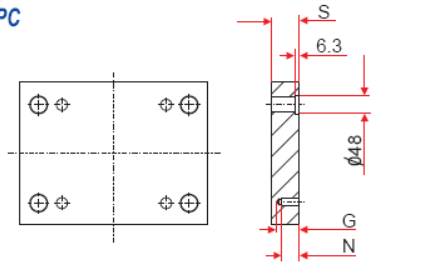
**PBA**



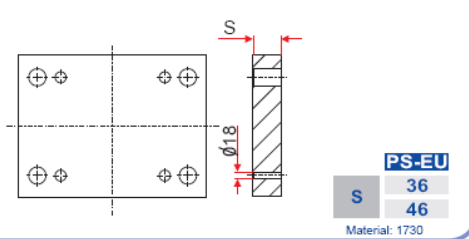
**PBA-EU**



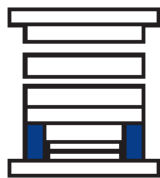
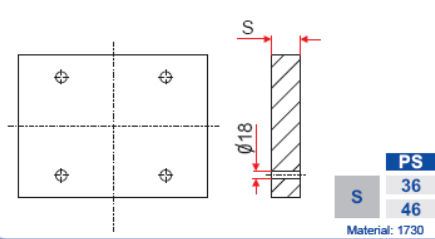
**PC**



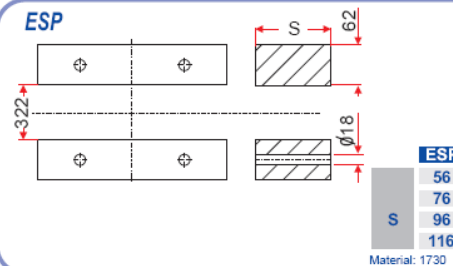
**PS-EU**



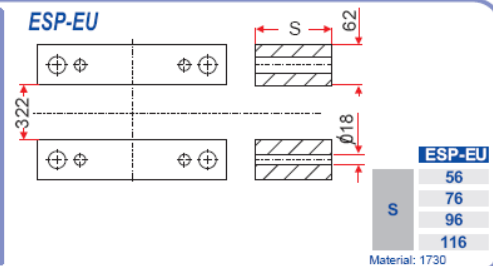
**PS**



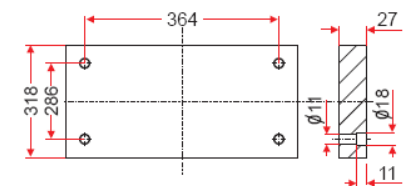
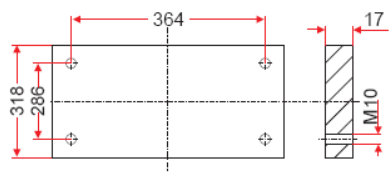
**ESP**



**ESP-EU**



**CPE**



# 446.446



**BR 03** *BR03/d<sub>1</sub>xm x L*

		L												
d <sub>1</sub>	m	45	55	65	75	85	95	105	115	125	135	155	205	
30	27	*		*				*						
	36	*	*		*	*	*							
	46	*				*	*	*		*				
	56	*	*	*	*	*	*	*	*	*	*	*	*	
32	66	*	*	*	*	*	*	*	*	*	*	*	*	
	76	*	*	*	*	*	*	*	*	*	*	*	*	
	96	*	*	*	*	*	*	*	*	*	*	*	*	
	116			*				*	*	*	*	*	*	
	136						*	*	*	*	*	*		
	156							*	*	*	*	*		

**BR 00** *BR00/d<sub>1</sub>xm x L*

		L												
d <sub>1</sub>	m	45	55	65	75	85	95	105	115	135	155	205		
30	27	*		*				*						
	36	*	*	*	*	*	*	*	*	*	*	*		
	46	*	*	*	*	*	*	*	*	*	*	*		
	56	*	*	*	*	*	*	*	*	*	*	*		
32	66	*	*	*	*	*	*	*	*	*	*	*		
	76	*	*	*	*	*	*	*	*	*	*	*		
	96	*	*	*	*	*	*	*	*	*	*	*		
	116	*	*	*	*	*	*	*	*	*	*	*		
	136						*	*	*	*	*			
	156							*	*	*	*			

**BR 11** *BR11/d<sub>1</sub>xL*

		30/32										
d <sub>1</sub>	L	27	36	46	56	66	76	96	116	136	156	176
										≥116	≥116	≥116

**BR 10** *BR10/d<sub>1</sub>xL*

		30/32										
d <sub>1</sub>	L	27	36	46	56	66	76	96	116	136	156	176
										≥116	≥116	≥116

**BR 20** *BR20/42xL*

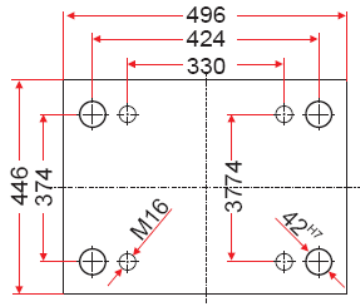
		42							
L		80	100	120	140	160	180	200	220

**TPS**

D
18
28

**TP551**

d1	d2	h1	h2
16	8.2	3	11
25	8.2	3	11



# 446.496

	<b>PBA</b> <table border="1"> <tr><th colspan="2">PBA</th></tr> <tr><td>S</td><td>36</td></tr> <tr><td></td><td>46</td></tr> </table> <p>Material: 1730</p>	PBA		S	36		46	<b>PBA-EU</b> <table border="1"> <tr><th colspan="2">PBA-EU</th></tr> <tr><td>S</td><td>36</td></tr> <tr><td></td><td>46</td></tr> </table> <p>Material: 1730</p>	PBA-EU		S	36		46																																									
	PBA																																																						
S	36																																																						
	46																																																						
PBA-EU																																																							
S	36																																																						
	46																																																						
	<b>PC</b> <table border="1"> <tr><th colspan="4">Material</th></tr> <tr><th></th><th>1.1730</th><th>1.2311</th><th>1.2738</th></tr> <tr><td>S</td><td>36</td><td>*</td><td>*</td></tr> <tr><td></td><td>46</td><td>*</td><td>*</td></tr> <tr><td></td><td>56</td><td>*</td><td>*</td></tr> <tr><td></td><td>66</td><td>*</td><td>*</td></tr> <tr><td></td><td>76</td><td>*</td><td>*</td></tr> <tr><td></td><td>96</td><td>*</td><td>*</td></tr> <tr><td></td><td>116</td><td>*</td><td>*</td></tr> <tr><td></td><td>136</td><td>*</td><td>*</td></tr> <tr><td></td><td>156</td><td>*</td><td>*</td></tr> </table> <table border="1"> <tr><td>G</td><td>S=36</td><td>S&gt;36</td></tr> <tr><td>N</td><td>34.5</td><td>36</td></tr> <tr><td></td><td>24.5</td><td>26</td></tr> </table>	Material					1.1730	1.2311	1.2738	S	36	*	*		46	*	*		56	*	*		66	*	*		76	*	*		96	*	*		116	*	*		136	*	*		156	*	*	G	S=36	S>36	N	34.5	36		24.5	26	
	Material																																																						
	1.1730	1.2311	1.2738																																																				
S	36	*	*																																																				
	46	*	*																																																				
	56	*	*																																																				
	66	*	*																																																				
	76	*	*																																																				
	96	*	*																																																				
	116	*	*																																																				
	136	*	*																																																				
	156	*	*																																																				
G	S=36	S>36																																																					
N	34.5	36																																																					
	24.5	26																																																					
	<b>PS</b> <table border="1"> <tr><th colspan="2">PS</th></tr> <tr><td>S</td><td>36</td></tr> <tr><td></td><td>46</td></tr> </table> <p>Material: 1730</p>	PS		S	36		46	<b>PS-EU</b> <table border="1"> <tr><th colspan="2">PS-EU</th></tr> <tr><td>S</td><td>36</td></tr> <tr><td></td><td>46</td></tr> </table> <p>Material: 1730</p>	PS-EU		S	36		46																																									
	PS																																																						
S	36																																																						
	46																																																						
PS-EU																																																							
S	36																																																						
	46																																																						
	<b>ESP</b> <table border="1"> <tr><th colspan="2">ESP</th></tr> <tr><td>S</td><td>76</td></tr> <tr><td></td><td>96</td></tr> <tr><td></td><td>116</td></tr> <tr><td></td><td>136</td></tr> </table> <p>Material: 1730</p>	ESP		S	76		96		116		136	<b>ESP-EU</b> <table border="1"> <tr><th colspan="2">ESP-EU</th></tr> <tr><td>S</td><td>76</td></tr> <tr><td></td><td>96</td></tr> <tr><td></td><td>116</td></tr> <tr><td></td><td>136</td></tr> </table> <p>Material: 1730</p>	ESP-EU		S	76		96		116		136																																	
	ESP																																																						
S	76																																																						
	96																																																						
	116																																																						
	136																																																						
ESP-EU																																																							
S	76																																																						
	96																																																						
	116																																																						
	136																																																						
	<b>CPE</b> 																																																						

# 446.496



**BR 03** *BR03/d,xm x L*

		L											
d <sub>i</sub>	m	45	55	65	75	85	95	105	115	125	135	155	205
30	27	*	*				*						
	36	*	*	*	*	*	*	*					
32	46	*			*		*		*		*		
	56	*	*	*	*	*	*	*	*	*	*	*	*
	66	*	*	*	*	*	*	*	*	*	*	*	*
	76	*	*	*	*	*	*	*	*	*	*	*	*
	96	*	*	*	*	*	*	*	*	*	*	*	*
	116			*			*		*		*	*	*
	136						*		*		*	*	*
	156								*		*	*	*

**BR 00** *BR00/d,xm x L*

		L										
d <sub>i</sub>	m	45	55	65	75	85	95	105	115	135	155	205
30	27	*	*				*					
	36	*	*	*	*	*	*	*	*			
32	46	*	*	*	*	*	*	*	*	*		
	56	*	*	*	*	*	*	*	*	*	*	*
	66	*	*	*	*	*	*	*	*	*	*	*
	76	*	*	*	*	*	*	*	*	*	*	*
	96	*	*	*	*	*	*	*	*	*	*	*
	116			*			*		*		*	*
	136						*		*		*	*
	156								*		*	*

**BR 11** *BR11/d,x L*

		30/32										
d <sub>i</sub>	L	27	36	46	56	66	76	96	116	136	156	176
										≥ 116	≥ 116	≥ 116

**BR 10** *BR10/d,x L*

		30/32										
d <sub>i</sub>	L	27	36	46	56	66	76	96	116	136	156	176
										≥ 116	≥ 116	≥ 116

**BR 20** *BR20/42 x L*

		42							
L		80	100	120	140	160	180	200	220

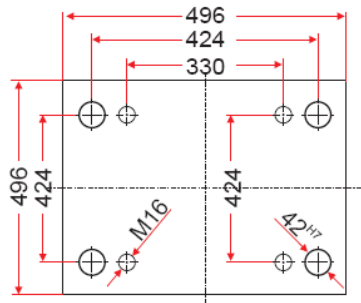
**TPS**

D
18
28

**TP551**

d1	d2	h1	h2
16	8.2	3	11
25	8.2	3	11

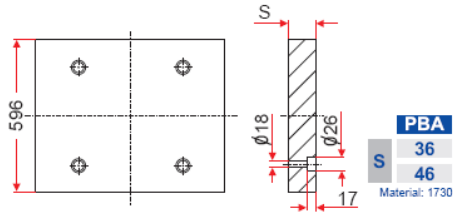




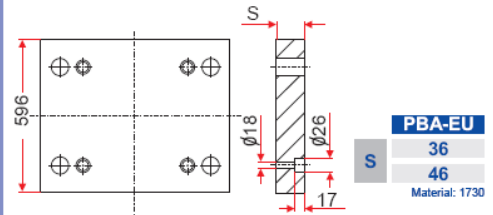
# 496.496



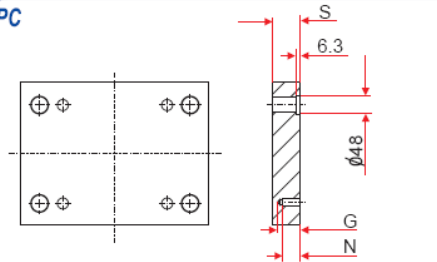
**PBA**



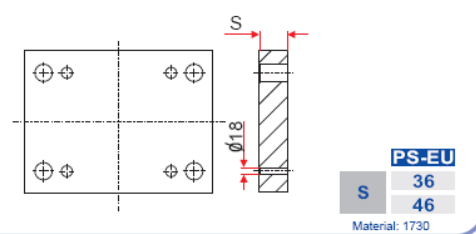
**PBA-EU**



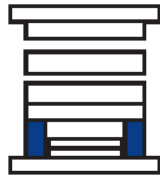
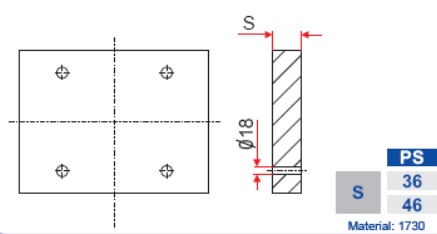
**PC**



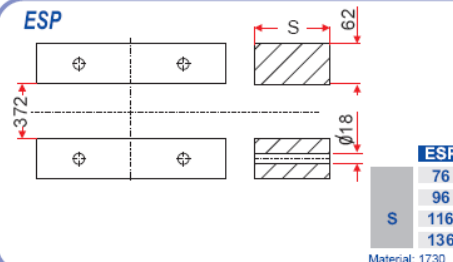
**PS-EU**



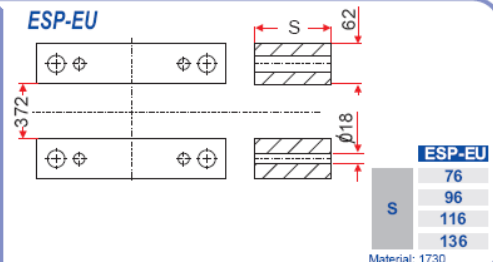
**PS**



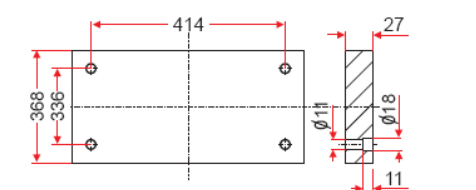
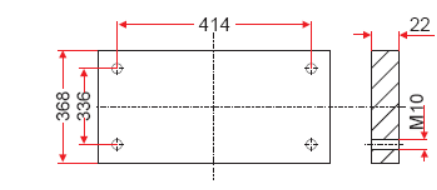
**ESP**



**ESP-EU**



**CPE**



# 496.496



**BR 03** *BR03/d,xm x L*

		L											
d <sub>1</sub>	m	45	55	65	75	85	95	105	115	125	135	155	205
30	27	*	*				*						
	36	*		*	*	*	*	*					
	46	*			*	*	*	*	*				
	56	*	*	*	*	*	*	*	*	*		*	*
32	66	*	*	*	*	*	*	*	*	*	*	*	*
	76	*	*	*	*	*	*	*	*	*	*	*	*
	96	*	*	*	*	*	*	*	*	*	*	*	*
	116			*	*	*	*	*	*	*	*	*	*
	136					*	*	*	*	*	*	*	*
	156						*	*	*	*	*	*	*

**BR 00** *BR00/d,xm x L*

		L										
d <sub>1</sub>	m	45	55	65	75	85	95	105	115	135	155	205
30	27	*	*				*					
	36	*	*	*	*	*	*	*	*			
	46	*	*	*	*	*	*	*	*	*		
	56	*	*	*	*	*	*	*	*	*	*	*
32	66	*	*	*	*	*	*	*	*	*	*	*
	76	*	*	*	*	*	*	*	*	*	*	*
	96	*	*	*	*	*	*	*	*	*	*	*
	116			*	*	*	*	*	*	*	*	*
	136					*	*	*	*	*	*	*
	156						*	*	*	*	*	*

**BR 11** *BR11/d<sub>1</sub> x L*

d <sub>1</sub>	30/32										
L	27	36	46	56	66	76	96	116	136	156	176
									≥ 116	≥ 116	≥ 116

**BR 10** *BR10/d<sub>1</sub> x L*

d <sub>1</sub>	30/32										
L	27	36	46	56	66	76	96	116	136	156	176
									≥ 116	≥ 116	≥ 116

**BR 20** *BR20/42 x L*

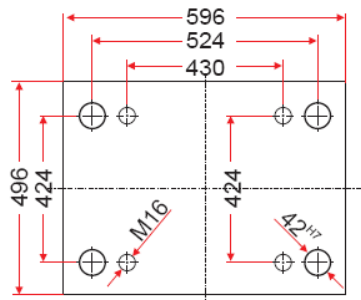
		42							
L	80	100	120	140	160	180	200	220	

**TPS**

D
18
28

**TP551**

d <sub>1</sub>	d <sub>2</sub>	h <sub>1</sub>	h <sub>2</sub>
16	8.2	3	11
25	8.2	3	11



# 496.596

**PBA**

PBA	
S	36
	46

Material: 1730

**PBA-EU**

PBA-EU	
S	36
	46

Material: 1730

**PC**

Material			
	1.1730	1.2311	1.2738
S	36	*	*
	46	*	*
	56	*	*
	66	*	*
	76	*	*
	96	*	*
	116	*	*
G	34.5	36	
N	24.5	26	
	156	*	*

**PS**

PS	
S	36
	46

Material: 1730

**PS-EU**

PS-EU	
S	36
	46

Material: 1730

**ESP**

ESP	
S	76
	96
	116
	136

Material: 1730

**ESP-EU**

ESP-EU	
S	76
	96
	116
	136

Material: 1730

**CPE**

# 496.596



**BR 03** *BR03/d<sub>1</sub>mxL*

		L											
d <sub>1</sub>	m	45	55	65	75	85	95	105	115	125	135	155	205
30	27	*	*					*					
	36	*	*	*	*	*	*	*					
	46	*				*	*	*	*				
	56	*	*	*	*	*	*	*	*	*			*
	66	*	*	*	*	*	*	*	*	*	*		*
32	76	*	*	*	*	*	*	*	*	*		*	*
	96	*	*	*	*	*	*	*	*	*	*	*	*
	116			*				*	*	*	*	*	*
	136						*	*	*	*	*	*	*
	156							*	*	*	*	*	*

**BR 00** *BR00/d<sub>1</sub>mxL*

		L										
d <sub>1</sub>	m	45	55	65	75	85	95	105	115	135	155	205
30	27	*	*					*				
	36	*	*	*	*	*	*	*	*			
	46	*	*	*	*	*	*	*	*			
	56	*	*	*	*	*	*	*	*	*	*	*
	66	*	*	*	*	*	*	*	*	*	*	*
32	76	*	*	*	*	*	*	*	*	*	*	*
	96	*	*	*	*	*	*	*	*	*	*	*
	116			*				*	*	*	*	*
	136						*	*	*	*	*	*
	156							*	*	*	*	*

**BR 11** *BR11/d<sub>1</sub>xL*

d <sub>1</sub>	30/32										
L	27	36	46	56	66	76	96	116	136	156	176
									≥116	≥116	≥116

**BR 10** *BR10/d<sub>1</sub>xL*

d <sub>1</sub>	30/32										
L	27	36	46	56	66	76	96	116	136	156	176
									≥116	≥116	≥116

**BR 20** *BR20/42xL*

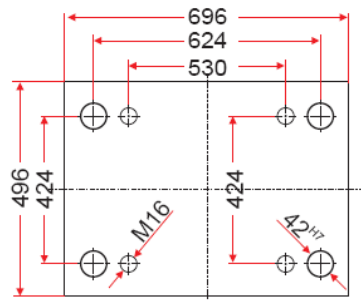
42								
L	80	100	120	140	160	180	200	220

**TPS**

D
18
28

**TP551**

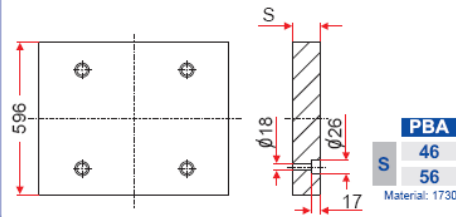
d1	d2	h1	h2
16	8.2	3	11
25	8.2	3	11



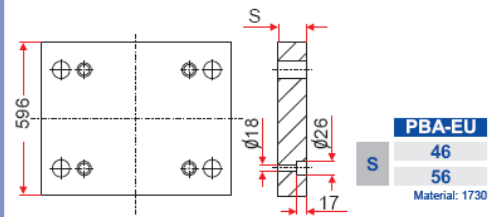
# 496.696



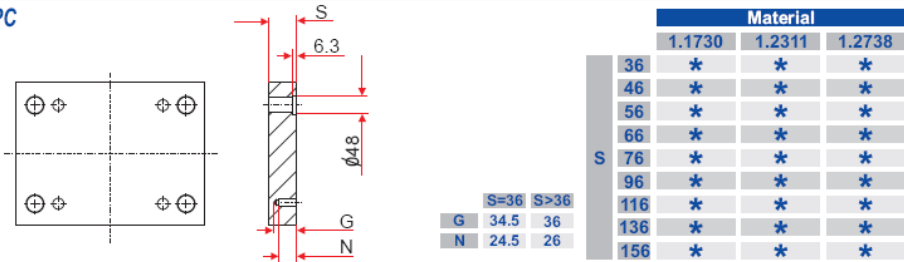
**PBA**



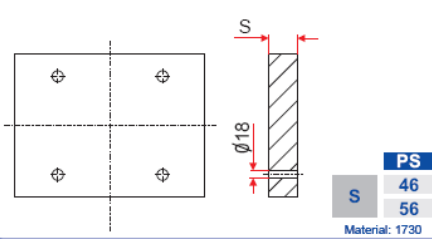
**PBA-EU**



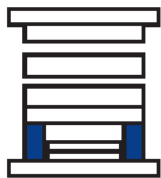
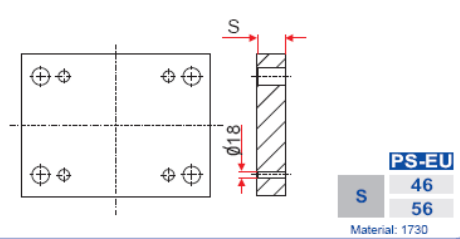
**PC**



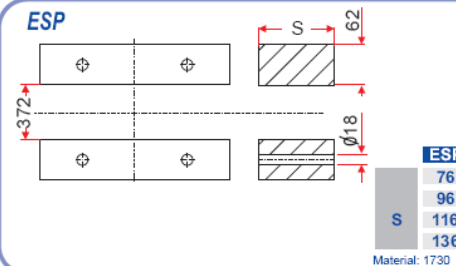
**PS**



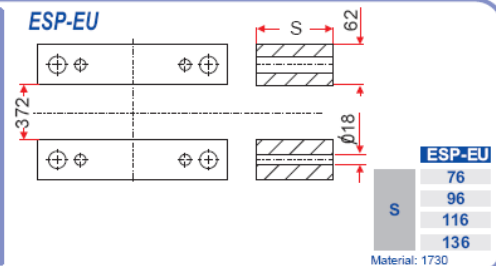
**PS-EU**



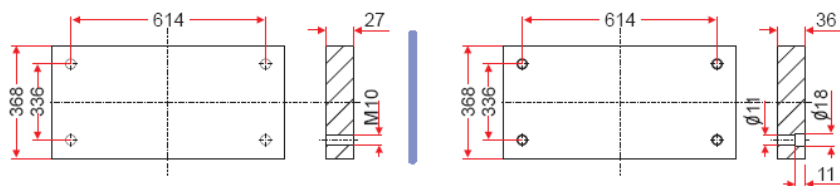
**ESP**



**ESP-EU**



**CPE**



# 496.696



**BR 03** *BR03/d,xm x L*

		L											
d <sub>1</sub>	m	45	55	65	75	85	95	105	115	125	135	155	205
30 32	27	*	*					*					
	36	*	*	*	*	*	*	*	*				
	46	*				*	*	*	*	*			
	56	*	*	*	*	*	*	*	*	*	*	*	*
	66	*	*	*	*	*	*	*	*	*	*	*	*
	76	*	*	*	*	*	*	*	*	*	*	*	*
	96	*	*	*	*	*	*	*	*	*	*	*	*
	116			*				*	*	*	*	*	*
	136						*	*	*	*	*	*	*
	156							*	*	*	*	*	*

**BR 00** *BR00/d,xm x L*

		L										
d <sub>1</sub>	m	45	55	65	75	85	95	105	115	135	155	205
30 32	27	*	*					*				
	36	*	*	*	*	*	*	*	*			
	46	*	*	*	*	*	*	*	*	*		
	56	*	*	*	*	*	*	*	*	*	*	*
	66	*	*	*	*	*	*	*	*	*	*	*
	76	*	*	*	*	*	*	*	*	*	*	*
	96	*	*	*	*	*	*	*	*	*	*	*
	116			*				*	*	*	*	*
	136						*	*	*	*	*	*
	156							*	*	*	*	*

**BR 11** *BR11/d,x L*

d <sub>1</sub>	30/32										
L	27	36	46	56	66	76	96	116	136	156	176
									≥ 116	≥ 116	≥ 116

**BR 10** *BR10/d,x L*

d <sub>1</sub>	30/32										
L	27	36	46	56	66	76	96	116	136	156	176
									≥ 116	≥ 116	≥ 116

**BR 20** *BR20/42 x L*

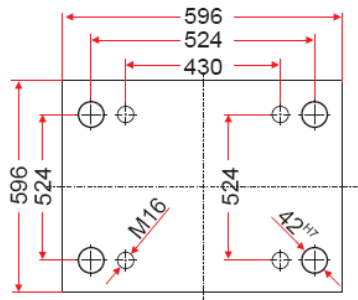
42								
L	80	100	120	140	160	180	200	220

**TPS**

D
18
28

**TP551**

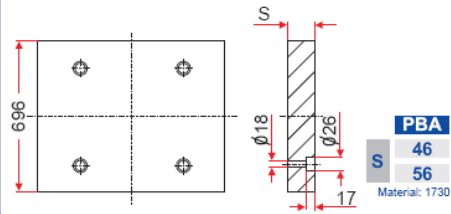
d1	d2	h1	h2
16	8.2	3	11
25	8.2	3	11



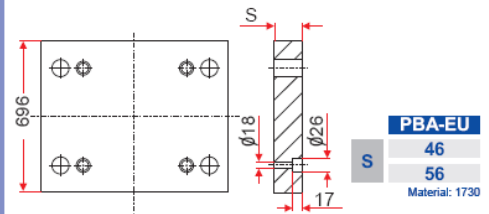
# 596.596



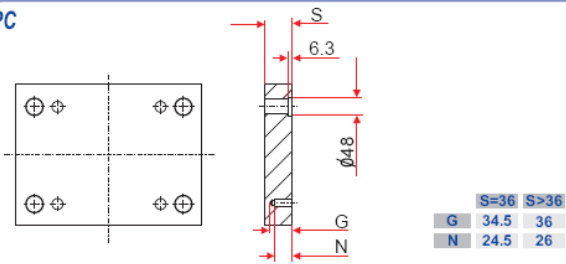
**PBA**



**PBA-EU**



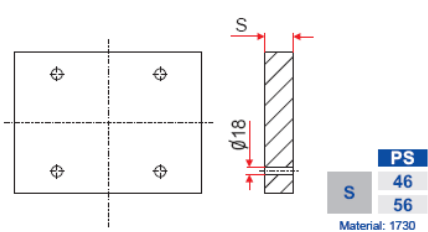
**PC**



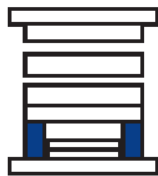
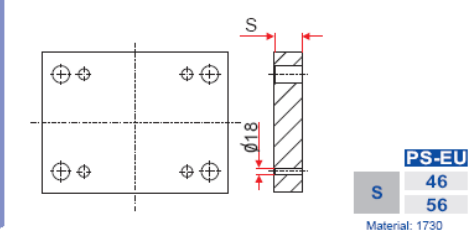
Material			
	1.1730	1.2311	1.2738
S	36	*	*
	46	*	*
	56	*	*
	66	*	*
	76	*	*
	96	*	*
	116	*	*
	136	*	*
156	*	*	



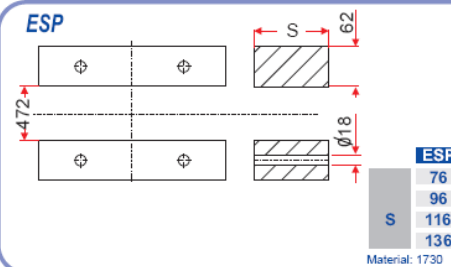
**PS**



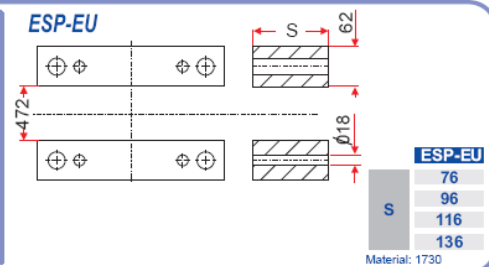
**PS-EU**



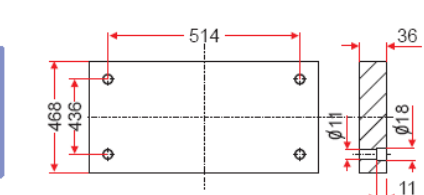
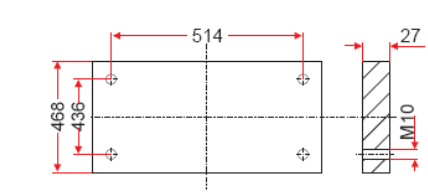
**ESP**



**ESP-EU**



**CPE**



# 596.596



**BR 03** *BR03/d<sub>x</sub>m x L*

		L											
d <sub>1</sub>	m	45	55	65	75	85	95	105	115	125	135	155	205
30	27	*		*				*					
	36	*	*		*	*	*	*					
	46	*				*	*	*	*	*			
	56	*	*	*	*	*	*	*	*	*	*	*	*
32	66	*	*	*	*	*	*	*	*	*	*	*	*
	76	*	*	*	*	*	*	*	*	*	*	*	*
	96	*	*	*	*	*	*	*	*	*	*	*	*
	116			*				*		*		*	*
	136						*		*		*	*	
	156							*		*	*	*	

**BR 00** *BR00/d<sub>x</sub>m x L*

		L											
d <sub>1</sub>	m	45	55	65	75	85	95	105	115	135	155	205	
30	27	*		*				*					
	36	*	*		*	*	*	*	*				
	46	*		*		*	*	*	*	*			
	56	*	*	*	*	*	*	*	*	*	*	*	
32	66	*	*	*	*	*	*	*	*	*	*	*	
	76	*	*	*	*	*	*	*	*	*	*	*	
	96	*	*	*	*	*	*	*	*	*	*	*	
	116			*				*		*		*	
	136						*		*		*		
	156							*		*	*		

**BR 11** *BR11/d<sub>x</sub> L*

d <sub>1</sub>	30/32											
L	27	36	46	56	66	76	96	116	136	156	176	
									≥116	≥116	≥116	

**BR 10** *BR10/d<sub>x</sub> L*

d <sub>1</sub>	30/32											
L	27	36	46	56	66	76	96	116	136	156	176	
									≥116	≥116	≥116	

**BR 20** *BR20/42 x L*

		42							
L		80	100	120	140	160	180	200	220

**TPS**

D
18
28

**TP551**

d1	d2	h1	h2
16	8.2	3	11
25	8.2	3	11

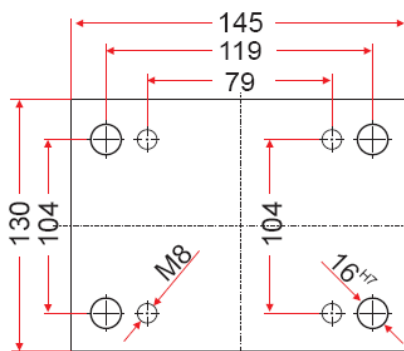




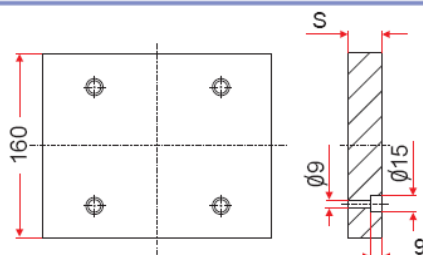
# ŠPANIELSKÉ SÉRIE

# 130.145

Príslušenstvo: Vedenie GC/Str. 87 a puzdro CV/Str. 94



**PBA**



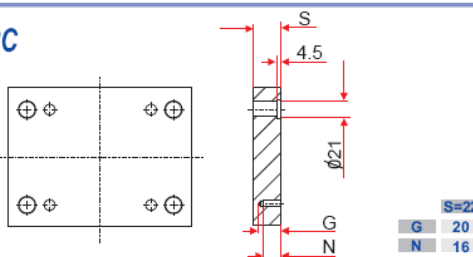
**PBA**

S	18
	27

Material: 1730



**PC**



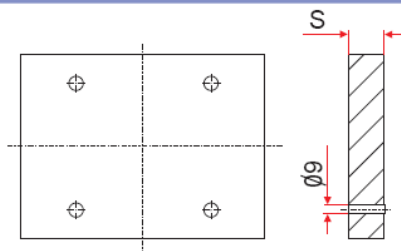
**Material**

	1.1730	1.2311	1.2738	1.2344
22	*	*	*	*
27	*	*	*	*
36	*	*	*	*
46	*	*	*	*
56	*	*	*	*

S=22
G 20
N 16



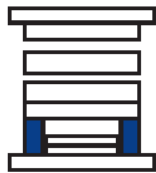
**PS**



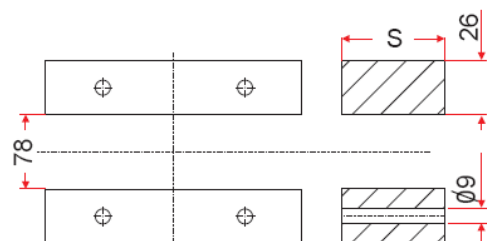
**PS**

S	18
	27

Material: 1730



**ESP**



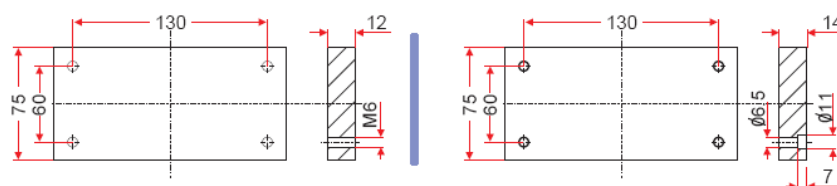
**ESP**

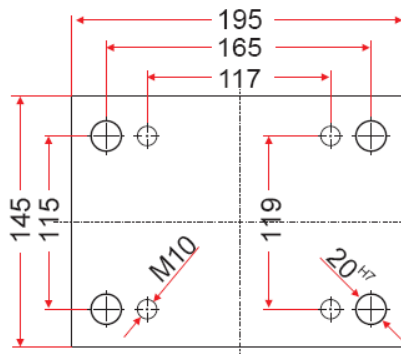
S	50
	60
	70

Material: 1730



**CPE**



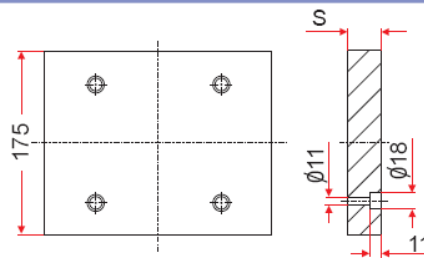


# 145.195

Príslušenstvo: Vedenie GC/Str. 87 a puzdro CV/Str. 94



**PBA**

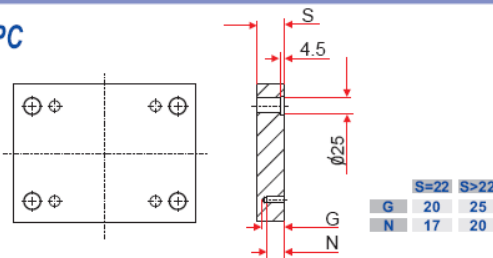


PBA	
S	22 27

Material: 1730



**PC**

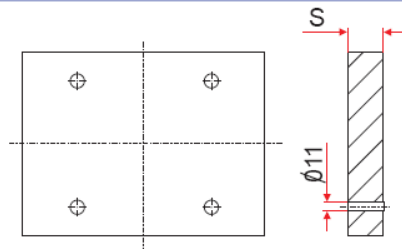


	Material			
	1.1730	1.2311	1.2738	1.2344
22	*	*	*	*
27	*	*	*	*
36	*	*	*	*
S	46	*	*	*
	56	*	*	*
	66	*	*	*
	76	*	*	*

S=22 S>22  
G 20 25  
N 17 20

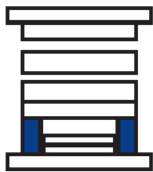


**PS**

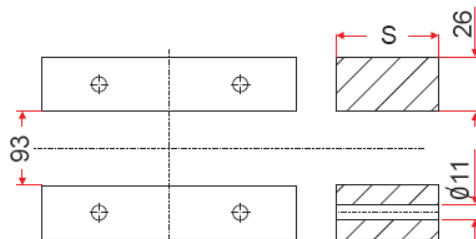


PS	
S	22 27

Material: 1730



**ESP**

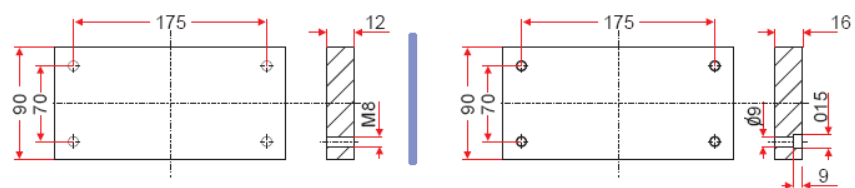


ESP	
S	50 60 70

Material: 1730

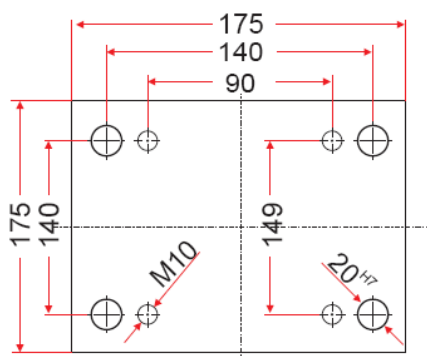


**CPE**

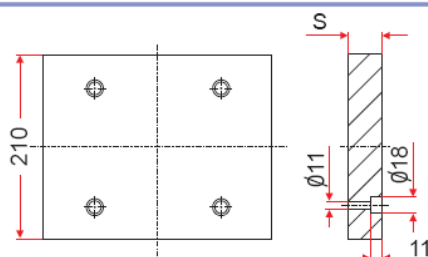


# 175.175

Príslušenstvo: Vedenie GC/Str. 87 a puzdro CV/Str. 94



**PBA**

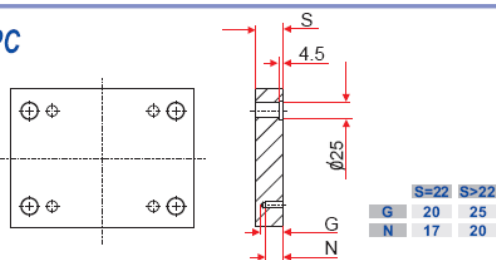


PBA	
S	22 27

Material: 1730



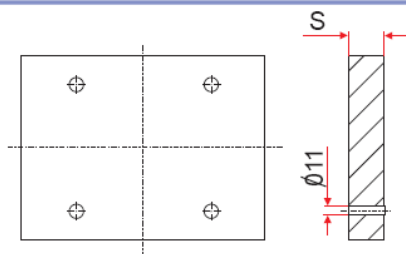
**PC**



		Material			
		1.1730	1.2311	1.2738	1.2344
S	22	*	*	*	*
	27	*	*	*	*
	36	*	*	*	*
	46	*	*	*	*
	56	*	*	*	*
	66	*	*	*	*
	76	*	*	*	*
	96	*	*	*	*

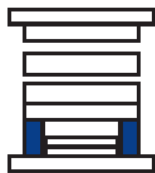


**PS**

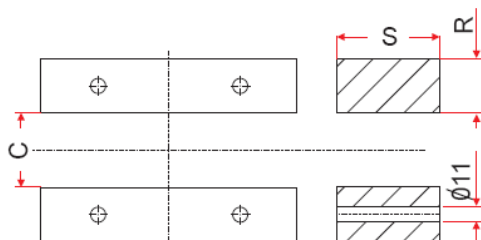


PS	
S	22 27

Material: 1730



**ESP**



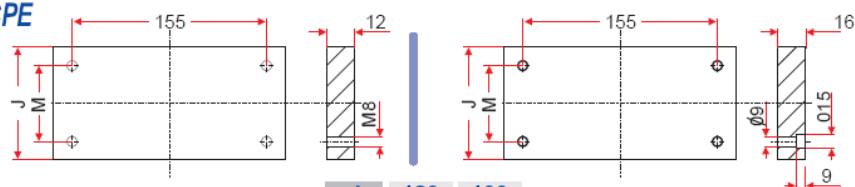
ESP		
R	26	36
	50	50
S	70	70
	90	90

Material: 1730

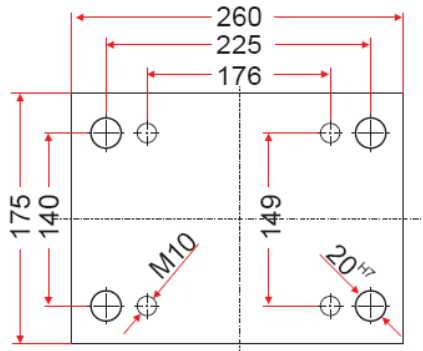
R	26	36
C	123	103



**CPE**



J	120	100
M	100	80

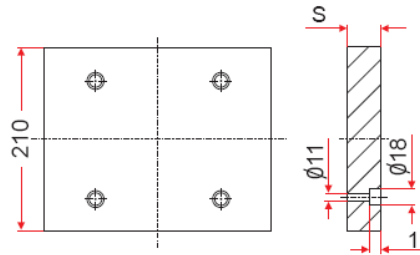


# 175.260

Príslušenstvo: Vedenie GC/Str. 87 a puzdro CV/Str. 94



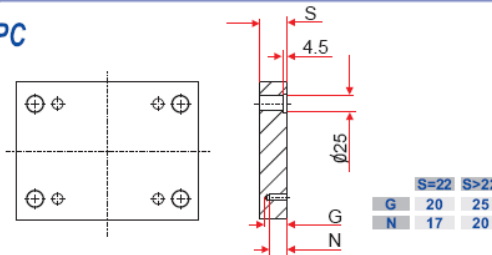
**PBA**



PBA	
S	22 32
Material: 1730	



**PC**

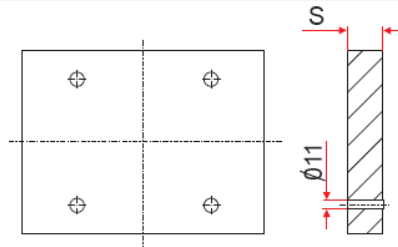


	Material			
	1.1730	1.2311	1.2738	1.2344
22	*	*	*	
27	*	*	*	*
36	*	*	*	*
S				
46	*	*	*	*
56	*	*	*	*
66	*	*	*	*
76	*	*	*	*
96	*	*	*	*

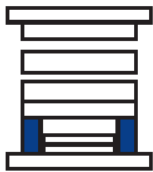
	S=22	S>22
G	20	25
N	17	20



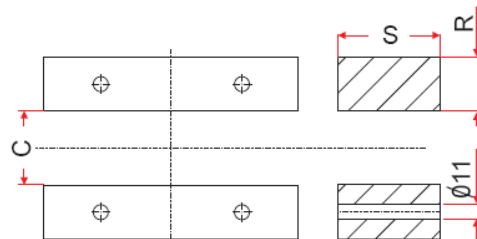
**PS**



PS	
S	22 32
Material: 1730	



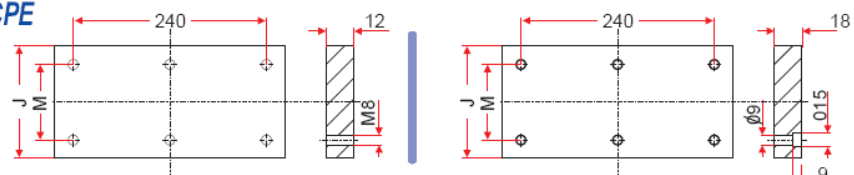
**ESP**



ESP		
R	26	36
S	50	50
	70	70
	90	90
Material: 1730		
R	26	36
C	123	103



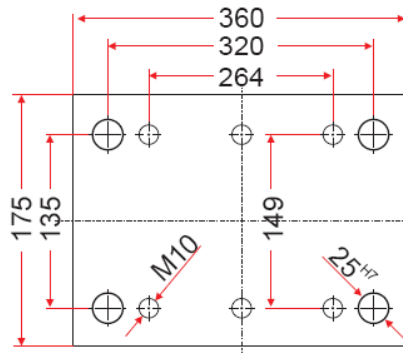
**CPE**



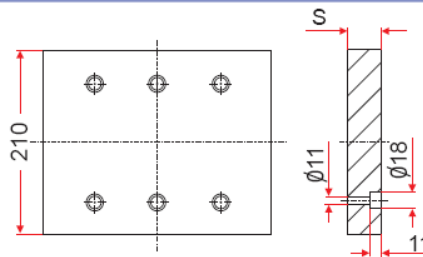
J	122	102
M	105	85

# 175.360

Príslušenstvo: Vedenie GC/Str. 87 a puzdro CV/Str. 94



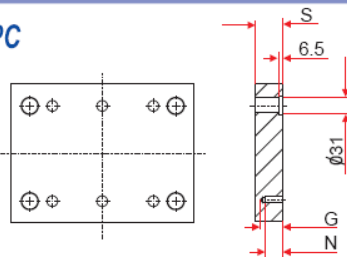
**PBA**



PBA	
S	22
	32
Material: 1730	



**PC**

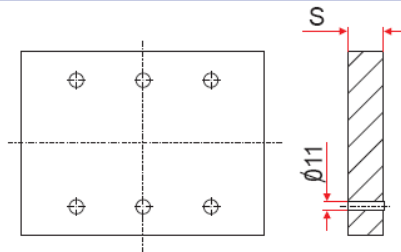


	S=22	S>22
G	20	25
N	17	20

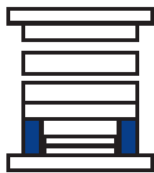
Material	Material			
	1.1730	1.2311	1.2738	1.2344
22	*	*	*	*
27	*	*	*	*
36	*	*	*	*
46	*	*	*	*
56	*	*	*	*
66	*	*	*	*
76	*	*	*	*
96	*	*	*	*



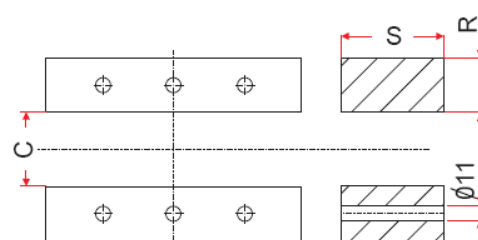
**PS**



PS	
S	22
	32
Material: 1730	



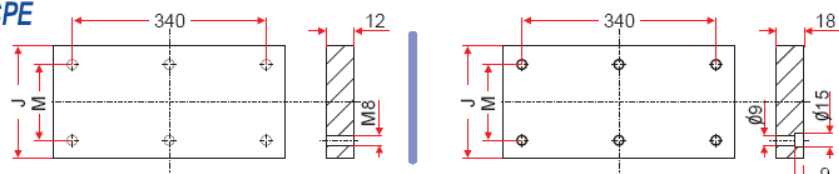
**ESP**



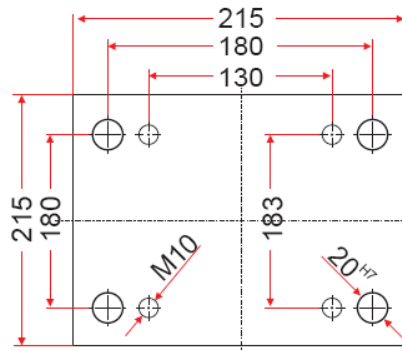
ESP		
R	26	36
S	60	60
	70	70
	90	90
Material: 1730		
R	26	36
C	123	103



**CPE**



J	122	102
M	105	85

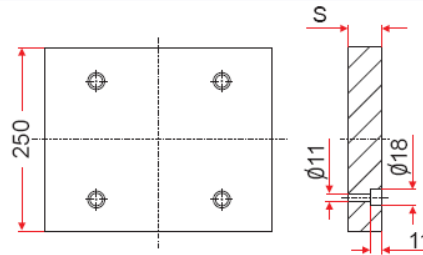


# 215.215

Príslušenstvo: Vedenie GC/Str. 87 a puzdro CV/Str. 94



**PBA**

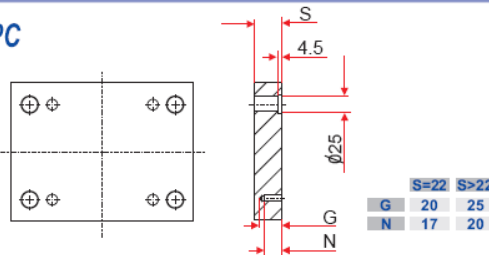


PBA	
S	22 32

Material: 1730



**PC**



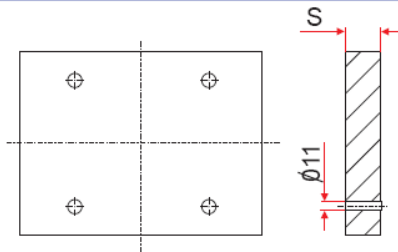
S	Material			
	1.1730	1.2311	1.2738	1.2344
22	*	*	*	
27	*	*	*	*
36	*	*	*	*
46	*	*	*	*
56	*	*	*	*
66	*	*	*	
76	*	*	*	
96	*	*	*	

	S=22	S>22
G	20	25
N	17	20

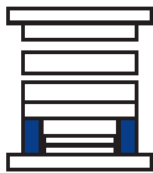


**PS**

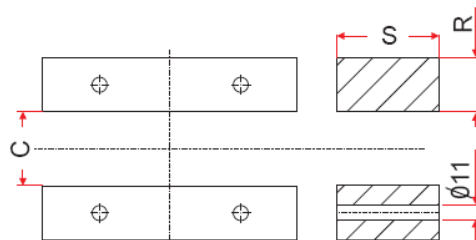


PS	
S	22 32

Material: 1730



**ESP**



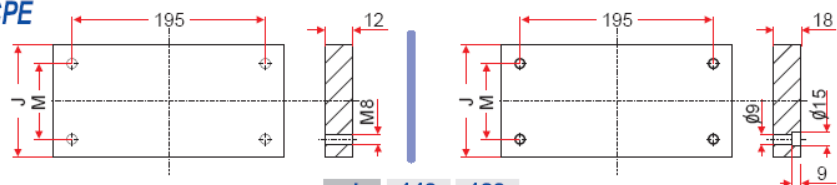
ESP		
R	32	42
	50	50
S	70	70
	90	90

Material: 1730

R	32	42
C	151	131



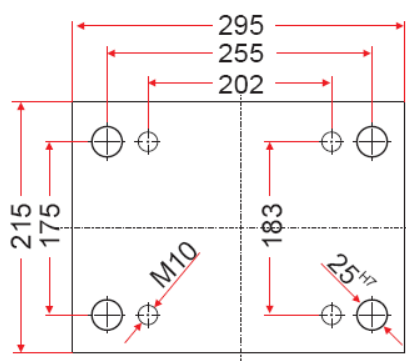
**CPE**



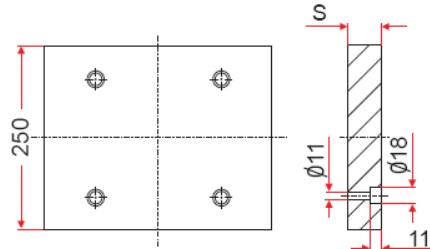
J	148	128
M	128	108

# 215.295

Príslušenstvo: Vedenie GC/Str. 87 a puzdro CV/Str. 94



**PBA**

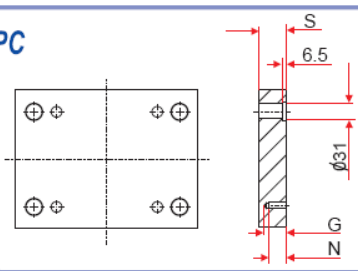


PBA	
S	22
	32

Material: 1730



**PC**

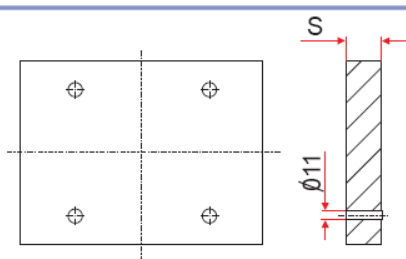


	S=22	S>22
G	20	25
N	17	20

S	Material			
	1.1730	1.2311	1.2738	1.2344
22	*	*	*	
27	*	*	*	*
36	*	*	*	*
46	*	*	*	*
56	*	*	*	*
66	*	*	*	
76	*	*	*	
96	*	*	*	

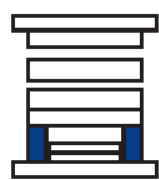


**PS**

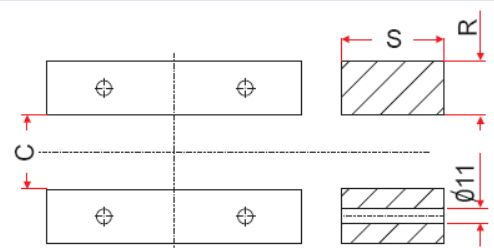


PS	
S	22
	32

Material: 1730



**ESP**



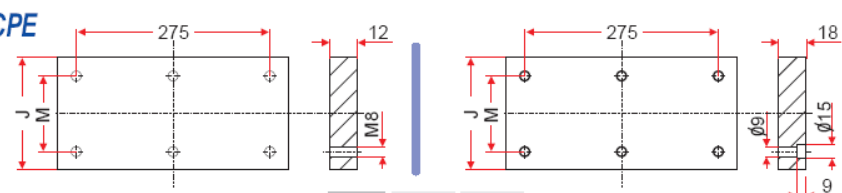
ESP		
R	32	42
	60	60
S	70	70
	90	90

Material: 1730

R	32	42
C	151	131

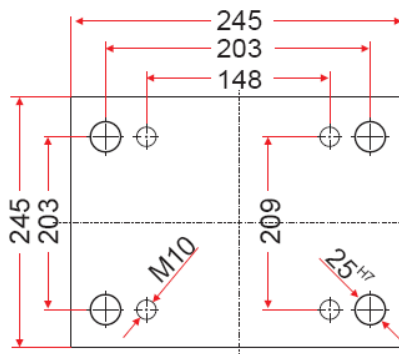


**CPE**



J	148	128
M	128	108



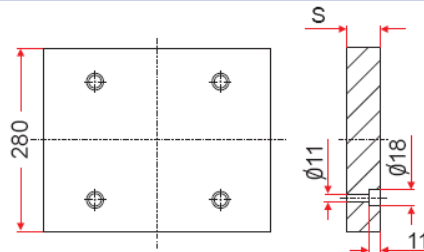


# 245.245

Príslušenstvo: Vedenie GC/Str. 87 a puzdro CV/Str. 94



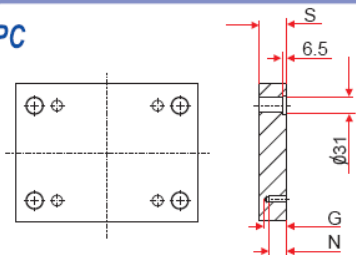
**PBA**



PBA	
S	22 32
Material: 1730	



**PC**

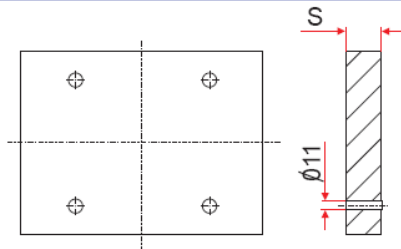


S > 22	
G	25
N	20

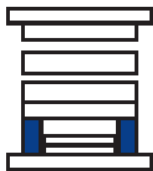
S	Material			
	1.1730	1.2311	1.2738	1.2344
27	*	*	*	*
36	*	*	*	*
46	*	*	*	*
56	*	*	*	*
66	*	*	*	
76	*	*	*	
96	*	*	*	
116	*	*	*	



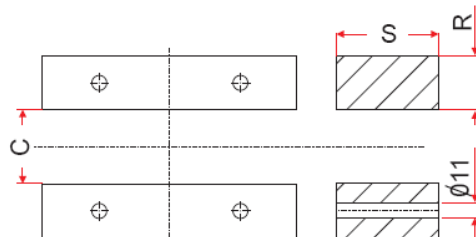
**PS**



PS	
S	22 32
Material: 1730	



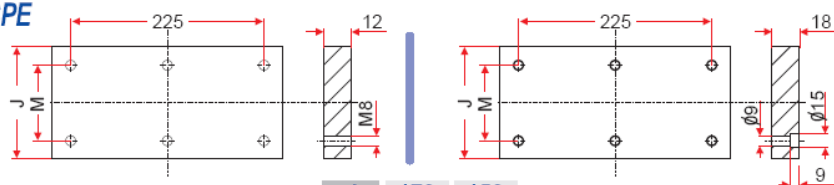
**ESP**



ESP		
R	36	46
S	60	60
S	70	70
S	90	90
Material: 1730		
R	36	46
C	173	153



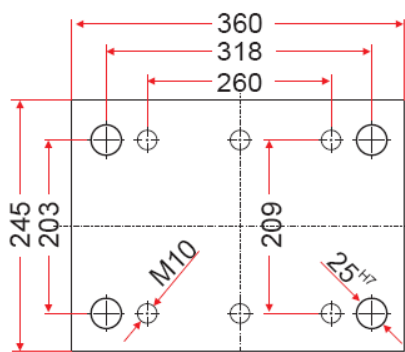
**CPE**



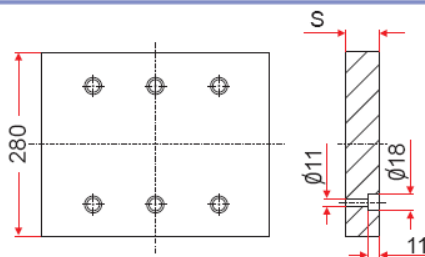
J	170	150
M	150	130

# 245.360

Príslušenstvo: Vedenie GC/Str. 87 a puzdro CV/Str. 94



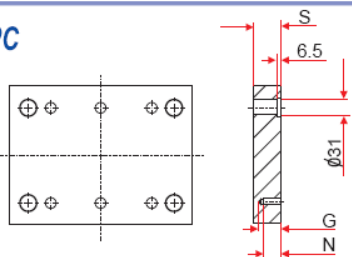
**PBA**



PBA	
S	22
	32
Material: 1730	



**PC**

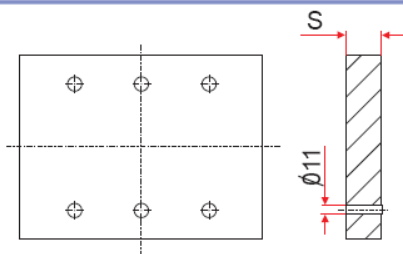


S > 22	
G	25
N	20

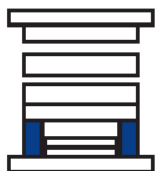
	Material			
	1.1730	1.2311	1.2738	1.2344
27	*	*	*	*
36	*	*	*	*
46	*	*	*	*
56	*	*	*	*
66	*	*	*	*
76	*	*	*	*
96	*	*	*	*
116	*	*	*	*



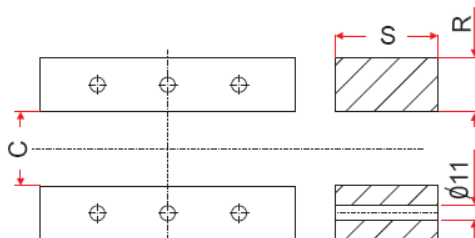
**PS**



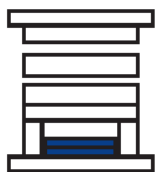
PS	
S	22
	32
Material: 1730	



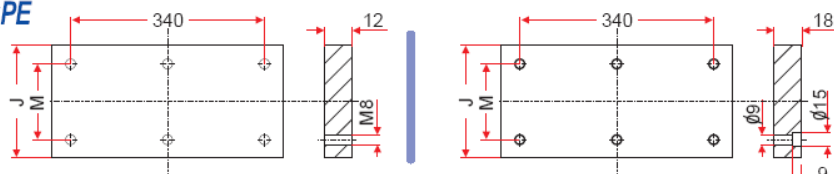
**ESP**



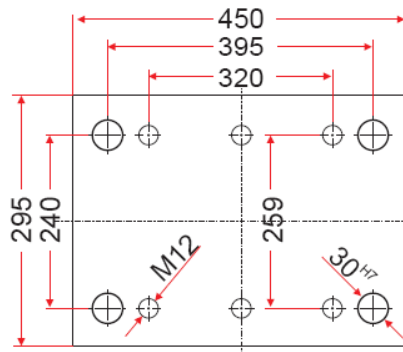
ESP		
R	36	46
S	60	60
	70	70
	90	90
Material: 1730		
R	36	46
C	173	153



**CPE**



J	170	150
M	150	130

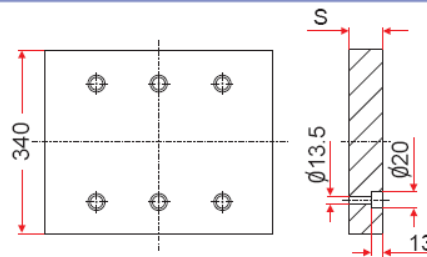


# 295.450

Príslušenstvo: Vedenie GC/Str. 87 a puzdro CV/Str. 94



**PBA**

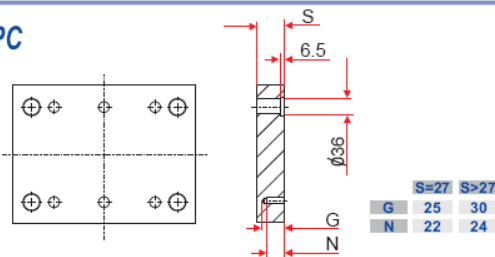


PBA	
S	27 42

Material: 1730



**PC**

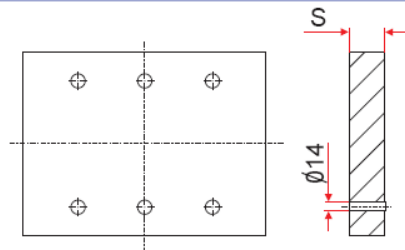


S	Material			
	1.1730	1.2311	1.2738	1.2344
27	*	*	*	*
36	*	*	*	*
46	*	*	*	*
56	*	*	*	*
66	*	*	*	*
76	*	*	*	*
96	*	*	*	*
116	*	*	*	*

S=27 S>27  
G 25 30  
N 22 24

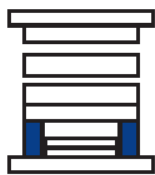


**PS**

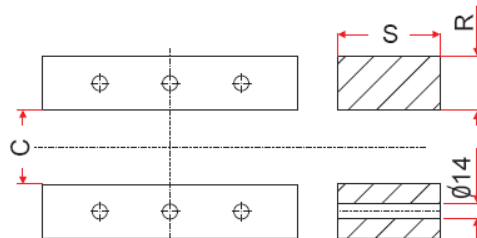


PS	
S	27 42

Material: 1730



**ESP**



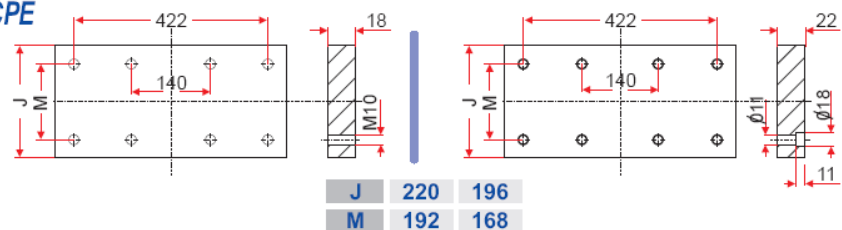
ESP		
R	36	48
S	70	70
	90	90
	110	110

Material: 1730

R	36	48
C	223	199



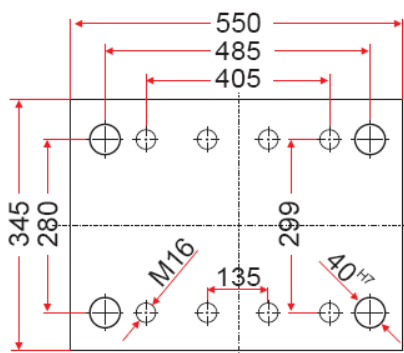
**CPE**



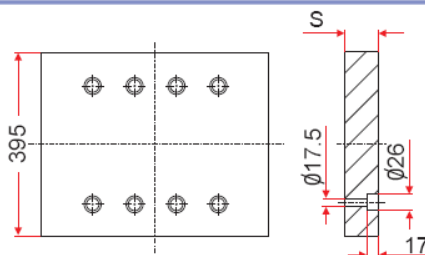
J	220	196
M	192	168

# 345.550

Príslušenstvo: Vedenie GC/Str. 87 a puzdro CV/Str. 94



**PBA**

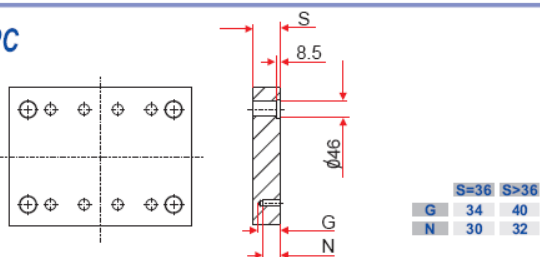


PBA	
S	32
	42

Material: 1730



**PC**

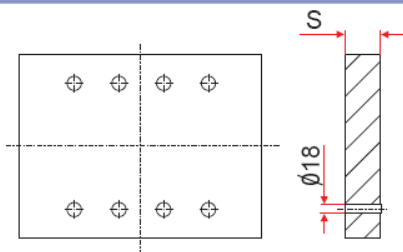


	S=36	S>36
G	34	40
N	30	32

S	Material		
	1.1730	1.2311	1.2738
36	*	*	*
46	*	*	*
56	*	*	*
66	*	*	*
76	*	*	*
96	*	*	*
116	*	*	*

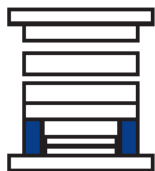


**PS**

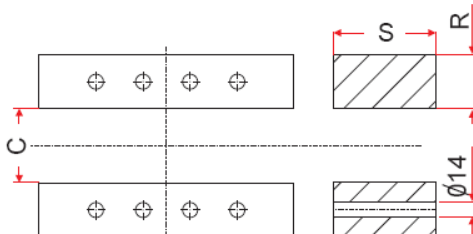


PS	
S	32
	42

Material: 1730



**ESP**



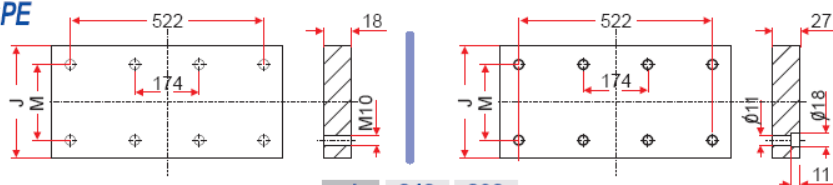
ESP		
R	46	66
S	70	70
	90	90
	110	110

Material: 1730

R	46	66
C	253	213



**CPE**

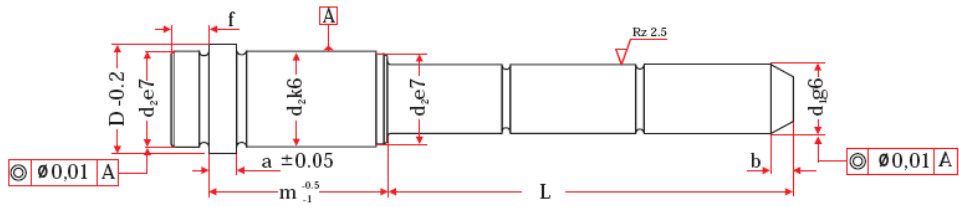


J	248	208
M	220	180



# BR00

## VODIACI STĚPIK S ODSKOKOM TYP BR00



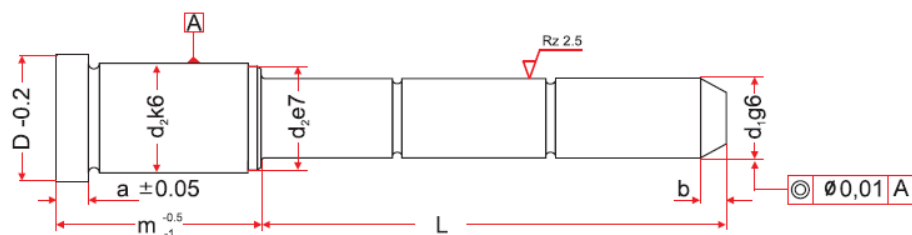
**Tvrdość: 60-62 HRC**

							L																									
d <sub>1</sub>	d <sub>2</sub>	D	f	a	b	m	30	35	45	50	55	65	70	75	85	90	95	105	115	125	130	135	145	155	165	205						
14 — 15	20	25	9	6	7	22	*			*			*			*																
						27	*		*		*		*		*		*		*		*		*		*							
						36	*		*		*		*		*		*		*		*		*		*							
						46	*	*		*		*		*		*		*		*		*		*		*						
						56	*		*		*		*		*		*		*		*		*		*		*		*			
						66				*	*		*		*		*		*		*		*		*		*		*			
						76				*	*		*		*		*		*		*		*		*		*		*			
						96				*	*		*		*		*		*		*		*		*		*		*			
18 — 20	26	31	9	6	7	22	*	*		*			*		*																	
						27	*	*		*		*		*		*		*		*		*		*								
						36	*		*		*		*		*		*		*		*		*		*							
						46	*	*		*		*		*		*		*		*		*		*		*						
						56	*		*		*		*		*		*		*		*		*		*		*		*			
						66	*		*		*		*		*		*		*		*		*		*		*		*			
						76			*	*		*		*		*		*		*		*		*		*		*		*		
						96			*	*		*		*		*		*		*		*		*		*		*		*		
116												*						*				*		*								
22 — 24	30	35	9	6	7	22	*			*			*		*			*		*		*		*		*						
						27	*	*		*		*		*		*		*		*		*		*		*		*		*		
						36	*		*		*		*		*		*		*		*		*		*		*		*		*	
						46	*	*		*		*		*		*		*		*		*		*		*		*		*		
						56	*		*		*		*		*		*		*		*		*		*		*		*		*	
						66	*		*		*		*		*		*		*		*		*		*		*		*		*	
						76			*	*		*		*		*		*		*		*		*		*		*		*		
						96			*	*		*		*		*		*		*		*		*		*		*		*		
116												*					*		*		*		*		*							
136																*		*		*		*		*								
30 — 32	42	47	9	6	7	27			*		*		*		*		*		*		*		*		*							
						36			*		*		*		*		*		*		*		*		*		*		*			
						46		*		*		*		*		*		*		*		*		*		*		*		*		
						56			*		*		*		*		*		*		*		*		*		*		*		*	
						66			*		*		*		*		*		*		*		*		*		*		*		*	
						76			*		*		*		*		*		*		*		*		*		*		*		*	
						96			*		*		*		*		*		*		*		*		*		*		*		*	
						116												*					*		*		*		*		*	
136																*		*		*		*		*								
156																	*		*		*		*		*							

# BR03



## STUPŇOVITÝ VODIACI STĚPIK TYP BR03

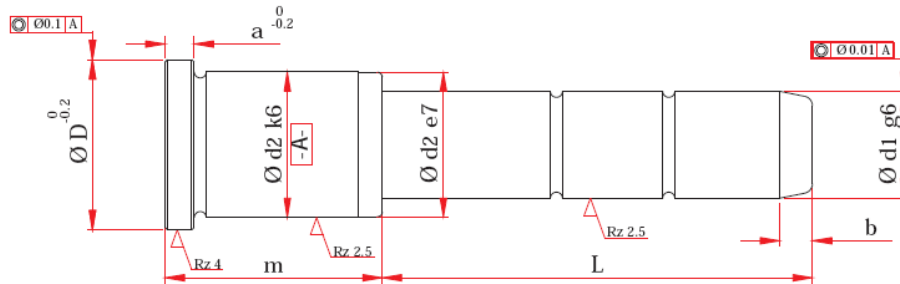


**Tvrdość: 60-62 HRC**

d <sub>1</sub>	d <sub>2</sub>	D	a	b	m	L																		
						20	25	35	45	55	65	75	85	90	95	105	115	125	135	155	205			
14 15	20	25	6	7	22	*		*	*	*	*			*										
					27	*		*	*	*	*		*			*		*						
					36	*		*	*	*	*				*		*		*					
					46	*		*	*	*	*		*			*		*		*				
					56	*		*	*	*	*		*		*		*		*		*			
					66		*	*	*	*	*				*		*		*		*			
					76			*	*	*	*		*		*		*		*		*		*	
					96			*	*	*	*		*		*		*		*		*		*	
18 20	26	31	6	7	22	*		*	*	*	*		*											
					27	*		*	*	*	*		*		*		*		*					
					36	*		*	*	*	*	*			*		*		*		*			
					46	*		*	*	*	*	*		*		*		*		*		*		
					56	*		*	*	*	*	*		*		*		*		*		*		
					66		*	*	*	*	*	*		*		*		*		*		*		
					76			*	*	*	*	*		*		*		*		*		*		
					96			*	*	*	*	*		*		*		*		*		*		
116								*					*		*		*							
22 24	30	35	6	7	27		*	*	*	*	*		*		*		*		*					
					36		*	*	*	*	*		*		*		*		*		*			
					46		*	*	*	*	*	*		*		*		*		*		*		
					56		*	*	*	*	*	*		*		*		*		*		*		
					66			*	*	*	*	*		*		*		*		*		*		
					76		*	*	*	*	*	*		*		*		*		*		*		
					96			*	*	*	*	*		*		*		*		*		*		
					116							*		*		*		*		*		*		
136								*		*		*		*		*		*						
30 32	42	47	6	7	27			*	*	*	*				*		*		*					
					36			*	*	*	*		*		*		*		*		*			
					46			*	*	*	*	*		*		*		*		*		*		
					56			*	*	*	*	*		*		*		*		*		*		
					66			*	*	*	*	*		*		*		*		*		*		
					76			*	*	*	*	*		*		*		*		*		*		
					96			*	*	*	*	*		*		*		*		*		*		
					116			*	*	*	*	*		*		*		*		*		*		
136								*		*		*		*		*		*						
156									*		*		*		*		*		*					

OBJEDNÁVKA BR03 / d<sub>1</sub> x m x L

STUPŇOVITÝ VODIACÍ STĚPIK TYP GC



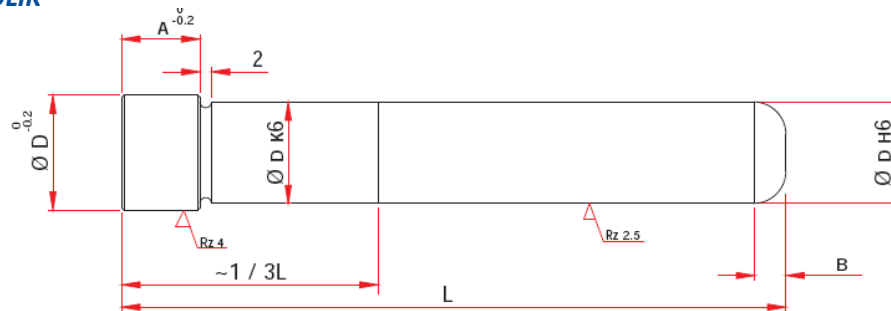
Tvrdość: 60-62 HRC

d1	d2	D	a	b	m	L																		
						18	26	36	45	50	65	70	90	100	125	150	175	200						
10	14	17	4	4	17	*	*	*																
					50	*	*																	
					70	*																		
					80	*																		
12	16	20	4	4	21		*	*	*		*		*											
					26		*	*	*		*		*											
					34		*	*	*		*		*											
					44		*	*	*		*		*											
					54		*	*	*		*		*											
16	20	24	4	4	20	*	*	*	*		*		*		*		*		*					
					26		*	*	*		*		*		*		*		*		*			
					34		*	*	*		*		*		*		*		*		*		*	
					44		*	*	*		*		*		*		*		*		*		*	
					54		*	*		*		*		*		*		*		*		*		*
					64		*	*		*		*		*		*		*		*		*		*
					74		*	*		*		*		*		*		*		*		*		*
18	25	30	6	6	20		*	*	*		*		*		*		*		*					
					26		*	*	*		*		*		*		*		*		*			
					34		*	*	*		*		*		*		*		*		*		*	
					44		*	*	*		*		*		*		*		*		*		*	
					54		*	*		*		*		*		*		*		*		*		*
					64		*	*		*		*		*		*		*		*		*		*
					74		*	*		*		*		*		*		*		*		*		*
					94		*	*		*		*		*		*		*		*		*		*
22	30	35	6	6	26		*	*			*		*		*		*		*					
					34		*	*			*		*		*		*		*		*			
					44		*	*			*		*		*		*		*		*		*	
					54		*	*		*		*		*		*		*		*		*		*
					64		*	*		*		*		*		*		*		*		*		*
					74		*	*		*		*		*		*		*		*		*		*
					94		*	*		*		*		*		*		*		*		*		*
30	40	45	8	7	26		*	*			*		*		*		*		*					
					34		*	*			*		*		*		*		*		*			
					44		*	*			*		*		*		*		*		*		*	
					54		*	*		*		*		*		*		*		*		*		*
					64		*	*		*		*		*		*		*		*		*		*
					74		*	*		*		*		*		*		*		*		*		*
					94		*	*		*		*		*		*		*		*		*		*
					115		*	*		*		*		*		*		*		*		*		*
40	50	54	10	8	70		*	*		*		*		*		*		*		*				

OBJEDNÁVKA GC / d1 x m x L

# G2

## UHLOVÝ KOLÍK



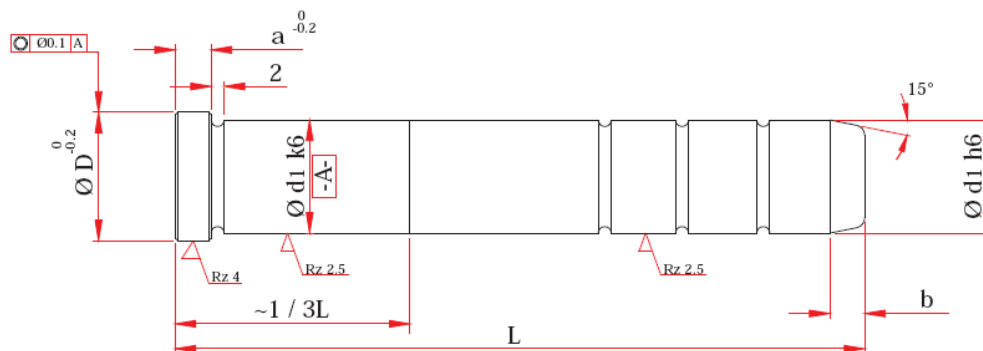
**Tvrdość: 60-62 HRC**

				L																	
d	D	a	b	44	52	65	75	85	95	105	115	125	140	170	200	250	300	315	350	400	
10	12	8	3	*	*	*	*	*	*	*											
12	15	8	4	*	*	*	*	*	*	*	*	*	*								
14	17	10	4	*	*	*	*	*	*	*	*	*	*								
16	19	12	5		*	*	*	*	*	*	*	*	*	*	*	*					
18	22	14	6			*	*	*	*	*	*	*	*	*	*	*					
20	24	15	6				*	*	*	*	*	*	*	*	*	*	*				
25	30	18	7				*	*	*	*	*	*	*	*	*	*	*	*			*
30	35	20	7						*	*	*	*	*	*	*	*	*	*	*	*	*

**OBJEDNÁVKA G2 / d x L**

# G

## VODIACÍ STÍPIK



**Tvrdość: 60-62 HRC**

				L												
d1	D	a	b	44	52	65	75	85	95	105	115	125	140	170	200	250
10	12	4	3	*	*	*	*	*	*	*	*	*				
12	15	4	4	*	*	*	*	*	*	*	*	*	*			
14	17	5	4	*	*	*	*	*	*	*	*	*	*	*		
16	19	6	5		*	*	*	*	*	*	*	*	*	*	*	
18	22	6	6			*	*	*	*	*	*	*	*	*	*	
20	24	7	6				*	*	*	*	*	*	*	*	*	*
25	30	8	7				*	*	*	*	*	*	*	*	*	*
30	35	10	8						*	*	*	*	*	*	*	*

**OBJEDNÁVKA G / d1 x L**

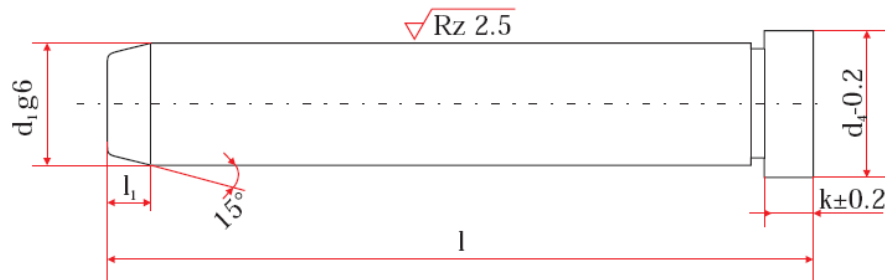




# BR01

## UHLOVÝ KOLÍK

Material: 1.0401 / 720 HV 30



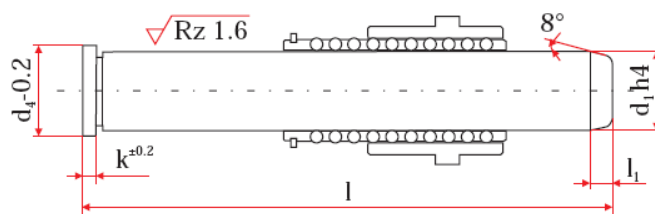
				L											
d <sub>1</sub>	d <sub>4</sub>	l <sub>1</sub>	k	40	60	80	100	120	140	160	180	200	240	300	360
9	12	4	3	*	*	*	*	*							
10	12	4	3	*	*	*	*	*							
12	16	7	6	*	*	*	*	*	*	*					
14	18	7	8		*	*	*	*	*	*	*				
15	18	7	8		*	*	*	*	*	*	*				
16	20	7	8	*	*	*	*	*	*	*					
18	22	7	8		*	*	*	*	*	*	*	*	*		
20	24	7	8		*	*	*	*	*	*	*	*	*		
22	26	7	15			*	*	*	*	*	*	*	*	*	
24	28	7	15			*	*	*	*	*	*	*	*	*	
30	36	7	15				*	*	*	*	*	*	*	*	*
32	36	7	15				*	*	*	*	*	*	*	*	*

OBJEDNÁVKA BR01 / d<sub>1</sub>x L

## BR012

### UHLOVÝ KOLÍK

Material: 1.8159 / 62 ±2 HRC



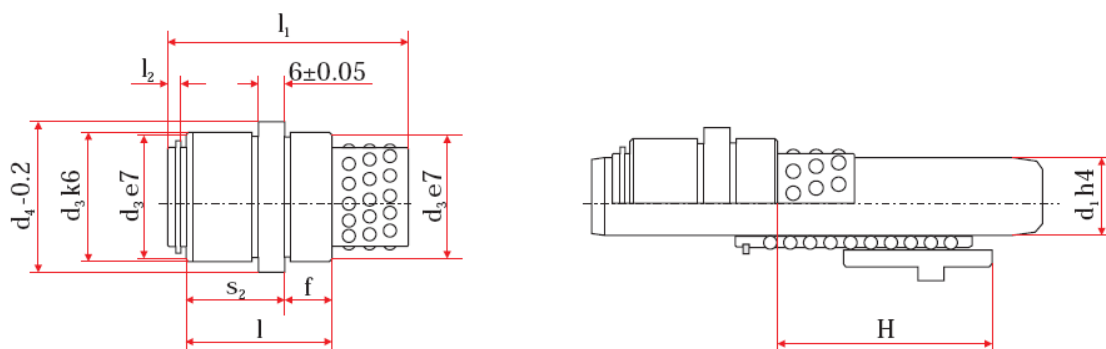
				L						
d <sub>1</sub>	d <sub>4</sub>	l <sub>1</sub>	k	80	100	120	140	160	200	240
12	16	4	4	*	*	*				
18	22	7	6			*	*	*		
30	36	7	6					*	*	*

OBJEDNÁVKA BR12 / d<sub>1</sub> x L

## BR12

### GULÍČKOVÉ VODIACE PUZDRO

Mat.: 1.3505/62 ± 2HRC



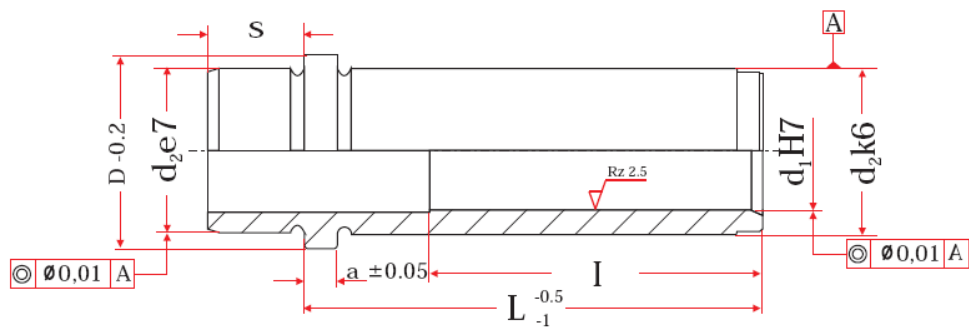
d <sub>3</sub>	d <sub>4</sub>	s <sub>2</sub>	l	l <sub>2</sub>	H <sub>max.</sub>	d <sub>1</sub>	l <sub>1</sub>	f
22	26	18	24	2.1	50	12	40	6
					82		56	
30	35	23	34	3	44	18	45	11
					66		56	
					96		71	
46	52	33	54	4.8	32	30	56	21
					70		75	
					110		95	

OBJEDNÁVKA BR12 / d<sub>1</sub> x l<sub>1</sub>



# BR10

## ŠPECIÁLNY VODIACI KOLÍK S ODSKOKOM TYP BR10



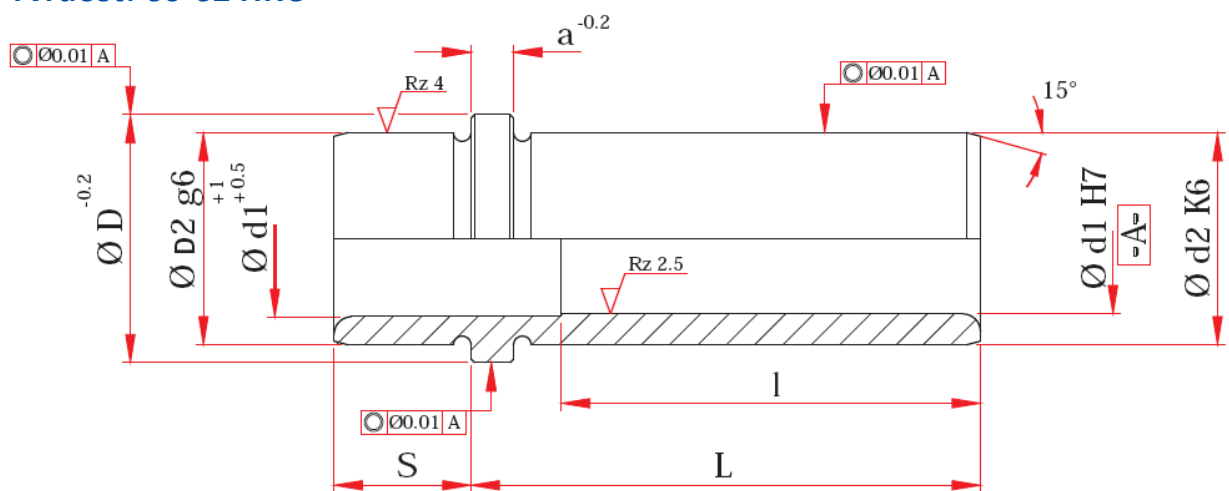
**Tvrdoť: 60-62 HRC**

d <sub>1</sub>	d <sub>2</sub>	D	s	a	L												
					22	27	36	46	56	66	76	96	116	136	156	176	
14 15	20	25	9	6	*	*	*	*	*	*	≥56	≥56	≥56				
18 20	26	31	9	6	*	*	*	*	*	*	*	≥76	≥76				
22 24	30	35	9	6	*	*	*	*	*	*	*	*	≥96	≥96			
30 32	42	47	9	6		*	*	*	*	*	*	*	*	≥116	≥116	≥116	≥116

**OBJEDNÁVKA BR10 / d<sub>1</sub> x l**

## ŠPECIÁLNY VODIACI KOLÍK S ODSKOKOM TYP CV2

**Tvrdosť: 60-62 HRC**



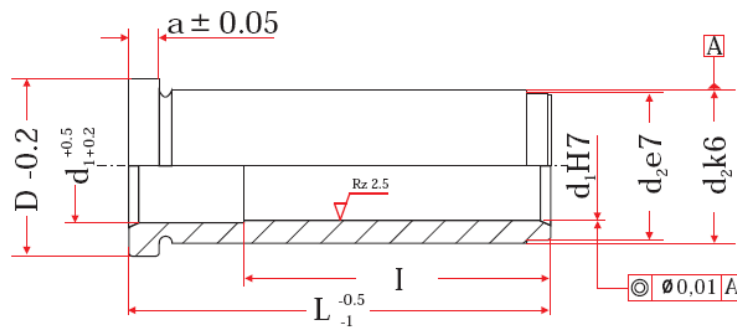
				L							
d1	d2	a	S	17	21	26	35	45	55	75	95
12	16	4	8	*		*	*	* <sub>l≥35</sub>	* <sub>l≥35</sub>		
16	20	4	12	*	*	*	*	*	* <sub>l≥55</sub>	* <sub>l≥55</sub>	
18	25	6	17		*	*	*	*	*	* <sub>l≥55</sub>	* <sub>l≥55</sub>
22	30	6	17		*	*	*	*	*	* <sub>l≥65</sub>	* <sub>l≥65</sub>
30	40	8	21			*	*	*	*	*	*

**OBJEDNÁVKA CV2 / d<sub>1</sub> x l**



# BR11

## VODIACI KOLÍK S HLAVOU TYP Br11

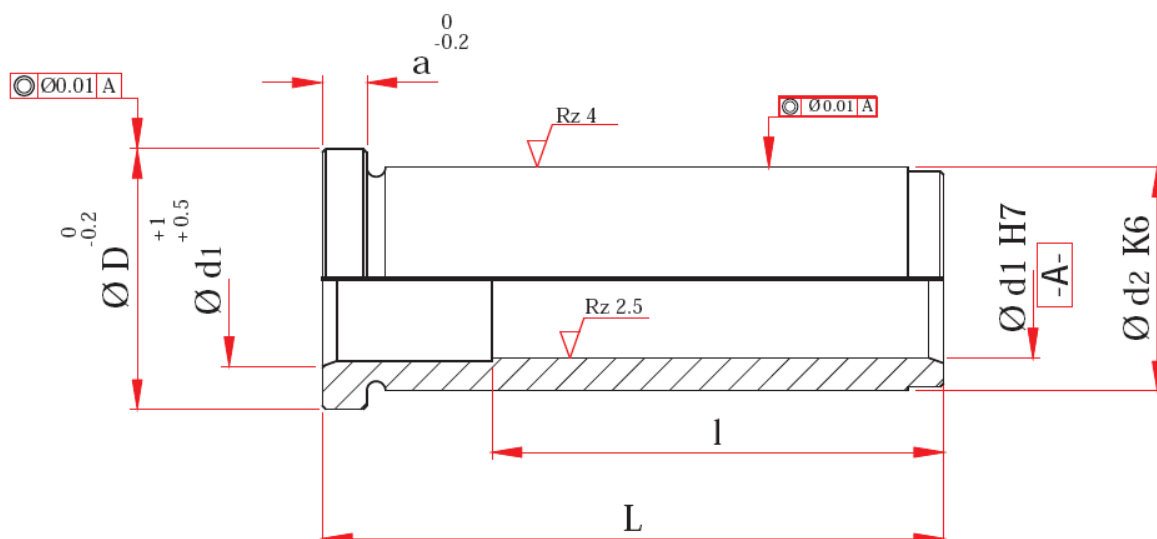


**Tvrdosť: 60-62 HRC**

d <sub>1</sub>	d <sub>2</sub>	D	a	L												
				22	27	36	46	56	66	76	96	116	136	156	176	
14 15	20	25	6	*	*	*	*	*	*	*	*	*				
18 20	26	31	6	*	*	*	*	*	*	*	*	*	*			
22 24	30	35	6	*	*	*	*	*	*	*	*	*	*	*		
30 32	42	47	6		*	*	*	*	*	*	*	*	*	*	*	*

**OBJEDNÁVKA BR11 / d<sub>1</sub> x l**

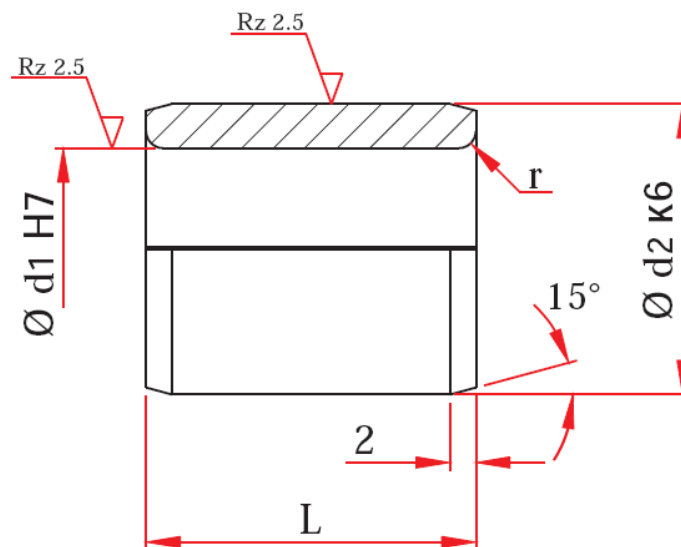
## VODIACI KOLÍK S HLAVOU TYP CV



**Tvrdość: 60-62 HRC**

d1	d2	D	a	L											
				17	21	26	35	45	55	65	75	95	115	135	
10	14	17	4	*		*									
12	16	20	4		*	*	*	* <sub>l≥30</sub>	* <sub>l≥30</sub>						
14	20	24	4		*	*	*	* <sub>l≥30</sub>		* <sub>l≥30</sub>					
16	20	24	4		*	*	*	*	*	* <sub>l≥45</sub>	* <sub>l≥45</sub>	* <sub>l≥55</sub>			
18	25	30	6		*	*	*	*	*	* <sub>l≥45</sub>	* <sub>l≥45</sub>	* <sub>l≥65</sub>	* <sub>l≥65</sub>		
20	30	35	6				*		*	* <sub>l≥45</sub>	* <sub>l≥45</sub>				
22	30	35	6		*	*	*	*	*	* <sub>l≥55</sub>	* <sub>l≥55</sub>	* <sub>l≥65</sub>	* <sub>l≥65</sub>		
25	35	40	8				*	*	*	* <sub>l≥55</sub>	* <sub>l≥55</sub>				
30	40	45	8			*	*	*	*	* <sub>l≥65</sub>	* <sub>l≥65</sub>	* <sub>l≥65</sub>	* <sub>l≥65</sub>	* <sub>l≥65</sub>	
40	50	54	10						*		* <sub>l≥65</sub>	* <sub>l≥65</sub>			* <sub>l≥65</sub>

**OBJEDNÁVKA CV / d<sub>1</sub> x l**

**VODIACE PUZDRO**

**Tvrdość: 60-62 HRC**

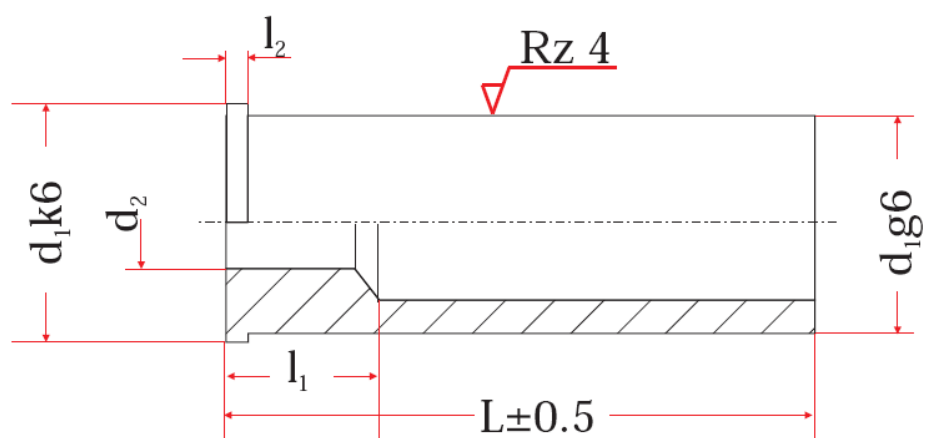
d1	d2	r	L						
			9	17	21	30	35	45	55
10	14	1.5	*	*					
12	16	1.5		*					
14	20	1.5			*	*			
16	20	1.5			*	*			
18	25	2			*	*			
20	30	2				*			
22	30	2.5							
25	35	2.5					*		
30	40	3.5						*	
40	50	3.5							*

**OBJEDNÁVKA C / d<sub>1</sub> x l**

# BR20



## STREDIACE PUZDRO BR20



**Tvrdosť: 60-62 HRC**

d <sub>1</sub>	l <sub>1</sub>	l <sub>2</sub>	d <sub>2</sub>	L									
				60	80	100	120	140	160	180	200	220	
20	13	2	M8	*	*	*	*						
26	13	2.5	M10	*	*	*	*	*	*	*			
30	13	2.5	M12		*	*	*	*	*	*	*		
42	13	4.5	M16		*	*	*	*	*	*	*	*	

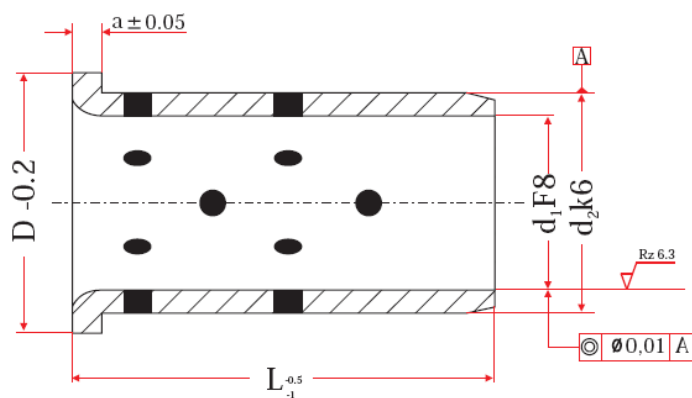
**OBJEDNÁVKA BR20 / d<sub>1</sub> x l**





# BR11W

ŠPECIÁLNE SAMOMAZNÉ PUZDRO S HLAVOU TYP BR11-W

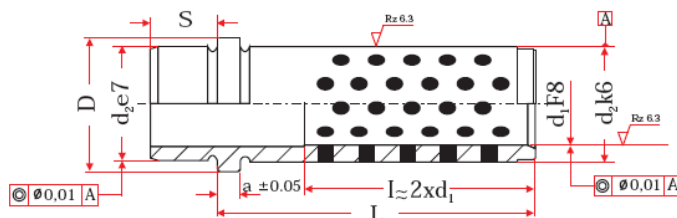


d <sub>1</sub>	d <sub>2</sub>	D	a	L													
				12	17	22	27	36	46	56	66	76	86	96	116	136	156
9 — 10	14	16	3	*	*	*	*	*	*	*							
12	18	23	6	*	*	*	*	*	*	*							
14 — 15	20	25	6		*	*	*	*	*	*							
16	22	27	6		*	*	*	*	*	*							
18 — 20	26	31	6		*	*	*	*	*	*							
22 — 24	30	35	6				*	*	*	*	*	*	*				
30 — 32	42	47	6				*	*	*	*	*	*	*	*	*		
40 — 42	54	60	10						*	*	*	*	*	*	*	*	*

OBJEDNÁVKA BR11W / d<sub>1</sub> x l

# BR10W

SAMOMAZNÉ PUZDRO S ODSKOKOM BR10-W

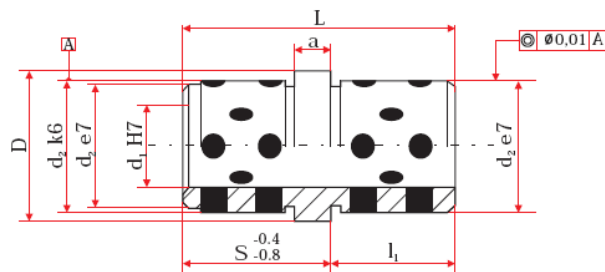


		L																
d <sub>1</sub>	d <sub>2</sub>	D	s	a	12	17	22	27	36	46	56	66	76	86	96	116	136	156
9 — 10	14 16	5 3	*	*	*	*	*	*	*	*								
14 — 15	20 25	8 6	*	*	*	*	*	*	*	*	*							
18 — 20	26 31	8 6	*	*	*	*	*	*	*	*	*	*						
22 — 24	30 35	8 6			*	*	*	*	*	*	*	*	*	*	*			
30 — 32	42 47	8 6					*	*	*	*	*	*	*	*	*	*		
40 — 42	54 60	10 10								*	*	*	*	*	*	*	*	*

OBJEDNÁVKA BR10W / d<sub>1</sub> x l

# BR13W

SAMOMAZNÉ PUZDRO S ODSKOKOM BR13-W



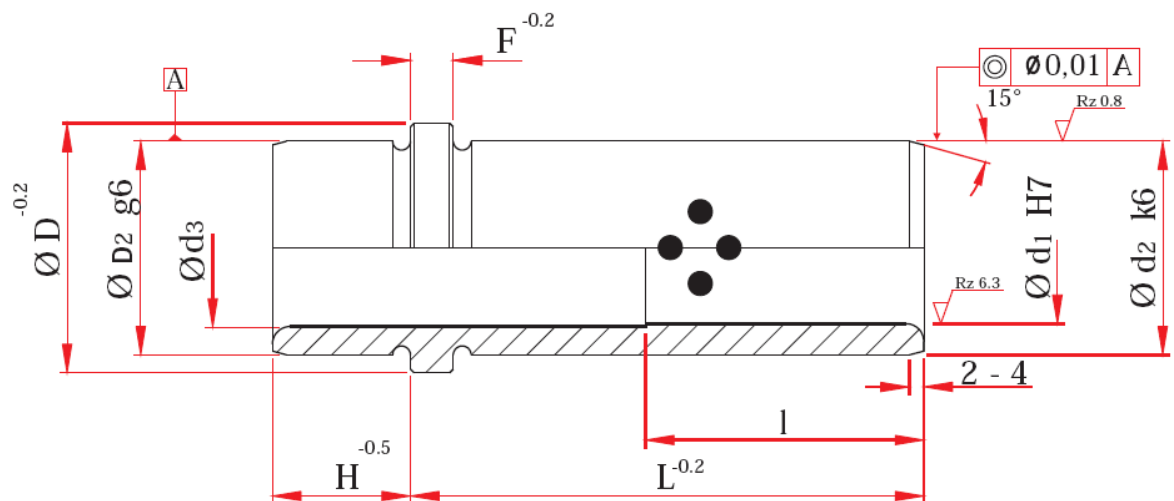
d <sub>1</sub>	d <sub>2</sub>	D	a	s	l <sub>1</sub>	L
14 — 15	20 25	6 17	9 26			
18 — 20	26 31	6 22	17 39			
22 — 24	30 35	6 27	22 49			
30 — 32	42 47	6 36	27 63			

OBJEDNÁVKA BR13W / d<sub>1</sub> x l



# CV2BG

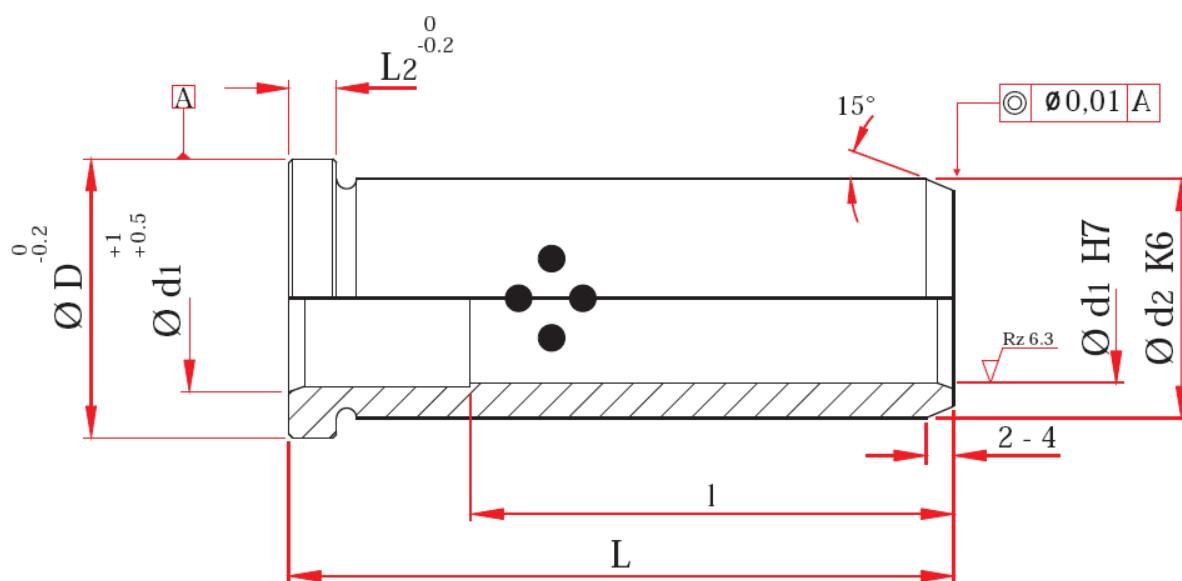
## SAMOMAZNÉ PUZDRO S ODSKOKOM TYP CV2BG



						L							
d1	d2	d3	D	F	H	17	21	26	35	45	55	74	94
16	20	16.5	24	4	12	*	*	*	*	* <sub>l≥30</sub>	* <sub>l≥40</sub>	* <sub>l≥56</sub>	
18	25	19	30	6	17		*	*	*		* <sub>l≥38</sub>	* <sub>l≥44</sub>	* <sub>l≥57</sub>
22	30	23	35	6	17		*	*	*		* <sub>l≥38</sub>	* <sub>l≥44</sub>	* <sub>l≥57</sub>
30	40	31	45	8	21				*		*	* <sub>l≥43</sub>	* <sub>l≥56</sub>

OBJEDNÁVKA CV2BG / d<sub>1</sub> x l

## ŠPECIÁLNE SAMOMAZNÉ PUZDRO S HLAVOU TYP CVBG

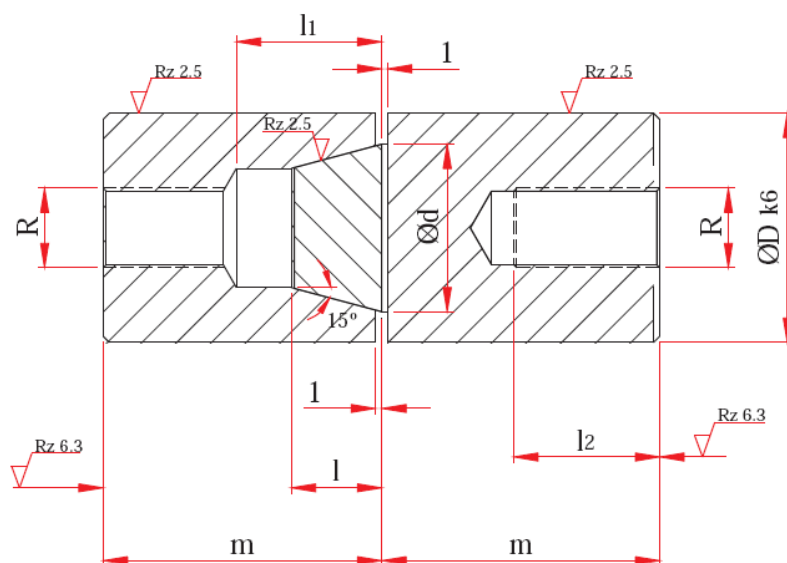


				L								
d1	d2	D	L2	21	26	35	45	55	65	75	95	135
16	20	24	4	*	*	*	*	*	* <sub>≥45</sub>	* <sub>≥45</sub>	* <sub>≥45</sub>	
18	25	30	6	*	*	*	*	*	* <sub>≥45</sub>	* <sub>≥45</sub>	* <sub>≥65</sub>	
22	30	35	6		*	*	*	*	* <sub>≥55</sub>	* <sub>≥55</sub>	* <sub>≥65</sub>	
30	40	45	8		*	*	*	*	* <sub>≥65</sub>	* <sub>≥65</sub>	* <sub>≥65</sub>	* <sub>≥65</sub>
40	50	54	10					*			* <sub>≥65</sub>	

OBJEDNÁVKA CVBG /  $d_1 \times l$

### STREDIACI ČAP

Mat. 1.2067/ 54 ±2HRC



D	d	R	l	l1	l2	m
12	8	M4	5	8	10	17
14	10	M5	7	8	11	17
16	12	M5	8	10	8	17/27
20	16	M8	10	13	15	22/27
24	18	M8	10	15	16	27
25	18	M8	14	16	16	27/36
30	22	M10	14	20	18	36/46
40	30	M12	18	24	20	46/56
50	40	M14	25	32	25	56
60	46	M16	30	40	30	76

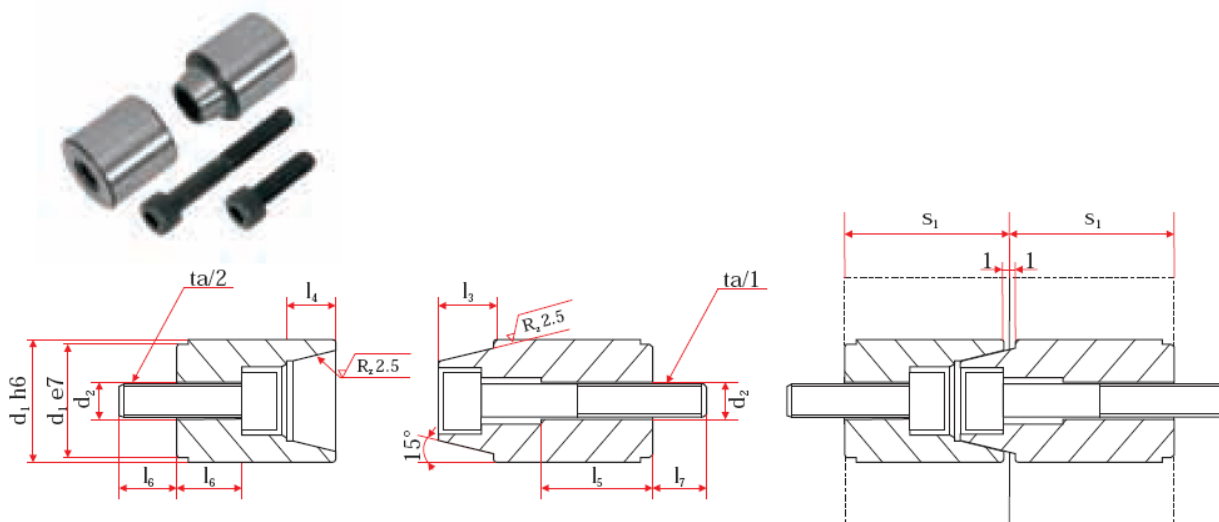
OBJEDNÁVKA UC / D x m

# BR051



## STREDIACI ČAP

Mat. 1.2067/ 54 ±2HRC



Ref.	d <sub>1</sub>	s <sub>1</sub>	d <sub>2</sub>	l <sub>3</sub>	l <sub>4</sub>	l <sub>5</sub>	l <sub>6</sub>	l <sub>7</sub>	l <sub>8</sub>	ta/2	ta/1
BR51/12	12	17	M4	4.5	5	9.6	8.5	8	7.5	M3x25	M3x16
BR51/14	14	17	M5	6	7	12.4	6	7.5	8	M4x25	M4x14
BR51/16	16	17	M5	6	7	12.4	5.8	7.5	8	M4x25	M4x16
BR51/20	20	27	M8	9	10	19.7	10.6	12	9.5	M6x40	M6x20
BR51/25	25	27	M8	10	11	19.7	9.2	11	11	M6x40	M6x20
BR51/26	26	27	M8	10	11	19.7	9.2	11	11	M6x40	M6x20
BR51/30	30	36	M10	14	16	25	12.2	15	13	M8x55	M8x25
BR51/32	32	36	M10	14	16	25	12.2	15	13	M8x55	M8x25
BR51/42	42	46	M10	18	20	27	16.8	16	13	M8x70	M8x30

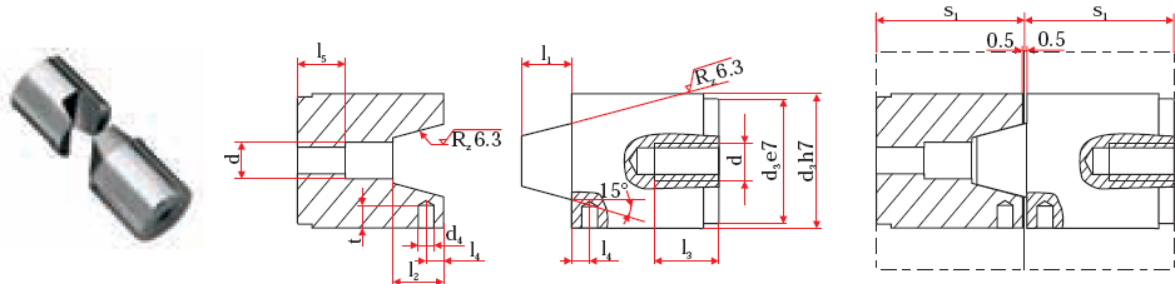
OBJEDNÁVKA BR051 / ...



## BR06

### STREDIACI ČAP

Mat. 1.2343/ 49 ±2HRC



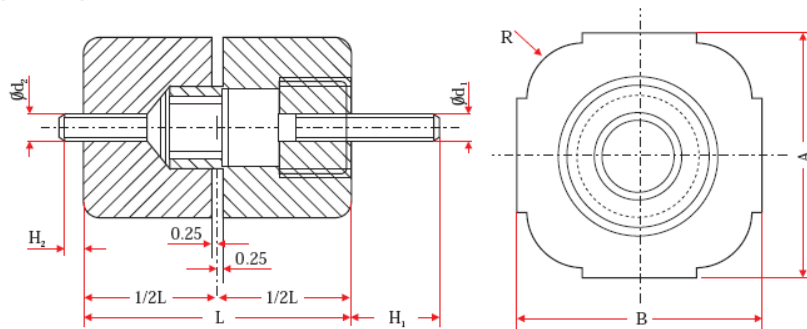
Ref.	$d_3$	$d_4$	$t$	$l_2$	$d$	$s_1$	$l_1$	$l_3$	$l_4$	$l_5$
BR06/30	30	4	5	11.5	M10	36	10.5	20	4.5	16.5
BR06/42	42	5	7	15.5	M10	46	14.5	20	5.5	18.5
BR06/54	54	6	8	18.5	M12	56	17.5	25	7.5	20.5
BR06/80	80	8	11	28.5	M16	76	27.5	30	7.5	25.5

OBJEDNÁVKA BR06 / ...

## BR08

### STREDIACI ČAP

Mat. 1.2343/ 53 ±1HRC

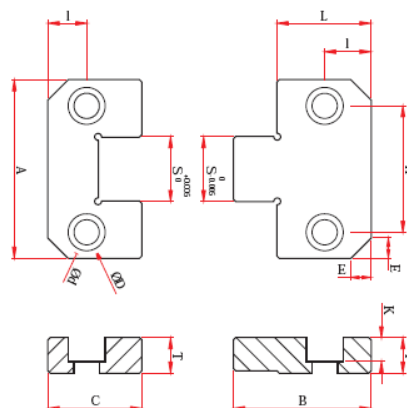
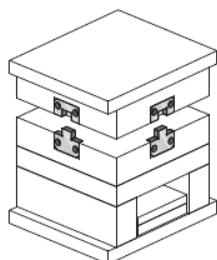


Cod.	A	B	L	$\phi d_1$	$\phi d_2$	$H_1$	$H_2$	R
BR08-20	20	20	28	M5	M4	12	4	4
BR08-25	25	25	32	M6	M5	13	8	5
BR08-32	32	32	36	M8	M6	15	12	6
BR08-40	40	40	45	M10	M8	17	10	6

OBJEDNÁVKA BR08 / ...

# CEL

## SÚPRAVA S BOČNÝM UMIESTNENÍM



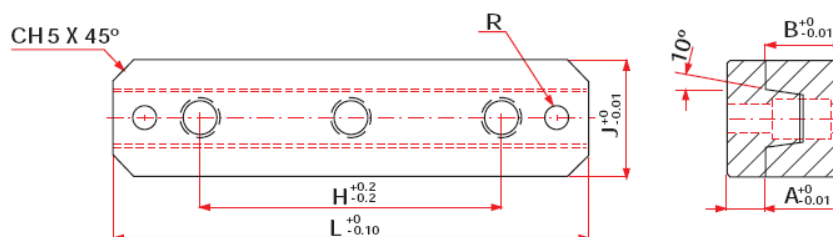
**Tvrdosť: 52-54 HRC**

Mod.	A	B	C	T	L	S	H	I	E	D	d	K
CEL 38	38	24.6	22	13	17	15	22	7	5	9.5	5.5	5.5
CEL 50	50	30	21.5	16	21.5	17	34	11	5	10.5	6.5	8
CEL 75	75	50	36	19	36	25	50	18	8	16.5	10.5	12
CEL 100	100	65	45	19	45	35	70	22	10	16.5	10.5	12
CEL 125	125	65	45	25	45	45	84	22	10	16.5	10.5	12

**OBJEDNÁVKA Mod. CEL-...**

# CER

## SÚPRAVA S OBDĹŽNÍKOVÝM UMIESTNENÍM



**Tvrdosť: 52-54 HRC**

Mod.	L	H	J	A	B	R
CER50	50	*	25	8	17.5	M5
CER100	100	60	30	10	22	M6
CER150	150	100	40	13	25	M8

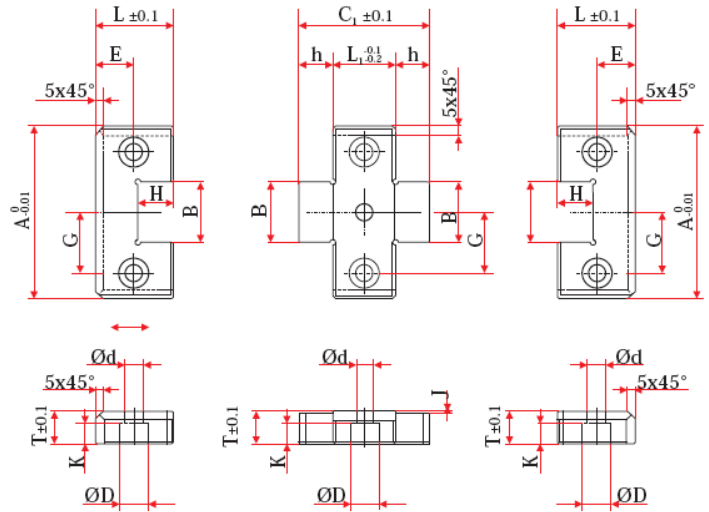
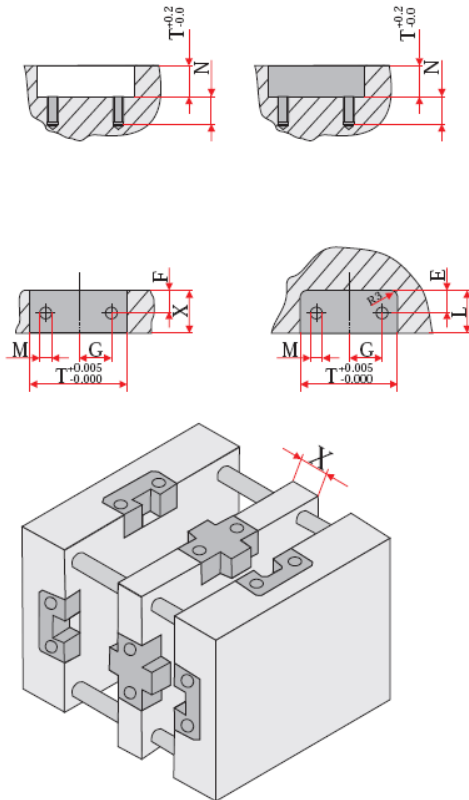
**OBJEDNÁVKA Mod. CER-...**





# CELD

## PRIAMA ZÁMKA



Mat.: 1.7131 -58-60 HRC. Mat.: 1.7131 -55-57 HRC. Mat.: 1.7131 -58-60 HRC.

Ref.	A	X	B	C <sub>1</sub>	D	d	E	F	G	h	H	J	K	L	L <sub>1</sub>	T	M	N
CELD/5026	50	26	17	43	10.5	6.5	11	13	17	8.5	9.5	1.5	8	21.5	26	16	M6	15
CELD/5036	50	36	17	53	10.5	6.5	11	18	17	8.5	9.5	1.5	8	21.5	36	16	M6	15
CELD/7026	75	26	25	54	16.5	10.5	18	13	25	14	15	1.5	12	36	26	19	M10	20
CELD/7036	75	36	25	64	16.5	10.5	18	18	25	14	15	1.5	12	36	36	19	M10	20
CELD/10036	100	36	35	76	16.5	10.5	22	18	35	20	21	1.5	12	45	36	19	M10	20
CELD/10046	100	46	35	86	16.5	10.5	22	23	35	20	21	1.5	12	45	46	19	M10	20
CELD/12536	125	36	45	76	16.5	10.5	22	18	42	20	21	1.5	12	45	36	25	M10	20
CELD/12546	125	46	45	86	16.5	10.5	22	23	42	20	21	1.5	12	45	46	25	M10	20

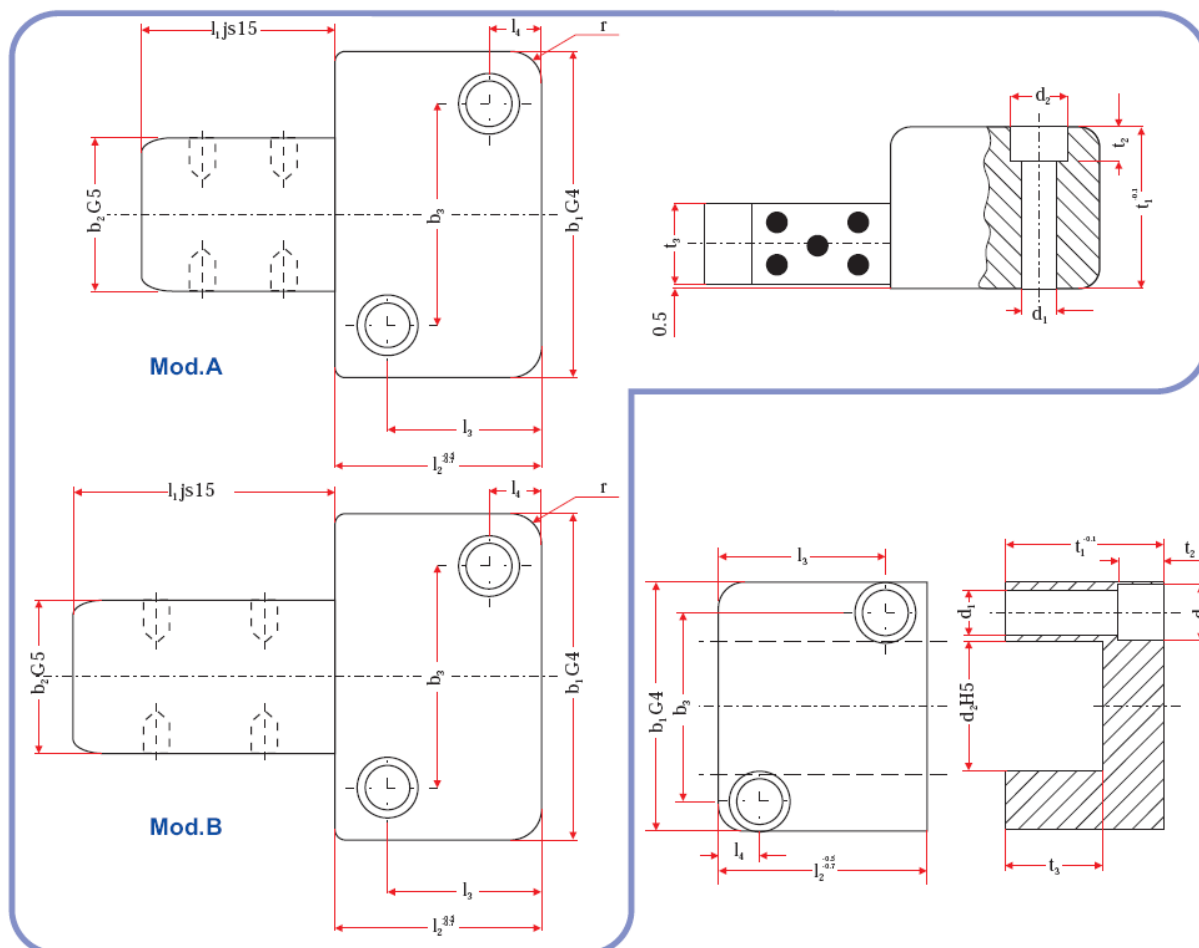
OBJEDNÁVKA CELD/...

# BR07



SAMOMAZNÉ BOČNÉ ZÁMKY

MATERIAL: 1.7131 / 580+40 HV



Cod.	b <sub>1</sub>	b <sub>2</sub>	l <sub>1</sub>	l <sub>2</sub>	t <sub>1</sub>	t <sub>3</sub>	0d <sub>1</sub>	0d <sub>2</sub>	t <sub>2</sub>	b <sub>3</sub>	l <sub>3</sub>	l <sub>4</sub>	r
BR07-40A	40	16	20	22	20	11	6.6	11	6.8	26	15	7	6
BR07-40B	40	16	40	22	20	11	6.6	11	6.8	26	15	7	6
BR07-45A	45	20	25	27	22	13	6.6	11	6.8	31	19	7	6
BR07-45B	45	20	50	27	22	13	6.6	11	6.8	31	19	7	6
BR07-50A	50	25	32	36	25	14	6.6	11	6.8	35	27	9	8
BR07-50B	50	25	63	36	25	14	6.6	11	6.8	35	27	9	8
BR07-63A	63	32	40	46	32	19	9	15	9	45	35	11	8
BR07-63B	63	32	80	46	32	19	9	15	9	45	35	11	8
BR07-85A	85	40	50	56	36	22	11	18	11	60	40	15	10
BR07-85B	85	40	100	56	36	22	11	18	11	60	40	15	10
BR07-100A	100	50	56	66	40	24	14	20	13	74	48	18	10
BR07-100B	100	50	112	66	40	24	14	20	13	74	48	18	10

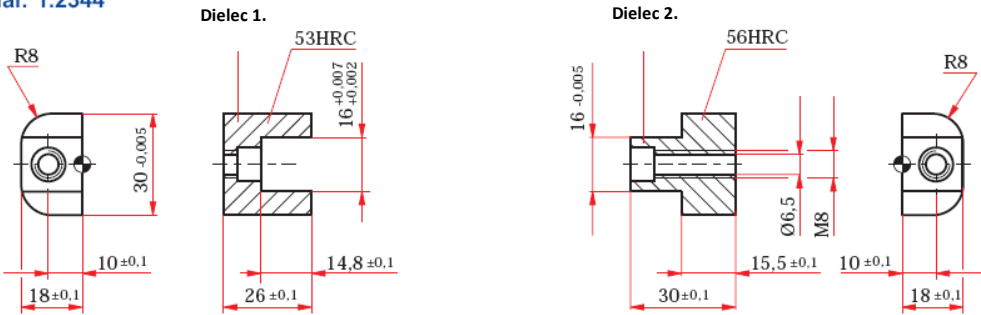
OBJEDNÁVKA BR07-...



## BR50/0

### STREDIACI PRVOK

Material: 1.2344

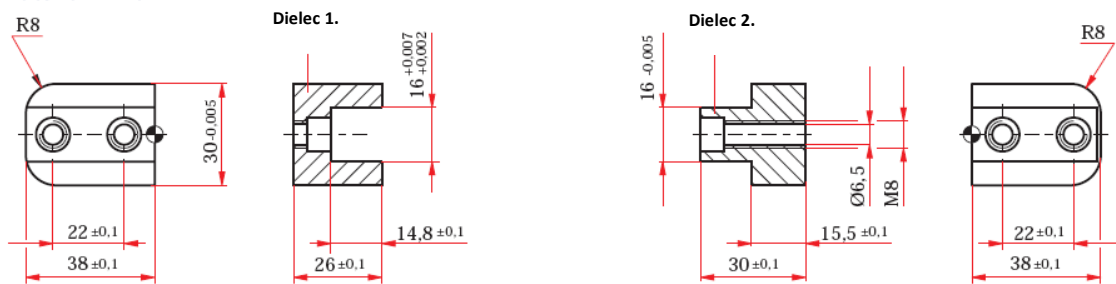


OBJEDNÁVKA Ref./BR50/0

## BR50/1

### STREDIACI PRVOK

Material: 1.2344

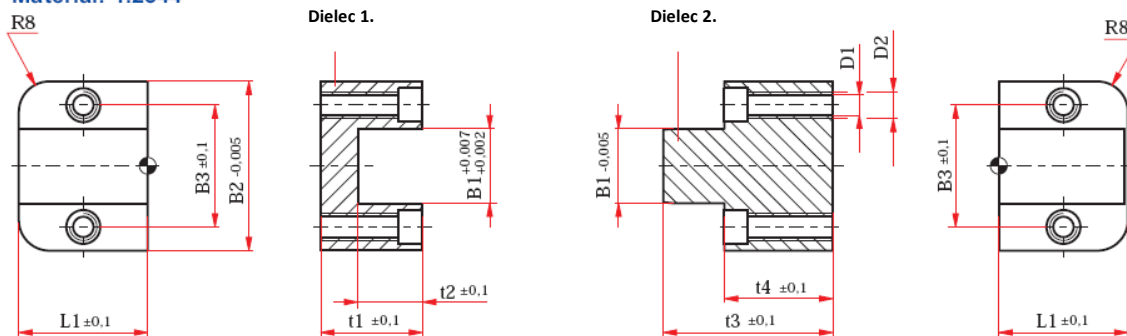


OBJEDNÁVKA Ref./BR50/1

## BR50/2-3

### STREDIACI PRVOK

Material: 1.2344



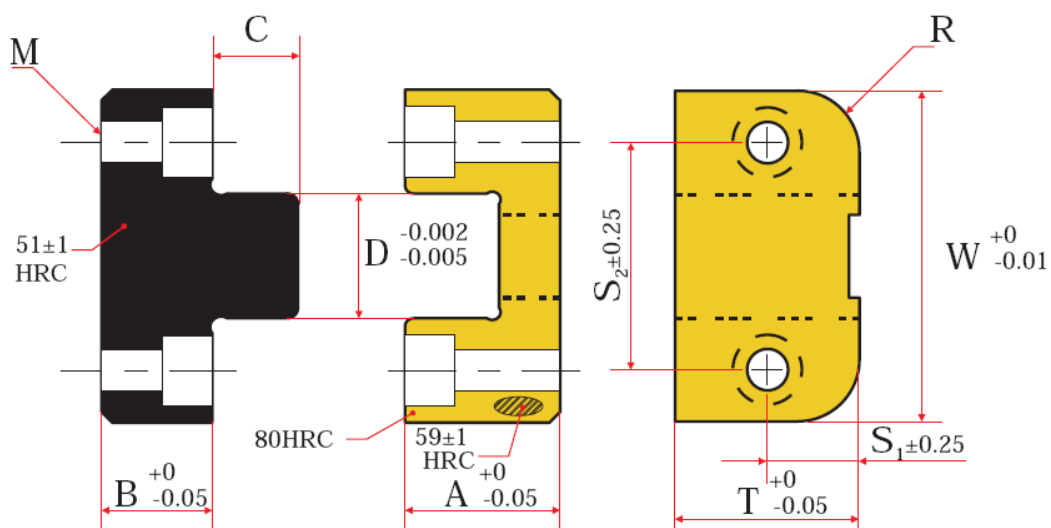
Ref.	B1	B2	B3	t1	t2	t3	t4	L1	D1	D2
BR50/2	20	50	35	29.8	20	48.8	29.8	38	6.5	M8
BR50/3	30	75	52	39.8	25	63.8	39.8	38	8.3	M10

OBJEDNÁVKA Ref.

# BR152



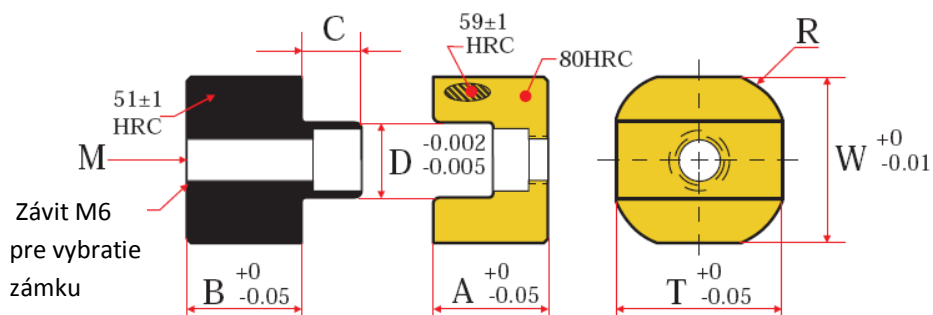
## STREDIACI PRVOK



T	W	A	B <sub>1</sub>	C	D	S <sub>1</sub>	S <sub>2</sub>	R	M
20	20	14	14	7	9	CENTER	CENTER	5	M4
26	35	25	15	16	11	13	23	8	M5
30	45	25	15	16	15	15	30	8	M6
36	55	30	20	20	20	18	37.5	8	M8
36	75	35	20	26	30	18	52	8	M10
45	100	60	20	41	40	22.5	70	8	M10

OBJEDNÁVKA: BR152/TxW

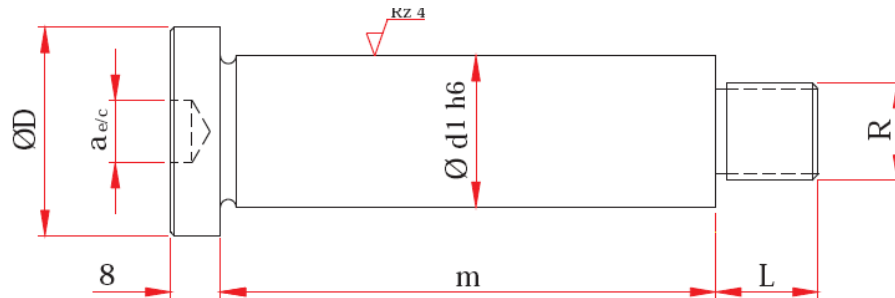
### Špecifikácia BR152/20x20





**TGM**

**UPÍNACÍ STĚPIK SO ZÁRAŽKOU**



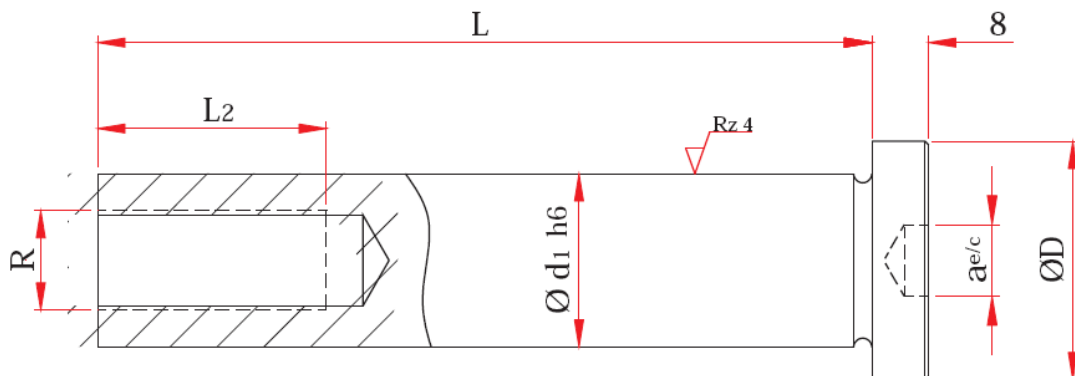
**Tvrdość: 60-62 HRC**

					m								
d1	D	a	L	R	40	50	60	80	100	125	150	175	200
14	20	8	16	M10	*	*	*	*	*	*	*		
20	26	10	20	M14			*	*	*	*	*	*	*

**OBJEDNÁVKA: TGM / d1 x m**

**TGH**

**STĚPIK SO ZÁRAŽKOU**



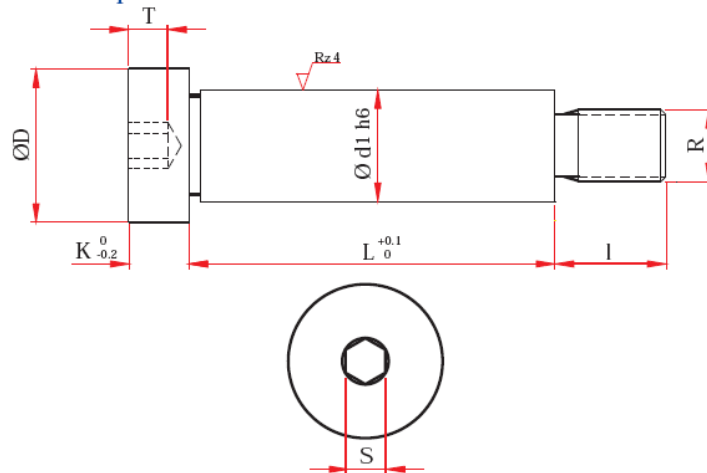
**Tvrdość: 60-62 HRC**

									L										
d1	D	d2	a	c	d	e	L2	R	40	50	60	80	100	125	150	175	200	225	250
14	20	8.5	8	4	2	6	18	M8	*	*	*	*	*	*	*	*	*		
14	20	8.5	8	4	2	8	18	M10	*	*	*	*	*	*	*	*	*		
20	26	10.5	10	6	2	8	25	M12			*	*	*	*	*	*	*	*	*
20	26	14.5	10	6	2	8	25	M14			*	*	*	*	*	*	*	*	*

**OBJEDNÁVKA: TGH / d1 x L/R**

## UPÍNACIA SKRUTKA

Material : 120 - 140 Kp/mm



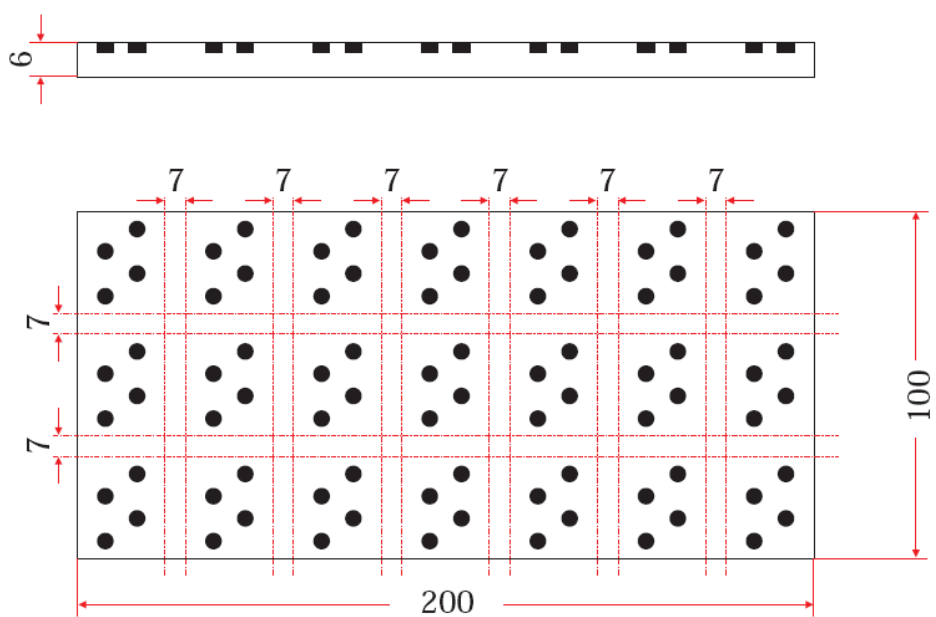

	d1	6	8	10	12	16	20	25
	D	9	11	14	18	22	28	36
	K	4	5	6	8	10	12	16
	l	8	10	12	16	20	25	32
	S	3	4	5	6	8	10	14
	T	2.5	3	4	5	6	8	11
	R	M5	M6	M8	M10	M12	M16	M20
L	10	*						
	12	*	*					
	16	*	*	*	*			
	20	*	*	*	*			
	25	*	*	*	*			
	30	*	*	*	*	*		
	40	*	*	*	*	*	*	
	50		*	*	*	*	*	
	60		*	*	*	*	*	
	70			*	*	*	*	
	80			*	*	*	*	*
	90			*	*	*	*	*
	100				*	*	*	*
	110				*	*	*	*
	120				*	*	*	*
	125						*	*
160						*	*	
200							*	

OBJEDNÁVKA: TPM / R x L



# AUH

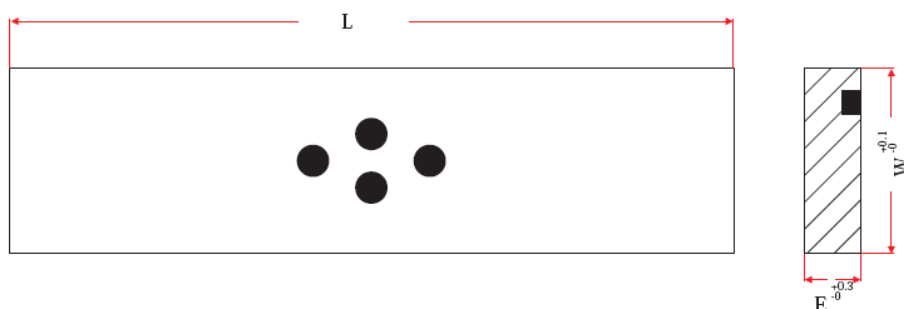
ŠPECIÁLNA SAMOMAZNÁ NOSNÁ DOSKA AUH



OBJEDNÁVKA: AUH

# BGPS

ŠPECIÁLNA SAMOMAZNÁ NOSNÁ DOSKA BGPS

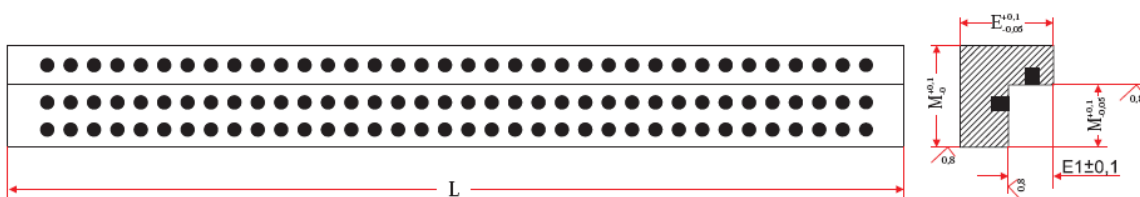


W	E	L
50	10	605

OBJEDNÁVKA: BGPS

# BGES

SAMOMAZNÁ DOSKA V TVARE L BGES



Cod.	M	E	$M_1$	$E_1$	L
BGES-1	12	20	6	5	305
BGES-2	15	25	8	7	305

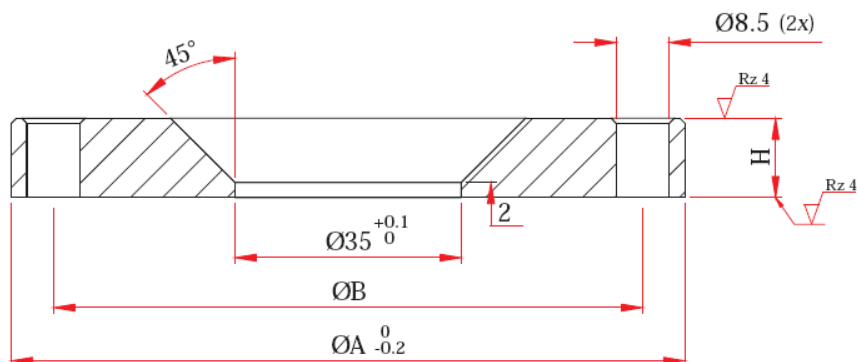
ORDER / commande / forma de pedido / forma de pedido: BGES-...  
OBJEDNÁVKA: BGES-...





**DC**

**POLOHOVACÍ KRÚŽOK**

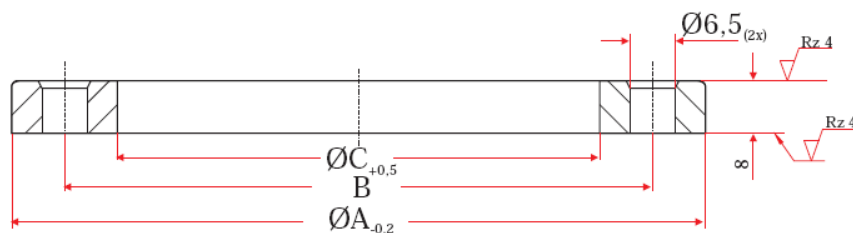


A	70	80	90	100	110	120	125	150	160	175	200
B	59	65	70	75	80	84	86	118	118	130	142
H	8 ó 12										

**OBJEDNÁVKA: DC / A x H**

**DC0**

**POLOHOVACÍ KRÚŽOK**



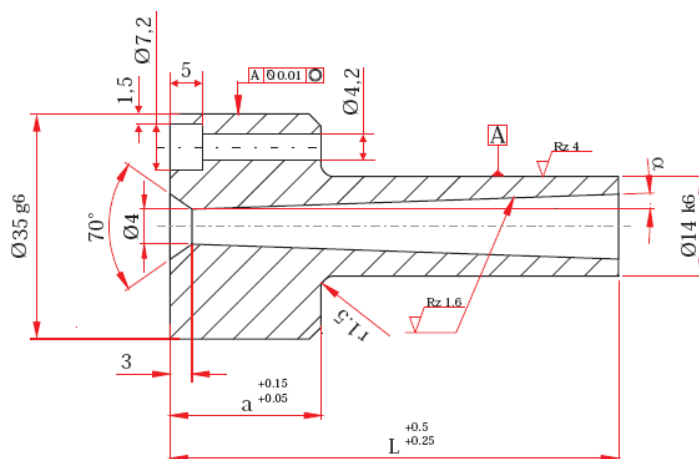
A	80	90	100	110	120	125	130
B	70	77.5	85	95	105	110	115
C	60	65	70	80	90	95	100

**OBJEDNÁVKA: DC0/A**

# B1-B1T

## VTOKOVÁ VLOŽKA

B1 / 21 - 23 Hrc  
B1T / 58 - 60 Hrc



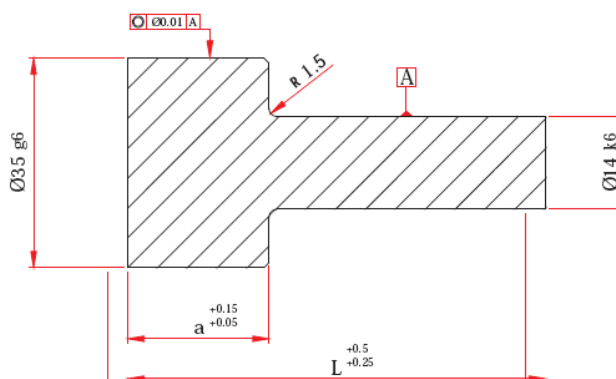
	L								
	$\alpha=2^\circ$						$\alpha=1^\circ$		
a	27	36	46	51	60	70	70	100	128
12	*	*	*				*	*	*
24				*	*	*	*	*	*

OBJEDNÁVKA: B1 – B1T / a x L

# B2

## VTOKOVÁ VLOŽKA

B2 / 21 - 23 Hrc



	L						
	a	27	36	46	51	60	70
12	*	*	*			*	*
24				*	*	*	*

OBJEDNÁVKA: B2 / a x L

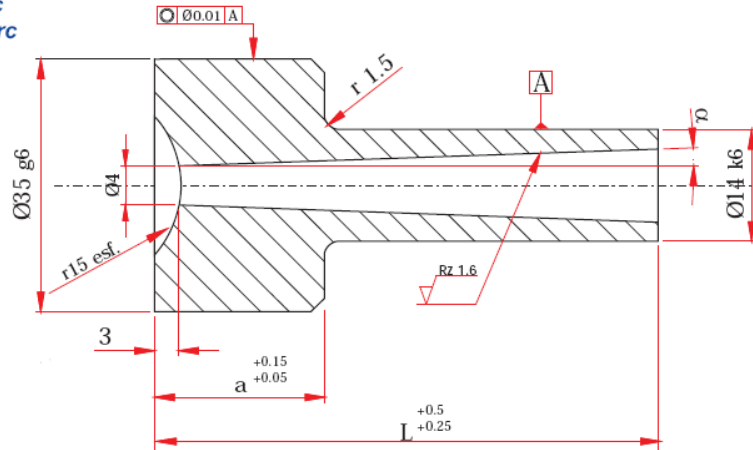


## B3-B3T

### VTOKOVÁ VLOŽKA

B3 / 21 - 23 Hrc

B3T / 58 - 60 Hrc



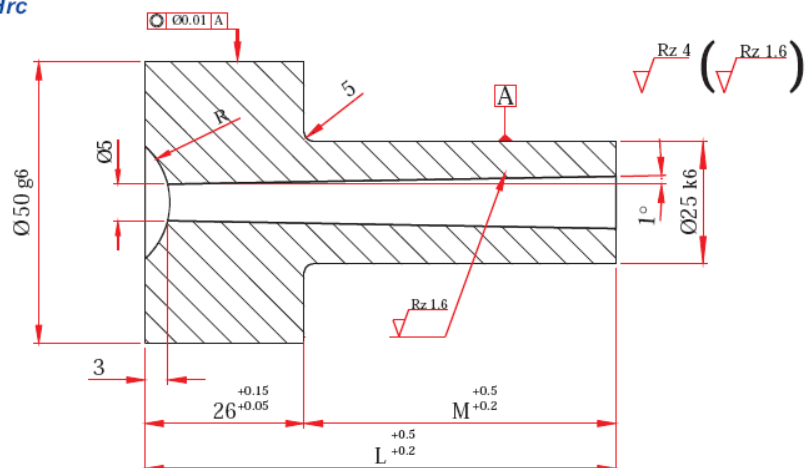
		L							
		$\alpha=2^\circ$					$\alpha=1^\circ$		
a		27	36	46	51	60	70	70	100
12		*	*	*				*	*
24					*	*	*		*

OBJEDNÁVKA: B3 - B3T / a x L

## B4

### VTOKOVÁ VLOŽKA

B4 / 21 - 23 Hrc



M	76.5	86.5	96.5	106.5	116.5	126.5	136.5	156.5
L	102.5	112.5	122.5	132.5	142.5	152.5	162.5	182.5
R: 15								

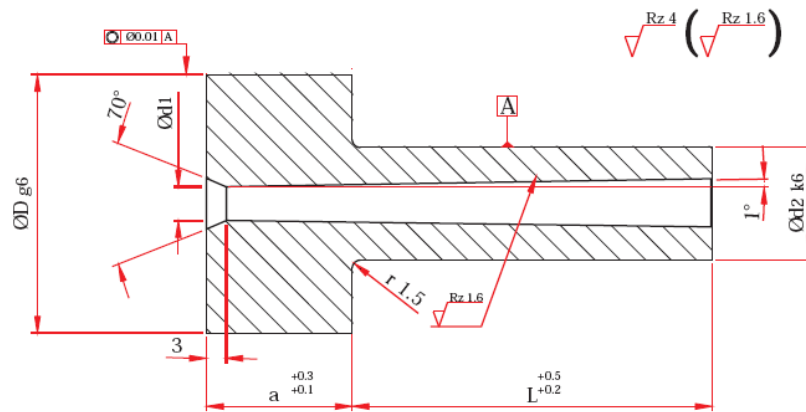
OBJEDNÁVKA: B4 / L

# B7



## VTOKOVÁ VLOŽKA

B7 / 21 - 23 Hrc



				L						
D	a	d2	d1	27	36	46	56	76	96	116
35	18	18	4	*	*	*	*	*	*	*

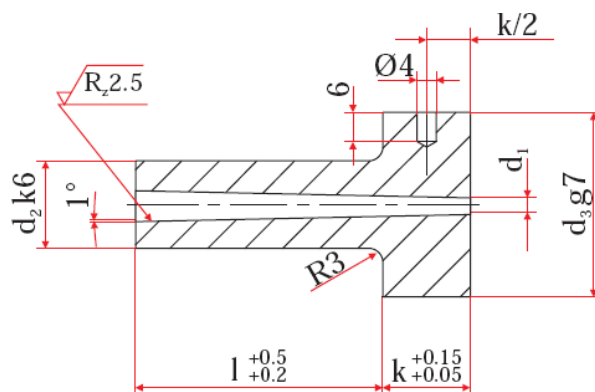
OBJEDNÁVKA: B7 / L



## BR51/BR511

VTOKOVÁ VLOŽKA

Mat.: 1.2826/55±2HRC



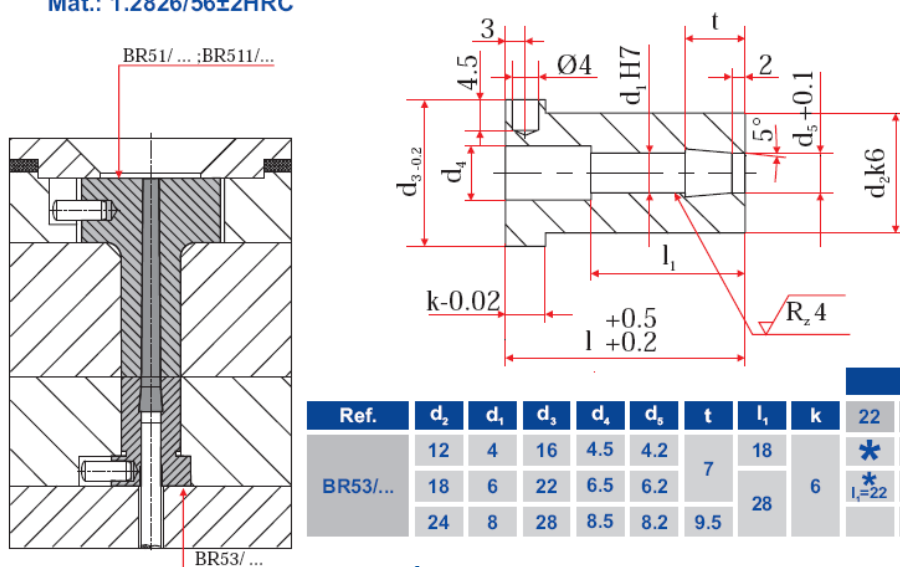
Ref.	d <sub>2</sub>	d <sub>1</sub>	d <sub>3</sub>	k	l						
					22	27	36	46	56	76	96
BR51/...	18	3.5	38	18		*	*	*	*	*	*
		4.5			*	*	*	*	*	*	
	24	4.5	48	23			*	*	*	*	*
		6.5			*	*	*	*	*	*	
BR511/...	12	2.5	28	13	*	*	*	*			
		3.5			*	*	*	*	*	*	

OBJEDNÁVKA: REF/d<sub>2</sub>xl/d<sub>1</sub>

## BR53

VSTUPNÝ VTOKOVÝ KANÁL

Mat.: 1.2826/56±2HRC

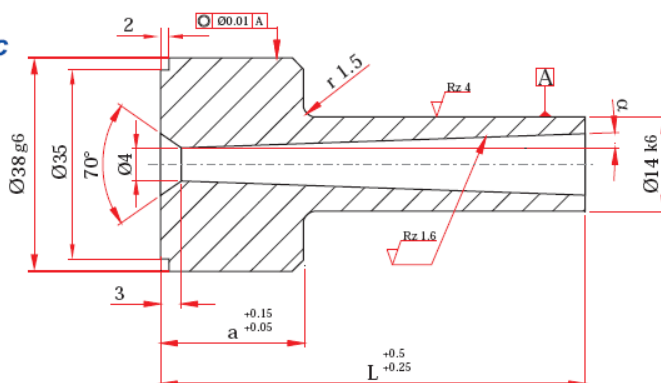


Ref.	d <sub>2</sub>	d <sub>1</sub>	d <sub>3</sub>	d <sub>4</sub>	d <sub>5</sub>	t	l <sub>1</sub>	k	l							
									22	27	36	46	56	76	96	
BR53/...	12	4	16	4.5	4.2	7	18	6	*	*	*	*				
	18	6	22	6.5	6.2				* <sub>l1=22</sub>	* <sub>l1=27</sub>	*	*	*	*		
	24	8	28	8.5	8.2				9.5		*	*	*	*	*	

OBJEDNÁVKA: BR53/d<sub>2</sub>xl

# B11/B11T

VTOKOVÁ VLOŽKA  
 B11 / 21 - 23 Hrc  
 B11T / 58 - 60 Hrc

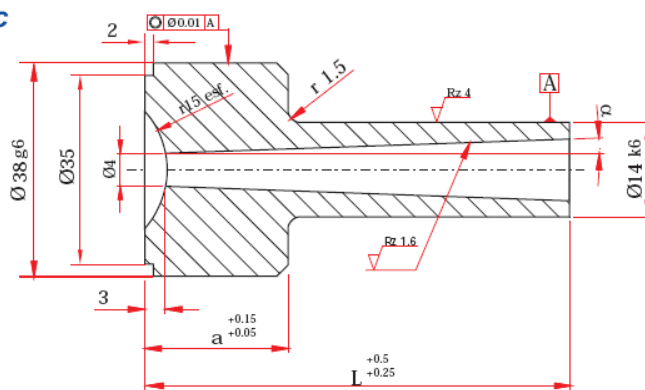


a	L						L	
	$\alpha=2^\circ$						$\alpha=1^\circ$	
a	29	38	48	51	60	70	70	100
12	*	*	*				*	*
24				*	*	*		*

OBJEDNÁVKA: B11-B11T / a x l

# B31/B31T

VTOKOVÁ VLOŽKA  
 B31 / 21 - 23 Hrc  
 B31T / 58 - 60 Hrc

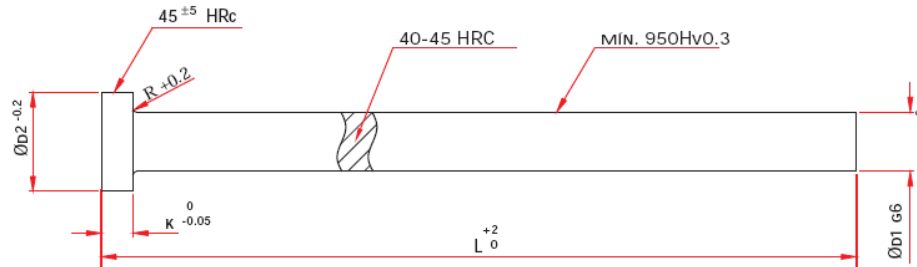


a	L						L	
	$\alpha=2^\circ$						$\alpha=1^\circ$	
a	29	38	48	51	60	70	70	100
12	*	*	*				*	*
24				*	*	*		*

OBJEDNÁVKA: B31-B31T / a x l

# A

VYHADZOVAČ KALENÝ ČIERNY NITRIDOVANÝ MoS<sub>2</sub> POVLAKOVANÝ



MAT.: 1.2344 / MoS<sub>2</sub>  
DIN 1530A / ISO 6751

Max. pracovná teplota: 550 °C

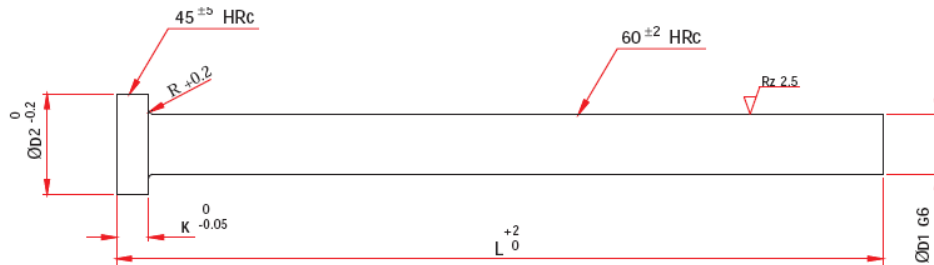
				L										
d1	d2	k	R	100	125	160	200	250	315	400	500	630	800	1000
1	2.5	1.2	0.2	*	*	*	*							
1.2	2.5	1.2	0.2	*	*	*	*							
1.5	3	1.5	0.2	*	*	*	*							
2	4	2	0.2	*	*	*	*	*	*					
2.2	4	2	0.2	*	*	*	*	*	*					
2.5	5	2	0.3	*	*	*	*	*	*					
2.7	5	2	0.3	*	*	*	*	*	*					
3	6	3	0.3	*	*	*	*	*	*	*	*			
3.2	6	3	0.3	*	*	*	*	*	*	*				
3.5	7	3	0.3	*	*	*	*	*	*	*				
3.7	7	3	0.3	*	*	*	*	*	*	*				
4	8	3	0.3	*	*	*	*	*	*	*	*			
4.2	8	3	0.3	*	*	*	*	*	*	*	*			
4.5	8	3	0.3	*	*	*	*	*	*	*	*			
5	10	3	0.3	*	*	*	*	*	*	*	*	*	*	*
5.2	10	3	0.3	*	*	*	*	*	*	*	*			
5.5	10	3	0.3	*	*	*	*	*	*	*	*			
6	12	5	0.5	*	*	*	*	*	*	*	*	*	*	*
6.2	12	5	0.5	*	*	*	*	*	*	*	*	*		
6.5	12	5	0.5	*	*	*	*	*	*	*	*	*		
7	12	5	0.5	*	*	*	*	*	*	*	*	*		
8	14	5	0.5	*	*	*	*	*	*	*	*	*	*	*
8.2	14	5	0.5	*	*	*	*	*	*	*	*	*		
8.5	14	5	0.5	*	*	*	*	*	*	*	*	*		
9	14	5	0.5	*	*	*	*	*	*	*	*	*		
10	16	5	0.5	*	*	*	*	*	*	*	*	*	*	*
10.2	16	5	0.5	*	*	*	*	*	*	*	*	*		
10.5	16	5	0.5	*	*	*	*	*	*	*	*	*		
11	16	5	0.5	*	*	*	*	*	*	*	*	*		
12	18	7	0.8	*	*	*	*	*	*	*	*	*	*	*
12.2	18	7	0.8	*	*	*	*	*	*	*	*	*		
12.5	18	7	0.8	*	*	*	*	*	*	*	*	*		
14	22	7	0.8	*	*	*	*	*	*	*	*	*	*	*
16	22	7	0.8	*	*	*	*	*	*	*	*	*	*	*
18	24	7	0.8	*	*	*	*	*	*	*	*	*	*	*
20	26	8	1.0	*	*	*	*	*	*	*	*	*	*	*
25	32	10	1.0			*	*	*	*	*	*	*	*	*
32	40	10	1.0			*	*	*	*	*	*	*	*	*

OBJEDNÁVKA: A / d1 x L



VYHADZOVAČ KALENÝ

AH



MAT.: 1.2210 / 58-62 HRC  
DIN 1530AH

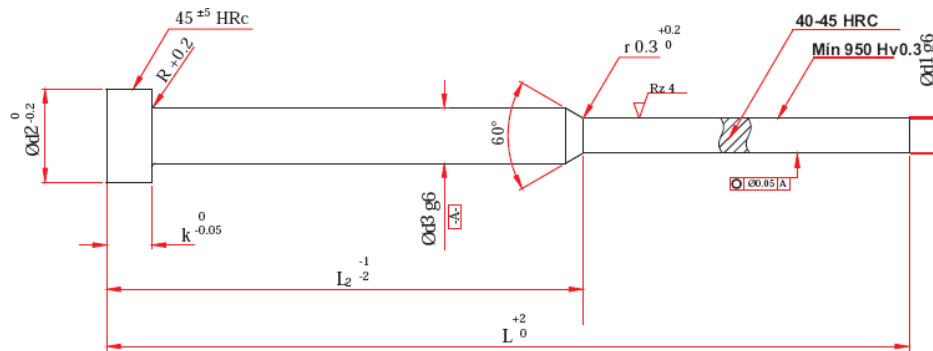
Max. pracovní teplota: 220 °C

d1	d2	k	R	L						
				100	125	160	200	250	315	400
1.5	3	1.5	0.2	*	*	*	*			
1.6	3	1.5		*	*	*	*			
1.7	3	1.5		*	*	*	*			
1.8	3	1.5		*	*	*	*			
2	4	2	0.3	*	*	*	*	*	*	
2.2	4	2		*	*	*	*	*	*	
2.5	5	2		*	*	*	*	*	*	
2.7	5	2		*	*	*	*	*	*	
3	6	3		*	*	*	*	*	*	*
3.2	6	3		*	*	*	*	*	*	*
3.5	7	3		*	*	*	*	*	*	*
3.7	7	3		*	*	*	*	*	*	*
4	8	3		*	*	*	*	*	*	*
4.2	8	3		*	*	*	*	*	*	*
4.5	8	3	0.5	*	*	*	*	*	*	*
4.7	8	3		*	*	*	*	*	*	*
5	10	3		*	*	*	*	*	*	*
5.2	10	3		*	*	*	*	*	*	*
5.5	10	3		*	*	*	*	*	*	*
6	12	5		*	*	*	*	*	*	*
6.2	12	5		*	*	*	*	*	*	*
6.5	12	5		*	*	*	*	*	*	*
7	12	5		*	*	*	*	*	*	*
8	14	5		*	*	*	*	*	*	*
8.2	14	5	0.8	*	*	*	*	*	*	*
8.5	14	5		*	*	*	*	*	*	*
9	14	5		*	*	*	*	*	*	*
10	16	5		*	*	*	*	*	*	*
10.2	16	5		*	*	*	*	*	*	*
10.5	16	5		*	*	*	*	*	*	*
11	16	5		*	*	*	*	*	*	*
12	18	7		*	*	*	*	*	*	*
12.2	18	7		*	*	*	*	*	*	*
12.5	18	7		1.0	*	*	*	*	*	*
14	22	7	*		*	*	*	*	*	*
16	22	7	*		*	*	*	*	*	*
18	24	7	*		*	*	*	*	*	*
20	26	8		*	*	*	*	*	*	*

OBJEDNÁVKA: AH / d1 x L



VYHADZOVAČ ČIERNY NITRIDOVANÝ MoS2 ODSADENÝ



MAT.: 1.2344/MoS2

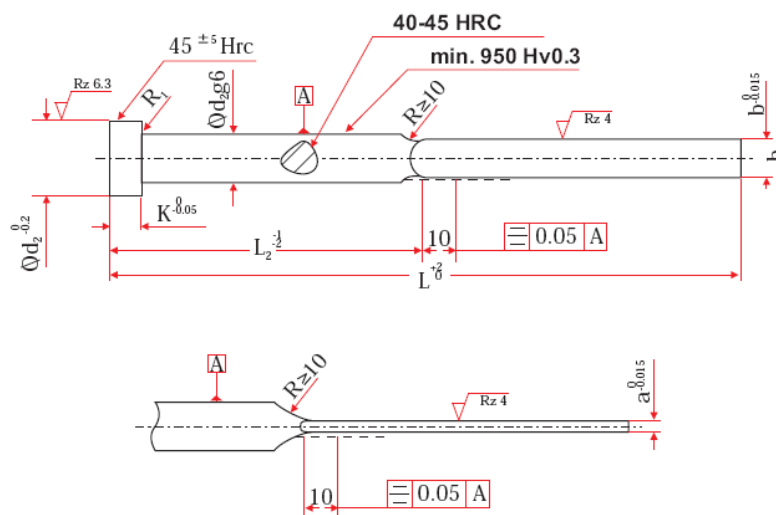
DIN 1530A / ISO 8694

Max. pracovná teplota: 550 °C

					L2				
					32	50	50	63	80
					L				
d1	d2	d3	k	R	80	100	125	160	200
0.8					*	*	*	*	
0.9					*	*	*	*	
1					*	*	*	*	*
1.1	4	2	2	0.2	*	*	*	*	
1.2					*	*	*	*	
1.3					*	*	*	*	
1.4					*	*	*	*	
1.5					*	*	*	*	*
1.6					*	*	*	*	*
1.7					*	*	*	*	*
1.8					*	*	*	*	*
1.9					*	*	*	*	*
2					*	*	*	*	*
2.1					*	*	*	*	*
2.2	6	3	3	0.3	*	*	*	*	*
2.3					*	*	*	*	*
2.4					*	*	*	*	*
2.5						*	*	*	*
2.6						*	*	*	*
2.7						*	*	*	*
2.8						*	*	*	*
2.9						*	*	*	*
3						*	*	*	*
3.1						*	*	*	*
3.2						*	*	*	*
3.3	8	4	3	0.3		*	*	*	*
3.4						*	*	*	*
3.5						*	*	*	*

OBJEDNÁVKA: CN / d1 x L

## PLOCHÝ VYHADZOVAČ ČIERNY NITRIDOVANÝ MoS<sub>2</sub> TYP ALN



**MAT.: 1.2344/MoS<sub>2</sub>**  
**DIN 1530 / ISO 8693**

**Max. pracovná teplota: 550 °C**

a	b	d <sub>1</sub>	d <sub>2</sub>	k	R <sub>1</sub>	L <sub>2</sub>									
						L									
						40	50	60	80	100	125	160	200		
						80	100	125	160	200	250	315	400		
0.8						*	*	*	*						
1	3.5	4	8	3	0,3	*	*	*	*						
1.2						*	*	*	*						
0.8						*	*	*	*	*					
1	3.8	4.2	8	3	0,3	*	*	*	*	*					
1.2						*	*	*	*	*	*				
1						*	*	*	*	*	*	*			
1.2	4.5	5	10			*	*	*	*	*					
1.5						*	*	*	*	*	*				
1						*	*	*	*	*	*				
1.2	5.5	6	12	5	0,5	*	*	*	*	*	*				
1.5						*	*	*	*	*	*	*			
2						*	*	*	*	*	*	*	*		
1.2	*	*	*			*	*	*	*	*	*				
1.5	7.5	8	14					*	*	*	*	*	*		
2								*	*	*	*	*	*	*	
1.5	9.5	10	16	7	0,8		*	*	*	*	*	*	*		
2						*	*	*	*	*	*	*	*	*	*
2						*	*	*	*	*	*	*	*	*	*
2	11.5	12	20						*	*	*	*	*	*	
2.5									*	*	*	*	*	*	
2	15.5	16	22						*	*	*	*	*	*	*
2.5							*	*	*	*	*	*	*	*	

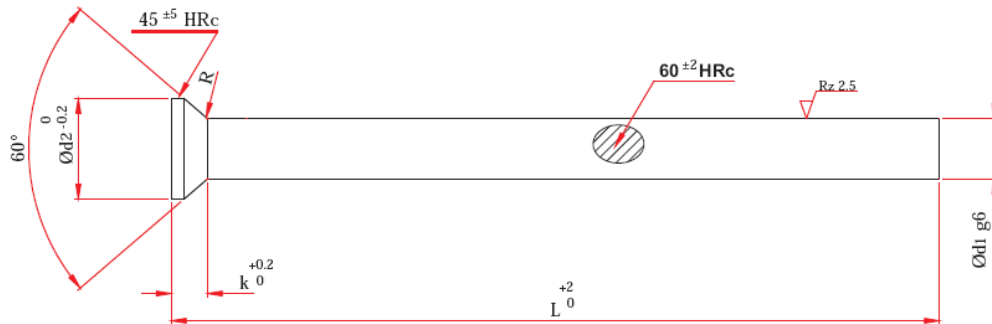
**OBJEDNÁVKA: ALN / d<sub>1</sub> x b x L**

● **NEDRŽÍME SKLADOM**



D

VYHADZOVAČ KALENÝ



MAT.: 1.2210 / 58-62 HRC  
DIN 1530D

Max. pracovná teplota: 220 °C

d1	d2	k	R	L								
				70	80	100	125	150	160	200	250	315
1	1.8	1.19	0.4	*		*	*		*	*		
1.1	1.8	1.11		*		*	*		*	*		
1.2	2.0	1.19		*		*	*		*	*		
1.25	2.0	1.15		*		*	*		*	*		
1.3	2.0	1.11		*		*	*		*	*		
1.4	2.2	1.19		*		*	*		*	*		
1.5	2.2	1.11			*	*	*	*	*	*		
1.6	2.5	1.28		*		*	*		*	*		
1.7	2.5	1.19		*		*	*		*	*		
1.75	2.8	1.41		*		*	*		*	*		
1.8	2.8	1.37		*		*	*		*	*		
1.9	2.8	1.28		*		*	*		*	*		
2	3	1.37			*	*	*	*	*	*	*	*
2.1	3	1.45		*		*	*		*	*		
2.2	3.2	1.37		*		*	*		*	*		
2.25	3.5	1.59		*		*	*		*	*		
2.3	3.5	1.54		*		*	*		*	*		
2.4	3.5	1.45		*		*	*		*	*		
2.5	3.5	1.37			*	*	*	*	*	*	*	
2.6	4	1.71		*		*	*		*	*		
2.7	4	1.63	*		*	*		*	*			
2.75	4	1.59	*		*	*		*	*			
2.8	4	1.54	*		*	*		*	*			
2.9	4	1.45	*		*	*		*	*			

OBJEDNÁVKA: D / d1 x L

# D

VYHADZOVAČ KALENÝ

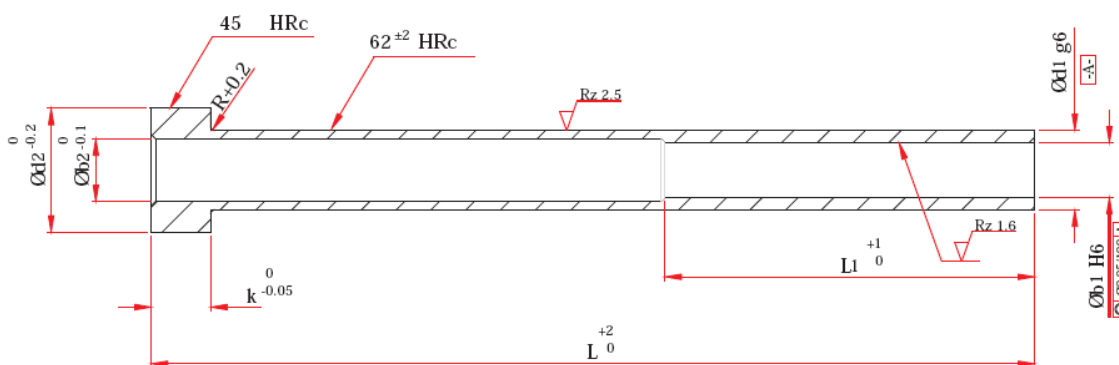


d1	d2	k	R	L									
				70	80	100	125	150	160	200	250	315	
3	4.5	1.8	0.6		*	*	*	*	*	*	*	*	*
3.1	4.5	1.71		*		*	*		*	*			
3.2	4.5	1.63		*		*	*		*	*			
3.25	4.5	1.59		*		*	*		*	*			
3.3	4.5	1.63		*		*	*		*	*			
3.4	4.5	1.59		*		*	*		*	*			
3.5	5	1.8			*	*	*	*	*	*	*		
3.6	5	1.71		*		*	*		*	*			
3.7	5	1.8		*		*	*		*	*			
3.75	5	1.59		*		*	*		*	*			
3.8	5	1.71		*		*	*		*	*			
3.9	5.5	1.8		*		*	*		*	*			
4	5.5	1.8			*	*	*	*	*	*	*	*	*
4.1	5.5	1.71		*		*	*		*	*			
4.2	5.5	1.63		*		*	*		*	*			
4.25	5.5	1.59		*		*	*		*	*			
4.4	5.5	1.59		*		*	*		*	*			
4.5	6	1.8			*	*	*	*	*	*	*		
4.6	6	1.71		*		*	*		*	*			
4.75	6	1.59		*		*	*		*	*			
5	6.5	1.8			*	*	*	*	*	*	*	*	*
5.1	6.5	1.71		*		*	*		*	*			
5.2	6.5	1.63		*		*	*		*	*			
5.25	6.5	1.59		*		*	*		*	*			
5.3	6.5	1.63	*		*	*		*	*				
5.4	6.5	1.59	*		*	*		*	*				
5.5	7	1.8		*	*	*	*	*	*	*			
5.6	7	1.71	*		*	*		*	*				
5.75	7	1.59	*		*	*		*	*				
6	8	2.23		*	*	*	*	*	*	*	*	*	
6.5	9	3.17	*		*	*		*	*	*			
7	9	2.73		*	*	*	*	*	*	*	*	*	
7.5	10	3.17	*		*	*		*	*	*			
8	10	2.73		*	*	*	*	*	*	*	*	*	
8.5	11	3.17	*		*	*		*	*	*			
9	11	2.73		*	*	*	*	*	*	*	*	*	
10	12	2.73		*	*	*	*	*	*	*	*	*	
12	14	2.73		*	*	*	*	*	*	*	*	*	
14	16	3.23		*	*	*	*	*	*	*	*	*	
16	18	3.23		*	*	*	*	*	*	*	*	*	

OBJEDNÁVKA: D / d1 x L



TRUBKOVÝ VYHADZOVAČ TYP ET



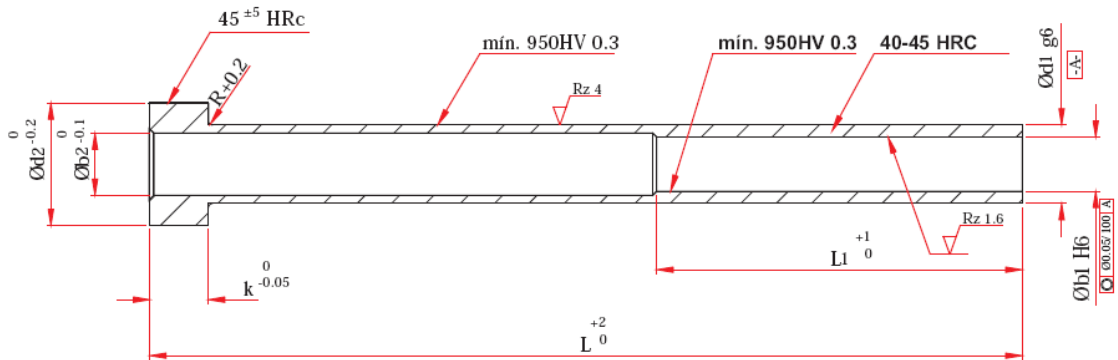
MAT.: 1.2210 / 58-62 HRC  
DIN 16576 / ISO 8405

Max. pracovní teplota: 220 °C

b1	d1	b2	d2	k	L1	R	L											
							75	100	125	150	175	200	225	250	275	300		
1.6	3	2	6	3	35	0.3	*	*	*									
2	4	2.4	8				*	*	*	*	*	*						
2.2	4	2.5	8				*	*	*	*	*	*						
2.5	5	3	10				*	*	*	*	*	*						
2.7	5	3	10				*	*	*	*								
3	5	3.3	10				*	*	*	*	*	*	*	*	*	*	*	*
3.2	5	3.5	10				*	*	*	*	*	*						
3.5	6	4	12				*	*	*	*	*	*	*	*	*	*	*	*
3.7	6	4	12				*	*	*	*	*	*						
4	6	4.5	12				*	*	*	*	*	*	*	*	*	*	*	*
4.2	8	5	14	5	45	0.5	*	*	*	*	*	*						
4.5	8	5.3	14				*	*	*	*	*	*	*	*	*	*	*	
5	8	5.5	14				*	*	*	*	*	*	*	*	*	*	*	
5.2	8	5.5	14				*	*	*	*	*	*						
5.5	9	6	16				*	*	*	*	*	*	*	*	*	*	*	
6	10	6.5	16				*	*	*	*	*	*	*	*	*	*	*	
6.2	10	6.5	16				*	*	*	*	*	*	*	*	*	*	*	
8	12	8.5	20				*	*	*	*	*	*	*	*	*	*	*	
8.2	12	8.5	20				*	*	*	*	*	*	*	*	*			
10	14	10.5	22				*	*	*	*	*	*	*	*	*	*	*	
10.5	14	11	22	7	50	0.8		*	*	*	*	*	*	*				
12	16	12.5	22				*	*	*	*	*	*	*	*	*	*	*	
12.5	16	13	22				*	*	*	*	*	*	*	*	*	*	*	
							*	*	*	*	*	*	*	*	*	*	*	

OBJEDNÁVKA: ET / b1 x L

## TRUBKOVÝ VYHADZOVAČ SVETLÝ NITRIDOVANÝ TYP ET



MAT.: 1.2344  
DIN 16756 / ISO 8405

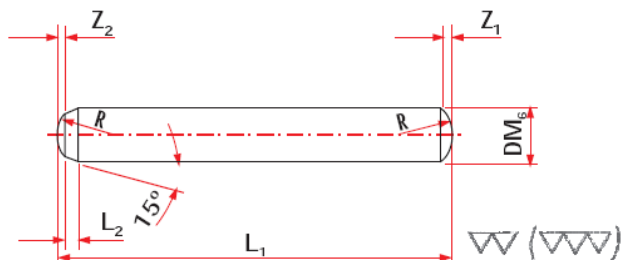
Max. pracovní teplota: 550 °C

b1	d1	b2	d2	k	L1	R	L												
							75	100	125	150	175	200	225	250	275	300			
1.6	3	2	6	3	35	0.3	*	*	*										
2	4	2.4	8				*	*	*	*	*	*							
2.2	4	2.5	8				*	*	*	*	*	*							
2.5	5	3	10				*	*	*	*	*	*							
2.7	5	3	10				*	*	*	*	*	*							
3	5	3.3	10				*	*	*	*	*	*	*	*	*	*	*	*	*
3.2	5	3.5	10	5	45	0.5	*	*	*	*	*	*	*	*	*	*	*		
3.5	6	4	12				*	*	*	*	*	*	*	*	*	*	*	*	*
3.7	6	4	12				*	*	*	*	*	*							
4	6	4.5	12				*	*	*	*	*	*	*	*	*	*	*	*	*
4.2	8	5	14				*	*	*	*	*	*	*	*	*	*	*	*	*
4.5	8	5.3	14				*	*	*	*	*	*	*	*	*	*	*	*	*
5	8	5.5	14				*	*	*	*	*	*	*	*	*	*	*	*	*
5.2	8	5.5	14				*	*	*	*	*	*	*	*	*	*	*	*	*
5.5	9	6	16				*	*	*	*	*	*	*	*	*	*	*	*	*
6	10	6.5	16				*	*	*	*	*	*	*	*	*	*	*	*	*
6.2	10	6.5	16				*	*	*	*	*	*	*	*	*	*	*	*	*
8	12	8.5	20				7	50	0.8	*	*	*	*	*	*	*	*	*	*
8.2	12	8.5	20	*	*	*				*	*	*	*	*	*	*	*	*	*
10	14	10.5	22	*	*	*				*	*	*	*	*	*	*	*	*	*
12	16	12.5	22	*	*	*				*	*	*	*	*	*	*	*	*	*
12.5	16	13	22	*	*	*				*	*	*	*	*	*	*	*	*	*
				*	*	*				*	*	*	*	*	*	*	*	*	*

OBJEDNÁVKA: ETN / b1 x L

## SPOJOVACÍ ČAP

DIN 6325



Tvrdość: 60-62 HRC

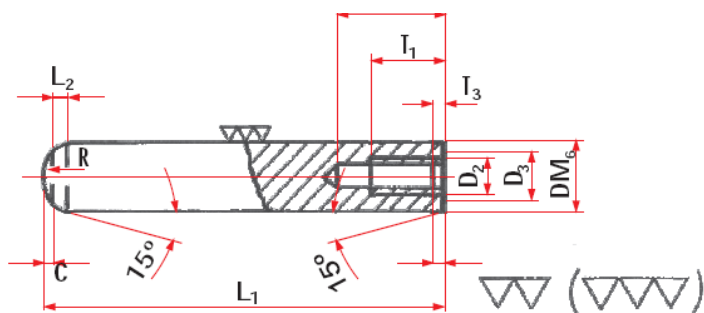
d	L <sub>2</sub>	r	z <sub>1</sub>	z <sub>2</sub>	10	12	14	16	18	20	24	28	30	32	36	40	45	50	55	60	70	80	90	100	120	130	140	150	
2	0,60	2,5	0,21	0,15	*	*	*	*	*	*	*	*																	
2,5	0,70	3,0	0,25	1,19	*	*	*	*	*	*	*	*																	
3	0,80	4,0	0,30	0,23	*	*	*	*	*	*	*	*	*	*	*	*	*	*	*	*	*	*	*	*	*	*	*	*	*
4	1,0	4,0	0,53	0,40	*	*	*	*	*	*	*	*	*	*	*	*	*	*	*	*	*	*	*	*	*	*	*	*	*
5	1,2	6,0	0,55	0,45	*	*	*	*	*	*	*	*	*	*	*	*	*	*	*	*	*	*	*	*	*	*	*	*	*
6	1,5	6,0	0,80	0,60	*	*	*	*	*	*	*	*	*	*	*	*	*	*	*	*	*	*	*	*	*	*	*	*	*
7	1,6	8,0	0,80	0,62				*	*	*	*	*	*	*	*	*	*	*	*	*	*	*	*	*	*	*	*	*	*
8	1,8	10,0	0,80	0,64	*			*	*	*	*	*	*	*	*	*	*	*	*	*	*	*	*	*	*	*	*	*	*
9	1,8	10,0	0,80	0,75						*	*	*	*	*	*	*	*	*	*	*	*	*	*	*	*	*	*	*	*
10	2,0	10,0	1,40	1,0						*	*	*	*	*	*	*	*	*	*	*	*	*	*	*	*	*	*	*	*
12	2,4	14,0	1,40	1,1						*	*	*	*	*	*	*	*	*	*	*	*	*	*	*	*	*	*	*	*
14	2,7	16,0	1,80	1,2							*	*	*	*	*	*	*	*	*	*	*	*	*	*	*	*	*	*	*
16	3,0	16,0	2,20	1,2								*	*	*	*	*	*	*	*	*	*	*	*	*	*	*	*	*	*
18	3,5	18,0	2,40	1,17									*	*	*	*	*	*	*	*	*	*	*	*	*	*	*	*	*
20	4,0	20,0	2,70	2,0										*	*	*	*	*	*	*	*	*	*	*	*	*	*	*	*

OBJEDNÁVKA: PAS / d x L<sub>1</sub>

## PASR

### SPOJOVACÍ ČAP S VYŤAHOVACÍM ZÁVITOM

DIN 7979



Tvrdość: 60-62 HRC


d <sub>1</sub>	d <sub>2</sub>	d <sub>3</sub>	t <sub>1</sub>	t <sub>2</sub>	t <sub>3</sub>	c	r	L <sub>2</sub>	16	18	20	24	28	30	32	36	40	45	50	55	60	70	80	90	100	120			
6	M4	4,3	6	10	1	0,9	6	1,0	*	*	*	*	*																
8	M5	5,3	8	13	1,2	1,2	10	1,0			*	*	*	*	*	*	*	*	*	*	*	*	*	*	*	*	*	*	*
10	M6	6,3	10	16	1,2	1,5	10	1,2			*	*	*	*	*	*	*	*	*	*	*	*	*	*	*	*	*	*	*
12	M6	6,3	12	18	1,2	1,8	14	1,5				*	*	*	*	*	*	*	*	*	*	*	*	*	*	*	*	*	*
14	M8	8,3	12	18	1,2	2	16	1,5					*	*	*	*	*	*	*	*	*	*	*	*	*	*	*	*	*
16	M8	8,3	16	23	1,6	2,5	16	2,0						*	*	*	*	*	*	*	*	*	*	*	*	*	*	*	*
18	M10	10,3	20	27	1,6	3	20	2,0							*	*	*	*	*	*	*	*	*	*	*	*	*	*	*
20	M10	10,3	20	27	1,6	3	20	2,0								*	*	*	*	*	*	*	*	*	*	*	*	*	*

OBJEDNÁVKA: PASR / d<sub>1</sub> x L<sub>1</sub>

# LS1



## SMARTFLOW®



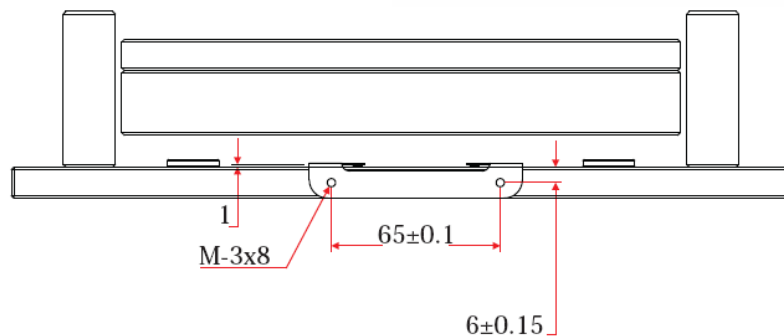
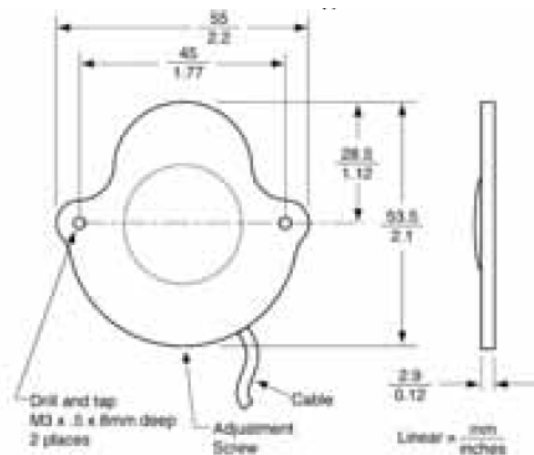
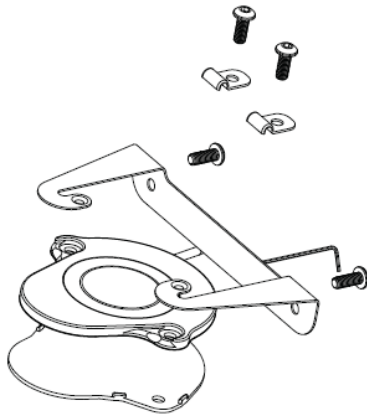
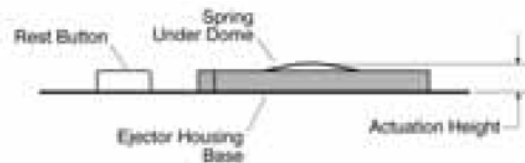
CE  
IP41



U.S. Patent Pending

### Spínač Thinswitch® Global:

- Montáž 2 minúty (frézovanie nie je potrebné)
- Vode odolné
- LEN 3 alebo 4 mm hrubé
- Životnosť viac ako 14 mil. cyklov
- Teplota max. 79,4°C @ 70mA








# LS2

## SMARTFLOW®



U.S. Patent No. 5,446,252 IP41

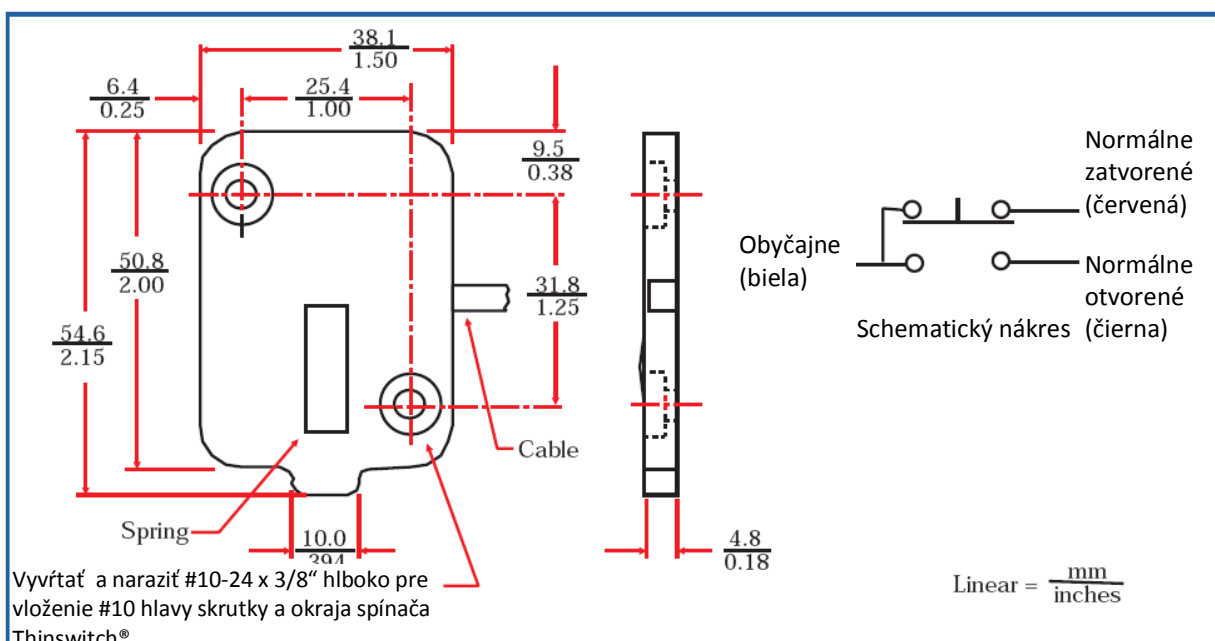
### Spínač Thinswitch®:

- 4,8 mm hrubé
- Životnosť viac ako 10 mil. cyklov
- Teplota max. 79,4°C @ 2A
- K dispozícii vode odolný model na vyžiadanie
- Na vyžiadanie model odolný teplotám max. 121,1°C @ 3,5 A

## Mod.

•T-222 ..... (175°F / 79.4°C max.)

•HT-291 ..... (250°F / 121°C max.)



# LS3



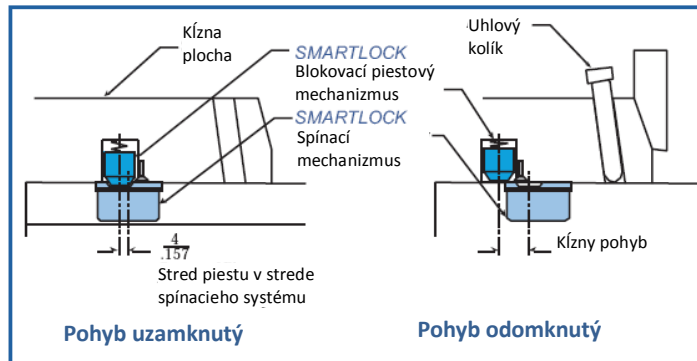
## SMARTFLOW®



U.S. Patent No. 6,126,429 IP41

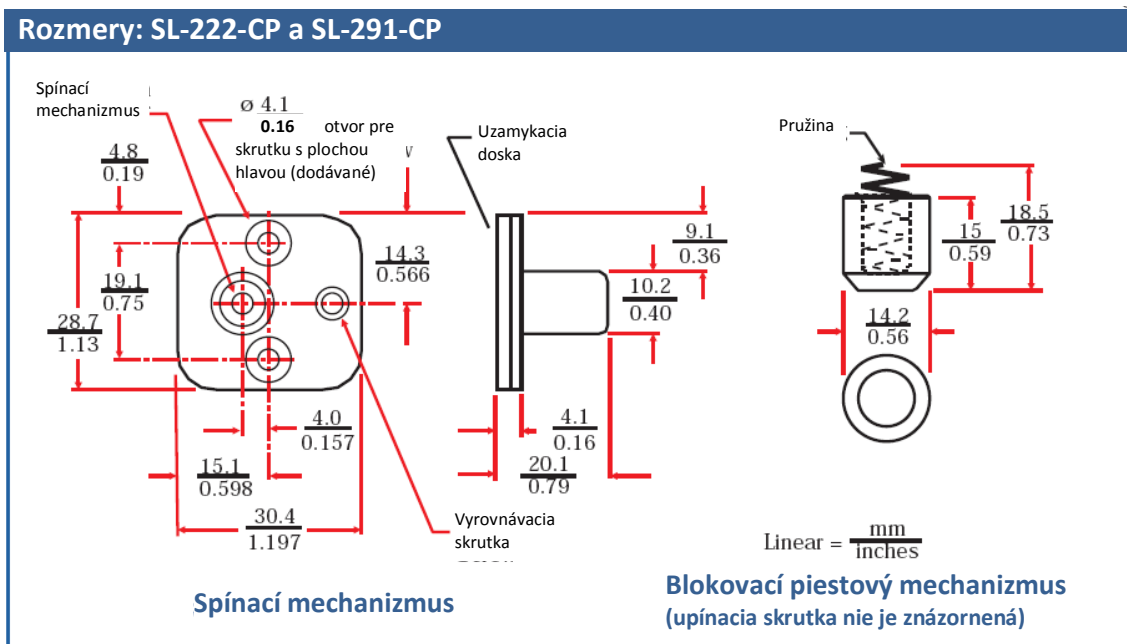
**Smartlock® spínač pre signalizáciu dorazu vyhadzovačov:**

- Životnosť viac ako 10 mil. cyklov
- Nosnosť 8,5 – 13,5 kg
- Max. teplota 79,4°C @ 2A
- Na vyžiadanie model odolný teplotám max. 121,1°C @ 3,5 A



## Mod.

- SL-222-CP.....175°F (79.4°C) max.
- SL-291-CP.....250°F (121°C) max.



## KRÁTKODOBÝ DÁTUMOVNÍK

Max. pracovní teplota 150°C.

Mat.: INOX 1.4034 – Tvrd. 51 ± 3 HRC.

DF/S



DM/S

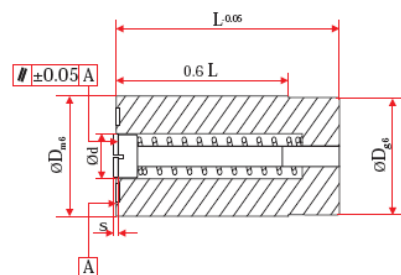


DA/S



N  
Údaj o roku

Blank/S



	DF/S	DM/S	DA/S	Blank	D	d	L	E	s	N
REF.	DF/4S	DM/4S..	DA/4S	Blank/4S	4	2.2	5	3.5	0.2	6
	DF/5S	DM/5S..	DA/5S	Blank/5S	5	3	8	3.5	0.2	6
	DF/6S	DM/6S..	DA/6S	Blank/6S	6	3.2	8	4	0.2	6
	DF/8S	DM/8S..	DA/8S	Blank/8S	8	4.7	10	6	0.2	6
	DF/10S	DM/10S..	DA/10S	Blank/10S	10	5.7	12	8	0.35	8
	DF/12S	DM/12S..	DA/12S	Blank/12S	12	6.7	14	10	0.35	8
	DF/16S	DM/16S..	DA/16S	Blank/16S	16	8.7	20	12	0.35	12
	DF/20S	DM/20S..	DA/20S	Blank/20S	20	10.7	20	14	0.35	12

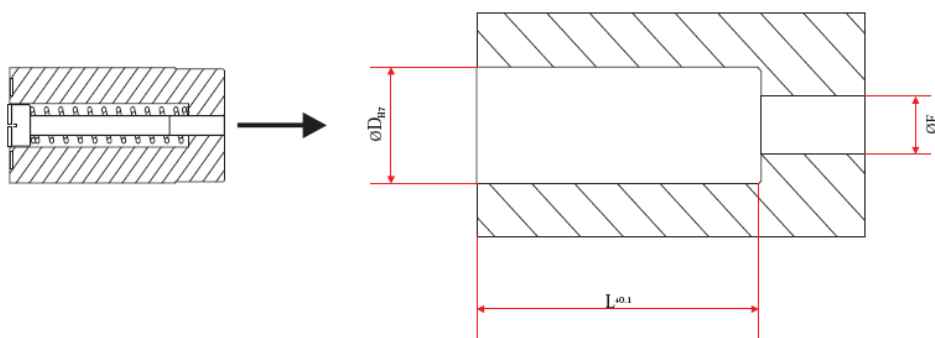
IMPORTANT

Požadovaný rok zadajte za referenciou.

IMPORTANT

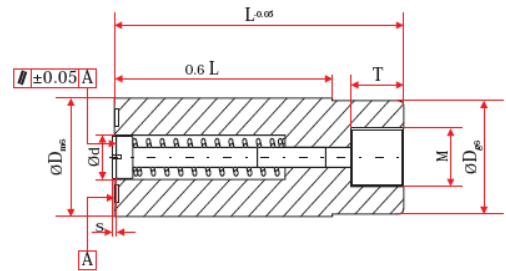
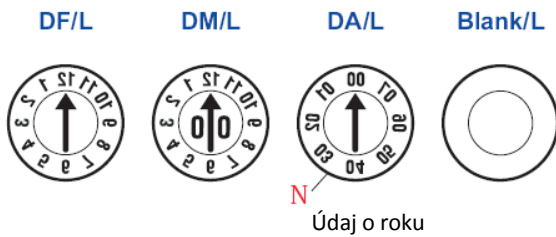
K dispozícii je špeciálne gravírovanie na vyžiadanie.

### OBJEDNÁVKA: Ref.



## DLHODOBÝ DÁTUMOVNÍK

Max. pracovná teplota 150°C.  
Mat.: INOX 1.4034 – Tvrd. 51 ± 3 HRC.



	DF/L	DM/L	DA/L	Blank/L	D	d	L	T	M	s	E	N
REF.	DF/4L	DM/4L	DA/4L	Blank/4L	4	2.2	12	3.5	M-2	0.2	3	6
	DF/5L	DM/5L	DA/5L	Blank/5L	5	3	12	3.5	M-3	0.2	3.5	6
	DF/6L	DM/6L	DA/6L	Blank/6L	6	3.2	20	3.5	M-3	0.2	3.5	6
	DF/8L	DM/8L	DA/8L	Blank/8L	8	4.7	20	4	M-4	0.25	5	6
	DF/10L	DM/10L	DA/10L	Blank/10L	10	5.7	20	4	M-5	0.35	6	8
	DF/12L	DM/12L	DA/12L	Blank/12L	12	6.7	20	6	M-6	0.35	7	8

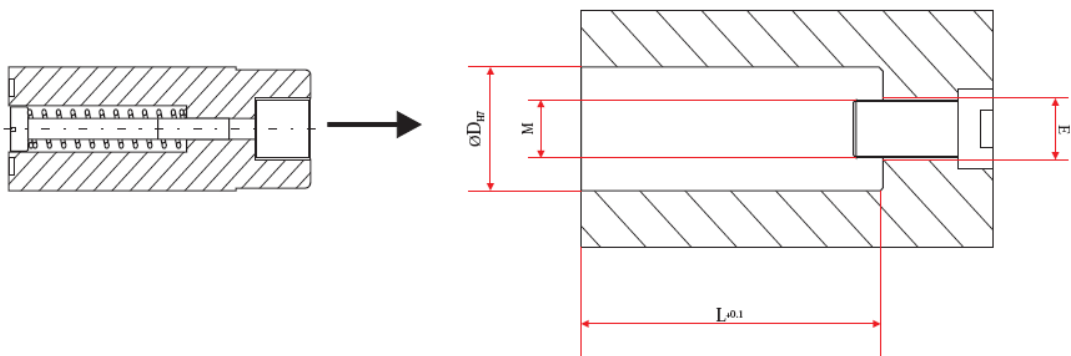
IMPORTANT

Požadovaný rok zadajte za referenciou.

IMPORTANT

K dispozícii je špeciálne gravírovanie na vyžiadanie.

### OBJEDNÁVKA: Ref.

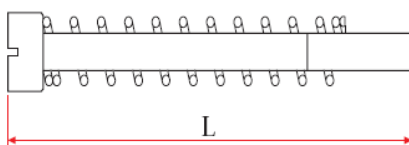




## IF/IA

### ČÍSELNÍK

Mat.: INOX 1.4034  
Tvrdený 51 ± 3 HRC.



L

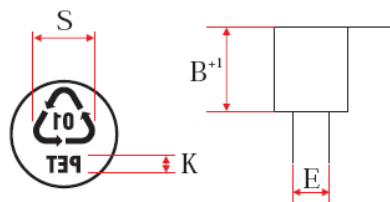
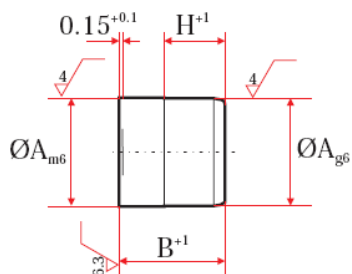
Ref.		d	L
IF	IA		
IF/4	IA/4+YEAR	2.2	5
IF/5	IA/5+YEAR	3	8
IF/6	IA/6+YEAR	3.2	8
IF/8	IA/8+YEAR	4.7	10
IF/10	IA/10+YEAR	5.7	12
IF/12	IA/12+YEAR	6.7	14
IF/16	IA/16+YEAR	8.7	20
IF/20	IA/20+YEAR	10.7	20

## IR

OBJEDNÁVKA: Ref./...

### RAZNÍK SO ZNAČKOU

Mat.: INOX 1.4034  
Tvrdený 51 ± 3 HRC.



01



02



03



04



05



06



07

Ref.	A	B	E	H	K	S
IR. 1012..	10	12	8	7	1.5	5.6
IR. 1212..	12	12	10	7	1.8	6.8
IR. 1616..	16	16	12	9	2.4	9
IR.2016..	20	16	16	9	3.2	11.5

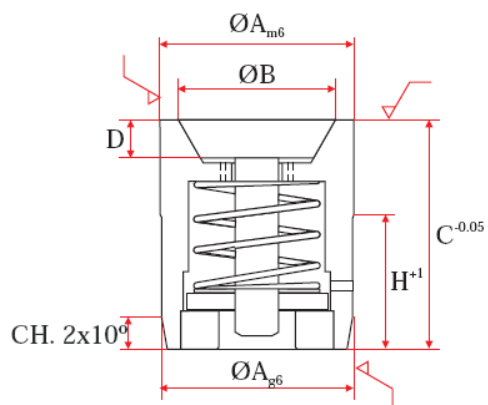
OBJEDNÁVKA: Ref./...

IMPORTANT

Požadovaný model zadajte za referenciu.

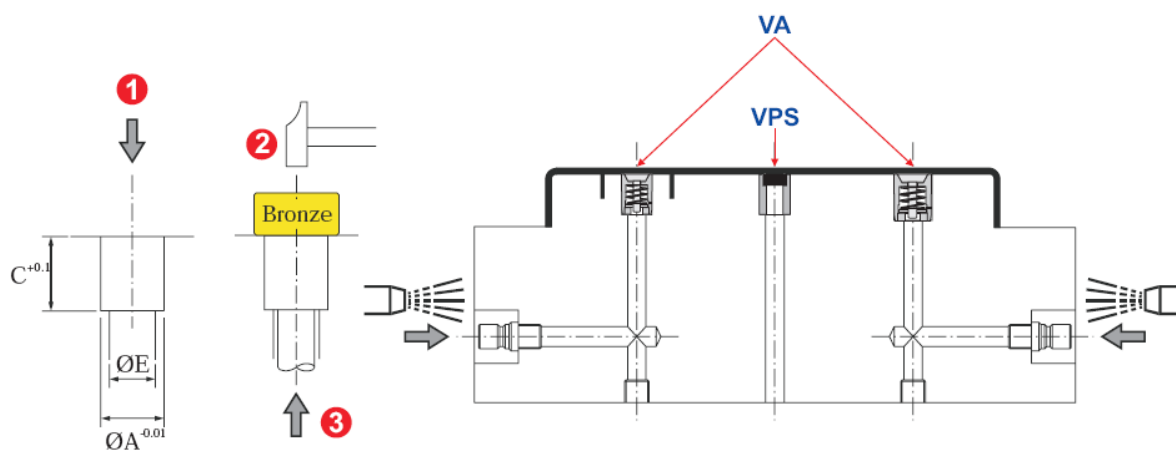
## VZDUCHOVÝ VENTIL

Mat. INOX 1.4034/51±3 HRC  
Pracovní tlak 1.5-6 BAROV



Ref.	A	B	C	D	E	H
VA/5	5	3,8	12	1,5	3,5	7
VA/6	6	5	12	1,5	3,5	7
VA/8	8	6,5	12	2,5	4	7
VA/10	10	8	12	2,5	6	7
VA/12	12	10	12	2,5	8	7
VA/16	16	13	20	4	10	12
VA/20	20	16,8	20	4,5	12	12

OBJEDNÁVKA: Ref./...



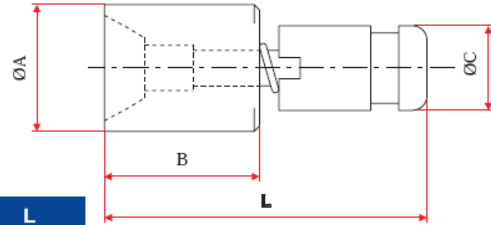


# VAB

## VZDUCHOVÝ VENTIL

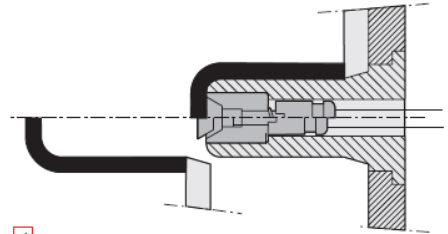
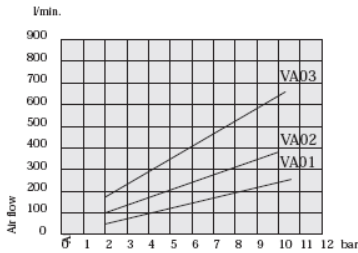
Mat. INOX 1.4034/51±3 HRC

Pracovní tlak 1.5-6 BAROV

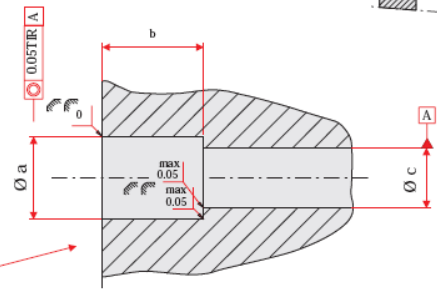


Ref.	A	B	C	L
VAB/8	8 <sup>+0.018</sup> / <sub>-0.007</sub>	11 <sup>+0.030</sup>	6	24
VAB/12	12 <sup>+0.018</sup> / <sub>-0.007</sub>	18 <sup>+0.030</sup>	8	34
VAB/18	18 <sup>+0.018</sup> / <sub>-0.007</sub>	22 <sup>+0.030</sup>	12	45.5

### OBJEDNÁVKA: VAB /...

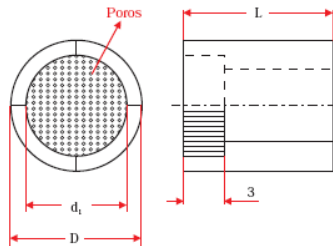


Ref.	a <sup>±0.005</sup>	b <sup>+0</sup> / <sub>-0.03</sub>	C <sup>+0.2</sup> / <sub>-0</sub>
VAB/8	8	11	6
VAB/12	12	18	8
VAB/18	18	22	12



# VPS

## SPEKANÉ VENTILY

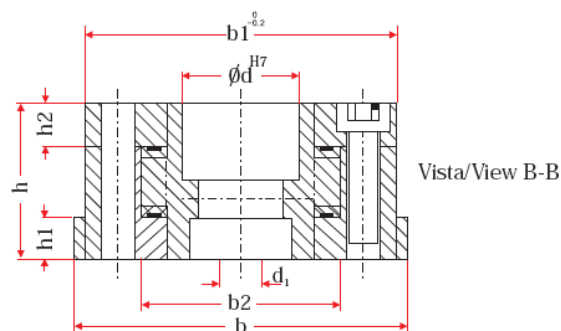
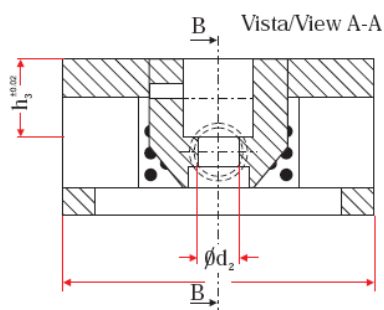
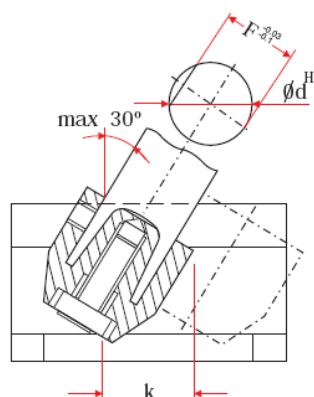
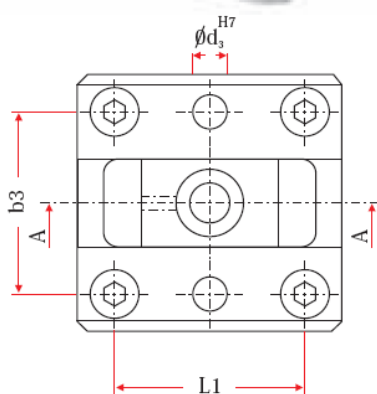
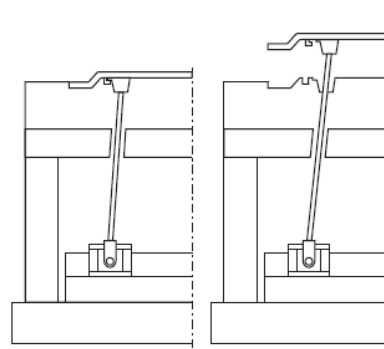


	d=0.03			d=0.05			d=0.10	
Cod.	030610	030810	031010	050610	050810	051010	100810	101010
D	6	8	10	6	8	10	8	10
d <sub>1</sub>	2.5	2.5	2.5	3.5	3.5	3.5	5.5	5.5
No. Pores	880	880	880	880	880	880	880	880
L	10	10	10	10	10	10	10	10

### OBJEDNÁVKA: VPS-kód

# S10

ŠMÝKADLÁ



Cod.	b	L	h	b <sub>1</sub>	b <sub>2</sub>	b <sub>3</sub>	L <sub>1</sub>	h <sub>1</sub>	h <sub>2</sub>	h <sub>3</sub>	∅d	∅d <sub>1</sub>	∅d <sub>2</sub>	∅d <sub>3</sub>	F	k
S10-08	33	32	22	30	19	24	20	5	7	8	8	8	4.5	3	7	10
S10-10	45	45	27	40	25	32	30	5	8	10	10	10	5.5	4	9	18
S10-12	57	50	32	51	31	39	35	7	10	12	12	11	7	6	11	20
S10-16	65	65	36	58	38	46	40	8	10	16	16	14	9	6	14.5	25
S10-20	80	80	42	72	44	56	55	11	12	20	20	17	11	8	18	30
S10-25	93	90	50	85	52	66	65	15	15	25	25	20	14	10	22.5	35
S10-30	101	100	55	93	60	74	70	15	15	30	30	20	14	10	27	40
S10-35	120	120	62	110	70	85	80	15	18	35	35	26	14	10	32	45
S10-40	130	135	70	120	80	95	90	15	18	40	40	26	17.5	10	36	50
S10-45	140	150	80	130	90	105	110	15	20	45	45	26	17.5	10	40	55

OBJEDNÁVKA: S10-

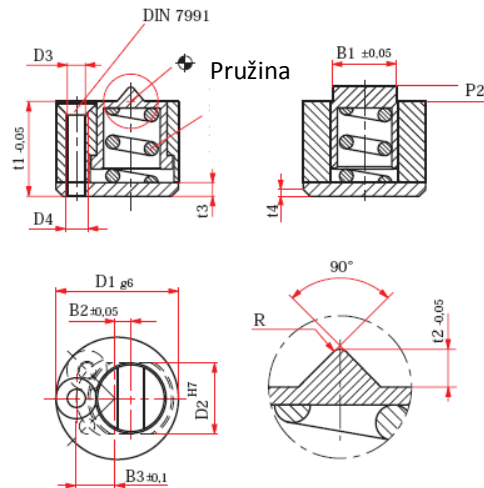




## BR5130

### DRŽIAKY POHYBLIVÝCH ZARIADENÍ

Mat.-Nr. 1.2842/58 +2HRC  
Max. 100° C



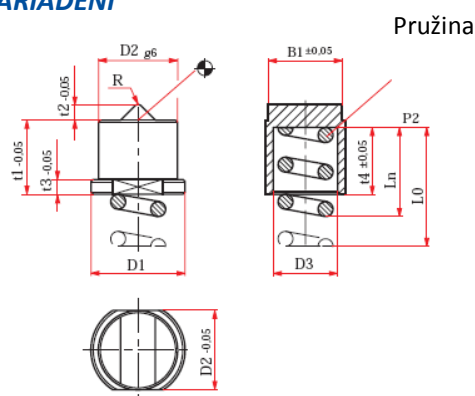
Ref.	D1	B1	B2	B3	t1	t2	t3	t4	D2	D3	D4	R	P1(N)	P2(N)	SPRINGS	DIN 7991-
BR5130-13	13	6.6	1.4	4.3	10	1.0	1.6	0.35	7	2.2	M3	0.4	28	34	5-12	M2-16
BR5130-18	18	9.6	2.0	6.0	14	1.8	2.0	0.50	10	3.2	M4	0.55	38	42	8-16.5	M3-20
BR5130-27	27	14.4	3.0	9.0	21	2.8	3.0	0.50	15	4.3	M5	0.7	38	92	11.6-18.5	M4-25

OBJEDNÁVKA: Ref./...

## BR5134

### DRŽIAKY POHYBLIVÝCH ZARIADENÍ

Mat.-Nr. 1.2842/58 +2HRC  
Max. 100° C




Ref.	D2	B1	t1	t2	t3	t4	D1	D3	R	LO	Ln	P2(N)	SPRINGS
BR5134-7	7	6.6	7	1.0	1.4	6.3	8.4	5.3	0.4	12	7.5	34	5-12
BR5134-10	10	9.6	10	1.8	2.0	9.0	12.0	8.3	0.55	16	10.0	42	8-16.5
BR5134-15	15	14.4	15	2.8	3.0	13.5	18.0	12.4	0.7	18	16.0	92	11.6-18.5

OBJEDNÁVKA: Ref./...



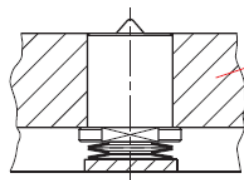
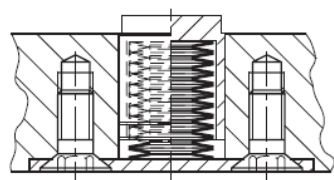
1:



BR/5130

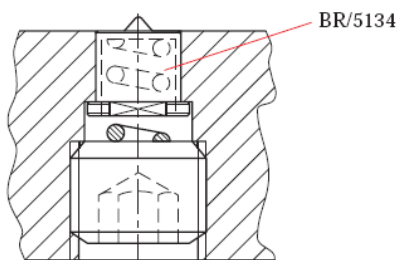


BR/5134



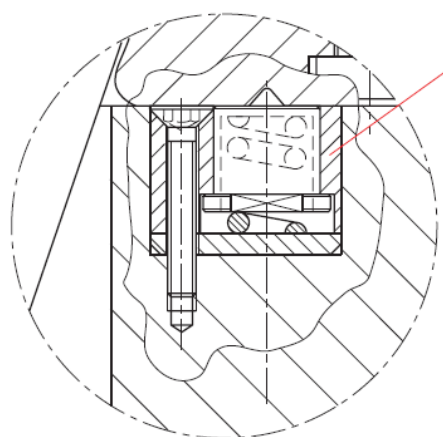
BR/5134

2:

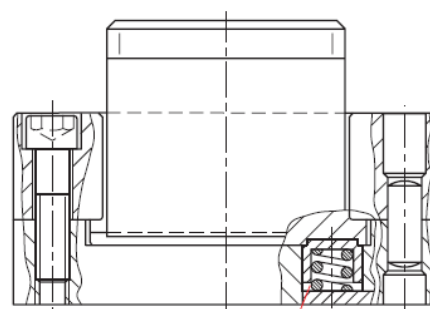


BR/5134

3:



BR/5130



BR/5134



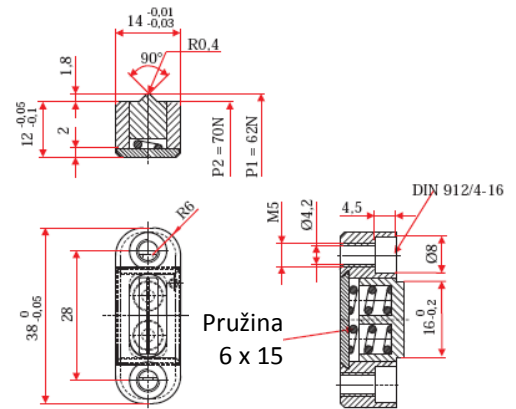
DRŽIAKY POHYBLIVÝCH ZARIADENÍ

# BR5140

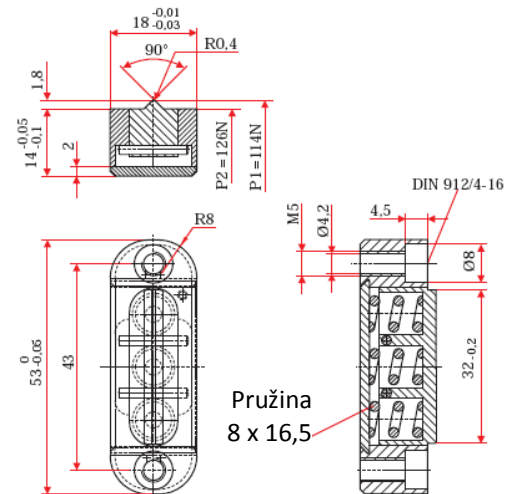
Mat.-Nr. 1.2343/54 -2HRC

Max. 100°C

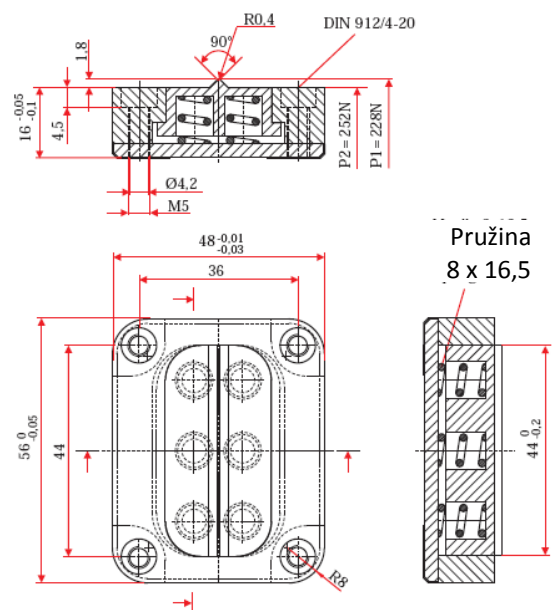
**Ref.: 0**



**Ref.: 1**

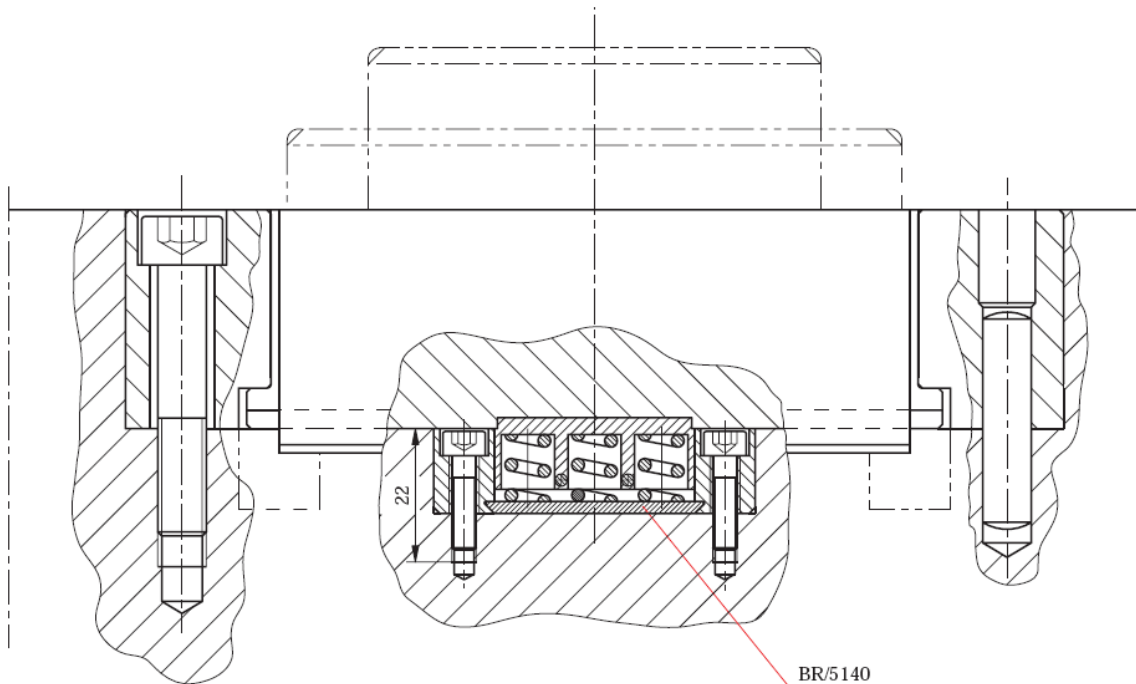
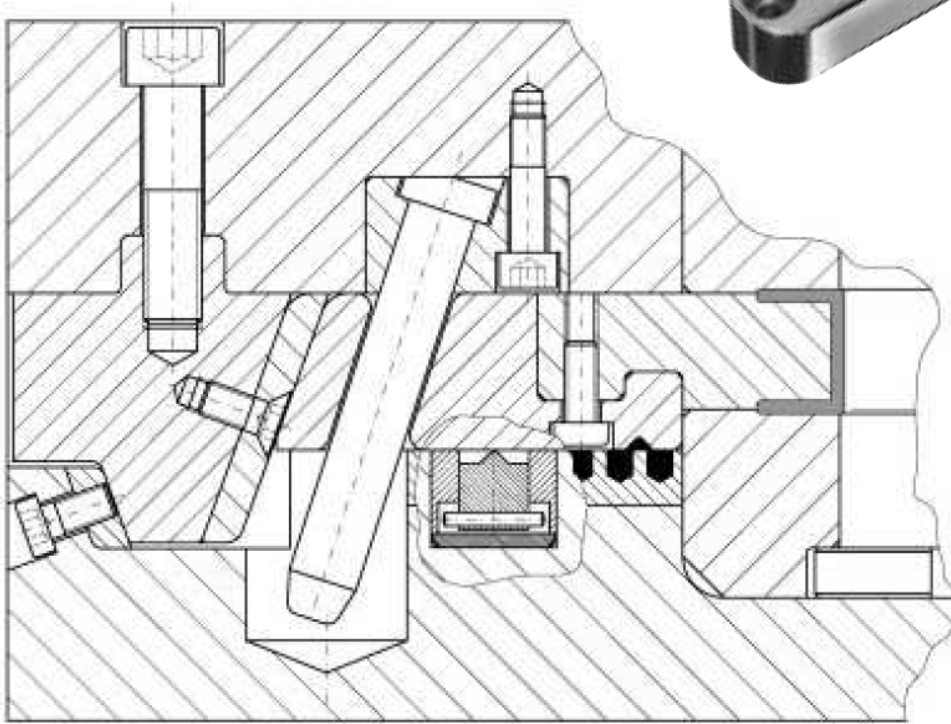


**Ref.: 2**



OBJEDNÁVKA: Ref./BR5140-Ref.

# BR5140

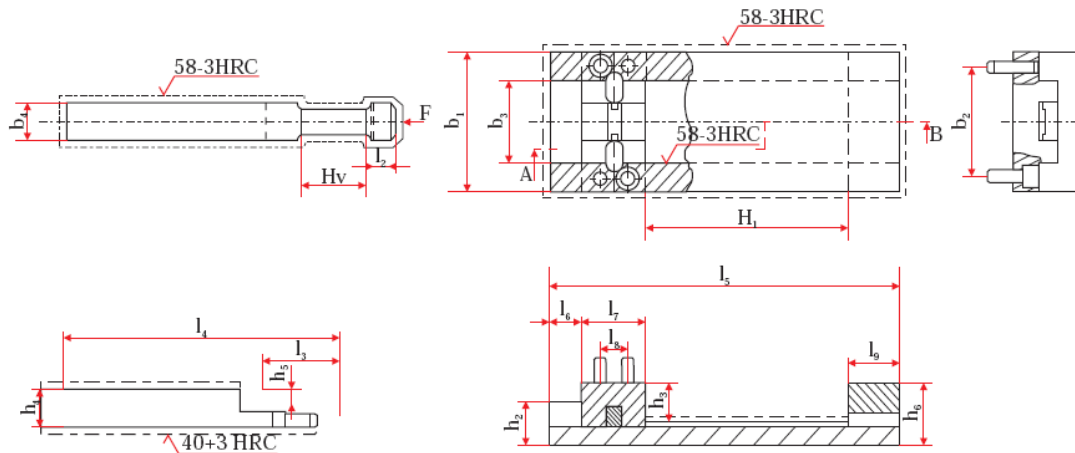





# BR174

## UZAMYKACIA JEDNOTKA ZÁPADKOU

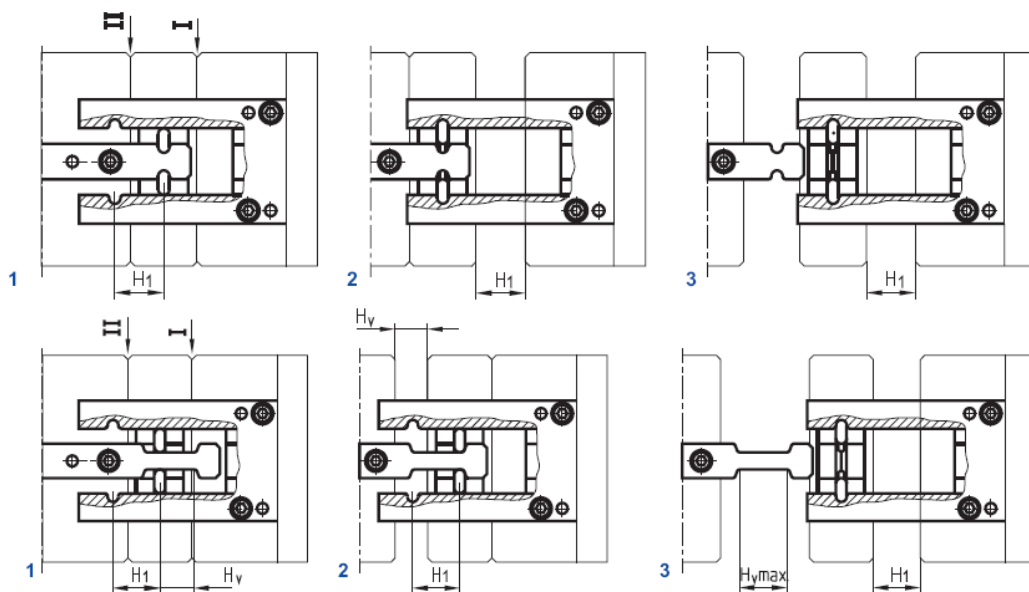
Material: 1.2764



$H_1$ ;  $H_v$  = Zdvih

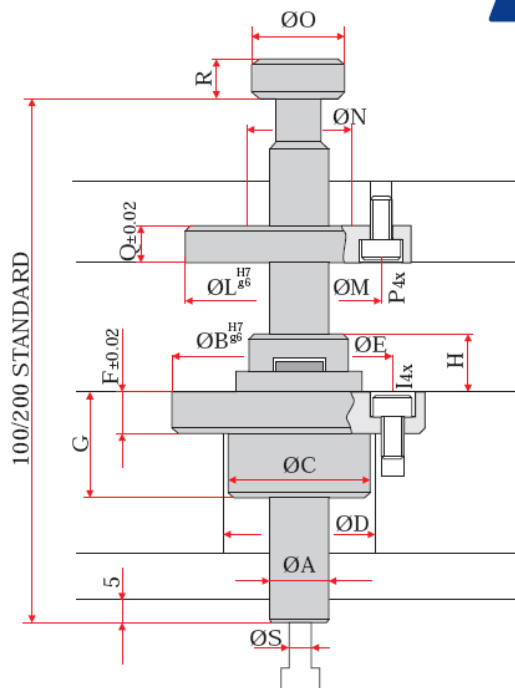
Ref.	$b_1$	$H_1$	$H_v$	$l_6$	$b_3$	$h_2$	$l_6$	$b_4$	$l_4$	$l_5$	$h_4$	$b_2$	$l_6$	$l_6$	$l_2$	$h_6$	$h_3$	$H_1$ (Min)	$l_7$	$h_6$	F(N)
BR174/50X90X0	50	90	0	140	30.05	16	10	15	140	20	16	40	10	20	9.75	22.3	9.3	4	20	10	16000
BR174/50X90X20	50	90	20	140	30.05	16	10	15	140	40	16	40	10	20	9.75	22.3	9.3	4	20	10	16000
BR174/80X117X0	80	117	0	200	45.05	22	15	20	200	34	21	60	16	34	16.75	30.3	12.3	5.5	34	13	27000
BR174/80X117X32	80	117	32	200	45.05	22	15	20	200	66	21	60	16	34	16.75	30.3	12.3	5.5	34	13	27000
BR174/100X145X0	100	145	0	250	60.05	27	15	25	250	45	27	80	22	45	22.25	37.5	15.5	7	45	16	48000
BR174/100X145X50	100	145	50	250	60.05	27	15	25	250	95	27	80	22	45	22.25	37.5	15.5	7	45	16	48000

OBJEDNÁVKA: Ref./BR174...



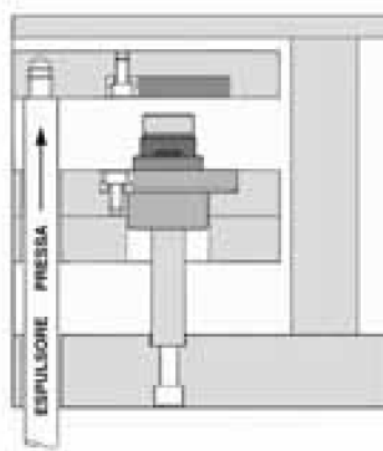
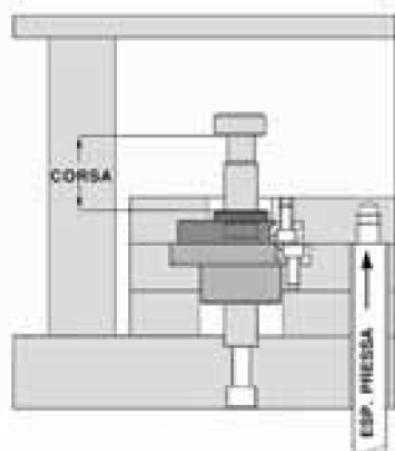
# AS

ZARIADENIE NA DVOJNÁSOBNÉ VYHODENIE



COD.	ØA	ØB	ØC	ØD	ØE	F ±0.02	G	H	I	ØL	ØM	ØN	ØO	P	Q ±0.02	R	ØS	CARICO DINAMICO MAX
AS-12	12	50	29	29,5	38	8	21,5	12	M5	46	33	22	19,5	M5	8	9	M8	KG100
AS-16	16	70	41	41,5	52	13	28	17	M8	70	52	33	29	M8	13	12	M10	KG300

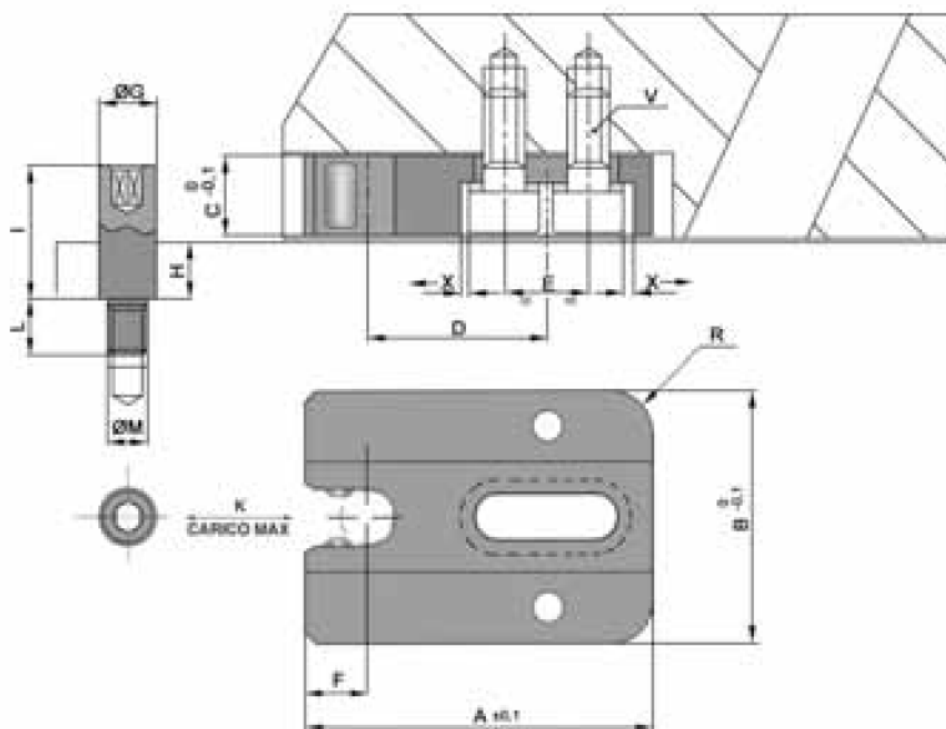
**OBJEDNÁVKA: Kód**





ZÁRAŽKA POHYBU

# RCR



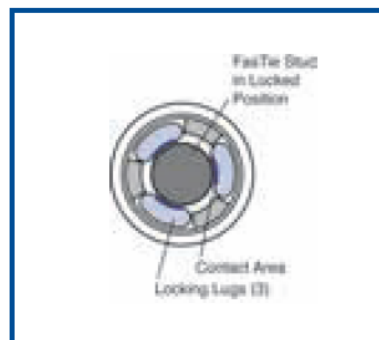
COD.	A	B	C	D	E/1	E/2	F	G	H	I	L	M	V	X	R	K
RCR-10	38	24	10	18,5	10	12	7,5	6	6	15	6	M5	M5X15	1	4	KG10
RCR-20	50	36	12	25,5	12	15	9	8	8	19	8	M6	M6X15	1,5	6	KG20
RCR-40	64	46	16	33	15	19	12	12	8	23	10	M10	M8X20	2	8	KG40

**OBJEDNÁVKA: Kód**



# FT

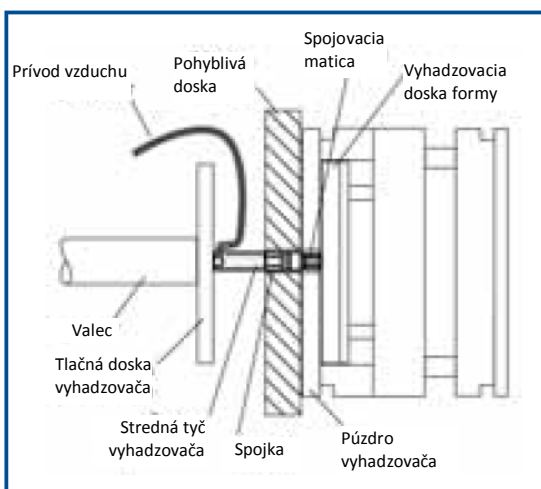
RÝCHLOSPOJKA NA VYHADZOVAČE



## FasTie® Rýchlospojky na vyhadzovače

Automaticky uzamknete váš vyhadzovač k nástroju s rýchlym pneumatickým uvoľnením.

- Changements d'outillage très rapides
- Flexibilný štandardný systém
- Prvky z kalenej ocele
- Superrýchla výmena foriem
- Sila vyhadzovača 2,5 ton (1") 7,5 ton (2")
- Ušetrený priestor spojkou len 1" alebo 2" priemer



Model číslo	Závit veľkosť
FTFHS-50	1/2-13
FTFHS-63	5/8-11
FTFHS-M12	M12 x 1.75
FTFHS-M16	M16 x 2

FTFHS-oo FasTIE  
Vysokosilná spojka

Model číslo	Závit veľkosť
FTF2-63	5/8-11
FTF2-75	3/4-10

FasTIE spojka

Model číslo	Závit veľkosť
FTMHS-38	3/8-16
FTMHS-50	1/2-13
FTMHS-63	5/8-11
FTMHS-M12	M12 x 1.75
FTMHS-M16	M16 x 2
FTMHS-M20	M20 x 2.5

FTM-oo FasTIE  
Vysokosilná spoj. matica

Model číslo	Závit veľkosť
FTM2-63	5/8-11
FTM2-75	3/4-10
FTM2-M16	M16 x 2
FTM2-M24	M24 x 2.5

2" FasTIE Spojovacia matica

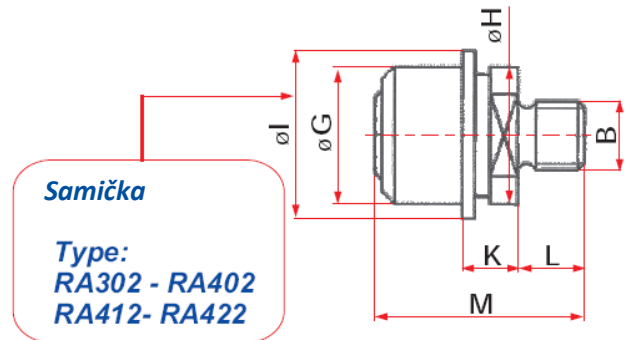
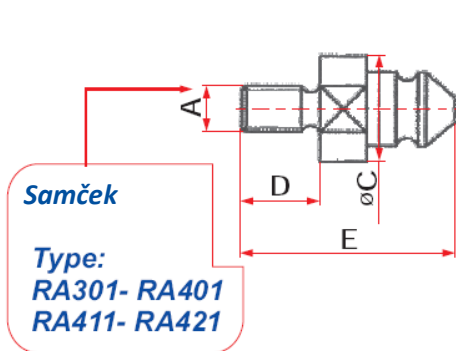
**OBJEDNÁVKA: Mod.**



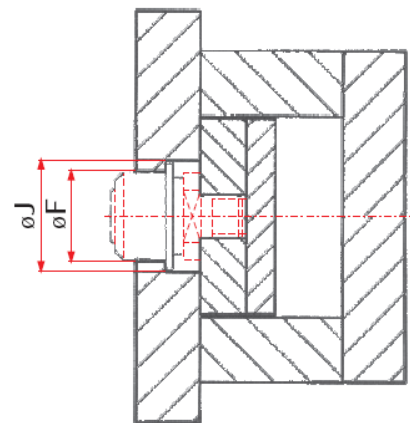


# RA

## SPOJKA NA VYHADZOVAČE



Samček					
Ref.	A	C	D	E	Strength
RA301	M10x150	22.8	20	45.5	1500 kg.
	M12x175				
	M14x200				
RA401	M10x150	25.8	20	55	2400 kg.
	M12x175				
	M14x200				
RA411	M16x200	35	25	68	3200 kg.
	M18x250				
	M20x250				
	M24x300				
	M27x300				
RA421	M24x300	43	30	80	18000 Kg.
	M27x300				
	M30x350				
	M36x400				

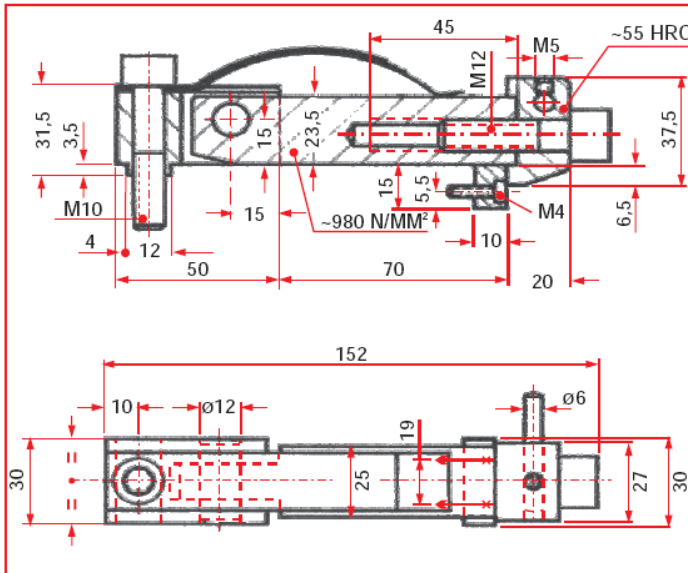


**OBJEDNÁVKA:** Ref. / A Doplnok: RA401 / M10x150

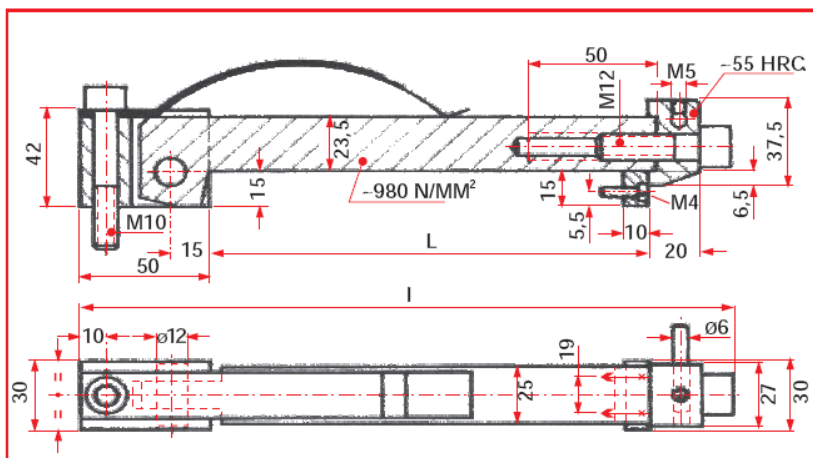
Samička										
Ref.	B	F	G	H	I	J	K	L	M	Strength
RA302	M16x150	34	32	32	39	43	9	15	42.5	1500 Kg.
RA402	M16x150	40	38	38	48	53	13	15	52	2400 Kg.
RA412	M16x150	58	56	52	65	70	17	18	68	3200 Kg.
	M18x150									
	M20x150									
	M24x150									
	M27x150									
RA422	M24x150	66	64	60	74	79	22	23	84	18000 Kg.
	M27x150									
	M30x150									
	M36x200									

**OBJEDNÁVKA:** Ref. / B Doplnok: RA402 / M16x150

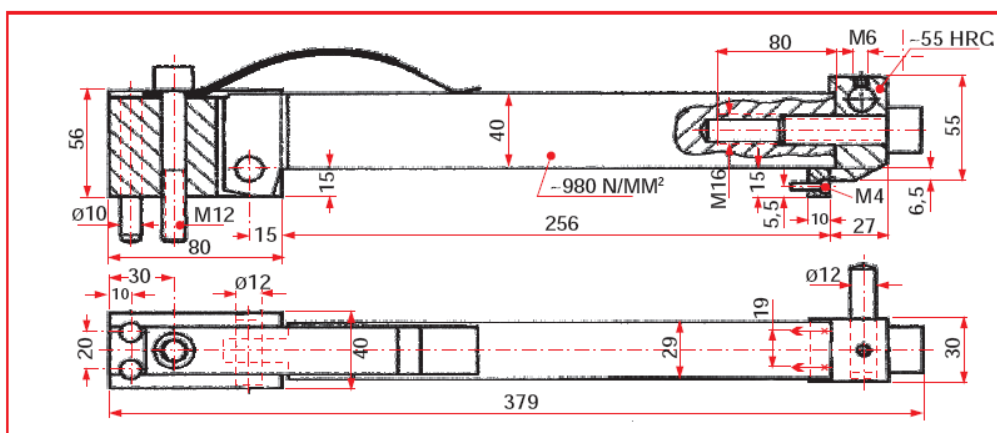
## ZDVIHOVÁ TYČ



REF.  
TEN 70



REF.	L	I
TEN 090	90	172
TEN 170	170	252
TEN 220	220	352
TEN 270	270	352

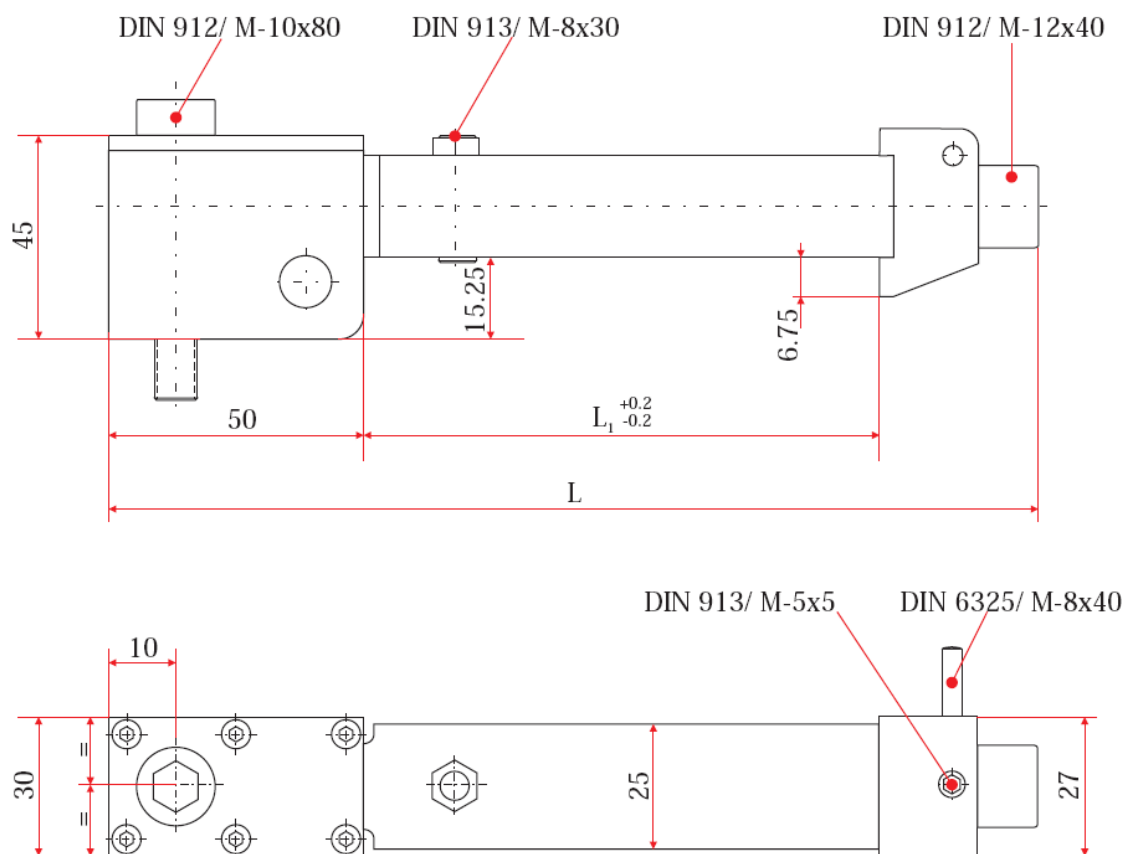


REF.  
TEN 256



# TENS

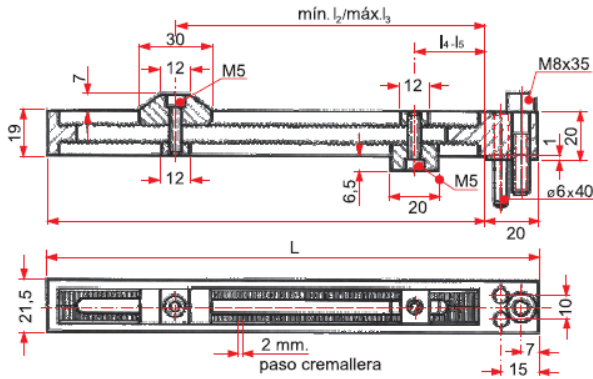
## ZDVIHOVÁ TYČ S VNÚTORNOU PRUŽINOU



Ref.	$L_1$	L
TENS/140	90	172
TENS/200	170	252
TENS/250	220	302

OBJEDNÁVKA: Ref.

## POLOHOVACIA ZÁKLADNÁ TYČ



Kombinovaná so zdvihovou tyčou

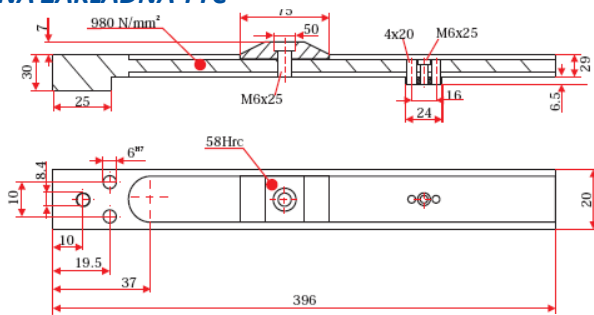
TEN-070 / TEN-090 / TEN-170  
TEN-220 / TEN-270

Mod.	L	l <sub>1</sub>	l <sub>2</sub>	l <sub>3</sub>	l <sub>4</sub>	l <sub>5</sub>
BLR 140	140	120	20	100	20	104
BLR 200	204	184	20	164	20	168
BLR 250	254	234	20	214	20	218

OBJEDNÁVKA: Mod.-

# BLF

## PEVNÁ ZÁKLADNÁ TYČ



Kombinovaná so zdvihovou tyčou

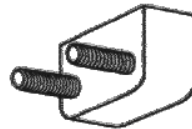
TEN-256

OBJEDNÁVKA: BLF/396

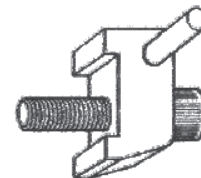
## NÁHRADNÉ DIELY



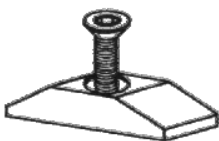
Ref : MEP / ...



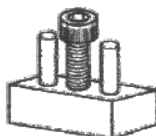
Ref : UEP



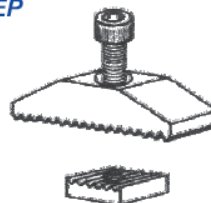
Ref : CEP / ...



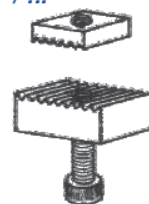
Ref : LEF / ...



Ref : TOF / ...



Ref : LER



Ref : TOR



## RÝCHLOVYMEŇITELNÝ UPÍNACÍ SYSTÉM

Rýchlovymenteľné moduly InClatec umožňujú rýchlo a presne meniť produkty a/alebo obrobky. Týmto blokmi sa môžu značne ušetriť výdavky spojené s výmenou častí ako sú maticové diely, razné diely, nástroje, meracie prístroje, konštrukcie, ale aj pracovný priestor, atď..



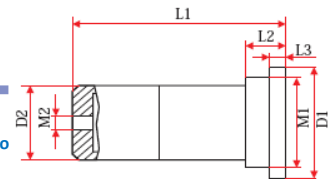
### Modul QC022

Rýchlovymenteľné moduly QC022 sú veľmi malé, ľahko použiteľné a disponujú s relatívne vysokou upínacou silou. Vďaka upínacej sile 235 až 575N, pri pneumatickom poháňaní 6 až 14 barov a so svojimi rozmermi s priemerom len 22mm sa tieto moduly často používajú vo formách.

#### Hlavné vlastnosti:

Voľný typ / nerezová oceľ  
Ťažný pohyb: 0,5 mm  
Operačný tlak: 6, 8 alebo 14 barov  
Upínacia sila: 235, 375 alebo 575N  
Rozmer v zmontovanom stave D1: 22mm (±0,01)  
Výška v zmont. stave L1: 49,05 mm (+0,01/-0,51)

Číslo tovaru	Model	F (N)	p (Bar)	D2 (mm) ±0,05	L2 (mm) ±0,1	L3 (mm) ±0,1	M1 (mm)	M2 (mm)
0001.0220	QC02206	235	6	17,9	6,55	2,05	M20x1,5	M5
0001.0221	QC02208	375	8	17,9	6,55	2,05	M20x1,5	M5
0001.0222	QC02214	575	14	17,9	6,55	2,05	M20x1,5	M5



### Modul QC022-Z

Tento samocentrovací modul je veľmi malý, ľahko použiteľný a disponuje s vysokou upínacou silou 235 až 575N. Tieto moduly vyžadujú pneumatický tlak od 6 do 14 barov. Upínacím pohybom je ťahanie a je len potrebný rozmer vstavaní s priemerom 22mm. Preto sa tieto moduly používajú pri operáciách výmeny obrobkov. Použitím samocentrovacej funkcie, je možné premiestniť obrobok s opakovanou presnosťou 10µm.

#### Hlavné vlastnosti:

Samocentrovací typ: 0,01 mm / nerezová oceľ  
Ťažný pohyb: 0,5 mm  
Operačný tlak: 6, 8 alebo 14 barov  
Upínacia sila: 235, 375 alebo 575N  
Rozmer v zmontovanom stave D1: 22mm (±0,01)  
Výška v zmont. stave L1: 49,05 mm (+0,01/-0,51)

Číslo tovaru	Model	F (N)	p (Bar)	D2 (mm) ±0,05	L2 (mm) ±0,1	L3 (mm) ±0,1	M1 (mm)	M2 (mm)
0001.0230	QC02206 Z	235	6	17,9	6,55	2,05	M20x1,5	M5
0001.0231	QC02208 Z	375	8	17,9	6,55	2,05	M20x1,5	M5
0001.0232	QC02214 Z	575	14	17,9	6,55	2,05	M20x1,5	M5

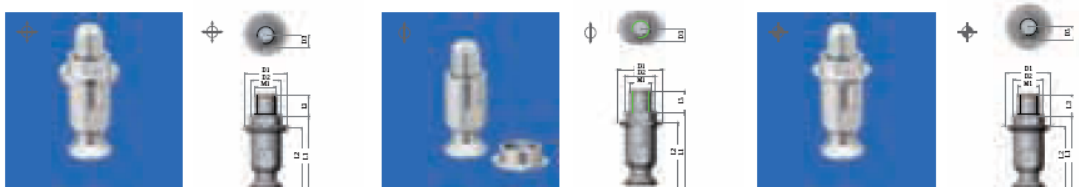
Ťažné spojky pre rýchlovymenteľné moduly InClatec sú v troch rozličných prevedeniach. Ak vymieňaný diel nepotrebuje byť polohovaný s maximálnou presnosťou pomocou rýchlovymenteľného modulu, stačí použiť voľné ťažné spojky. Ak vymieňaný diel musí byť polohovaný s maximálnou presnosťou pomocou rýchlovymenteľného modulu, musí sa použiť jednu centrovaciu a jednu vyrovnávaciu ťažnú spojku. Zo zvyšných ťažných spojok v rovnakom dieli pri jeho výmene má byť použitý jedna voľná.



Model: QC022-DI



Číslo tovaru	Model	Funkcia	M1	D1 (mm) ±0,05	D2 (mm) ±0,01	D3 (mm) ±0,1	L1 (mm)	L2 (mm)
0008.0220	QS022-IF	Uchytenie	M5	9,95	7,14	3	17,5	15
0008.0221	QS022-IA	Vyrovnanie	M5	10,6 0/-0,02	7,14	3	17,5	15
0008.0223	QS022-IC	Centrovanie	M5	10,6 0/-0,02	7,14	3	17,5	15

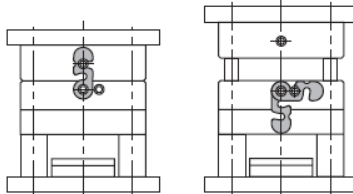


Číslo tovaru	Model	Funkcia	M1	D1 (mm) ±0,05	D2 (mm) ±0,01	D3 (mm) ±0,1	L1 (mm)	L2 (mm)	L3 (mm)
0008.0230	QS022-EF	Uchytenie	M5	9,95	7,14	3	17,5	15	5
0008.0231	QS022-EA	Vyrovnanie	M5	10,6 0/-0,02	7,14	3	17,5	15	5
0008.0233	QS022-EC	Centrovanie	M5	10,6 0/-0,02	7,14	3	17,5	15	5

# BR6040



## Bezpečnostná poistka



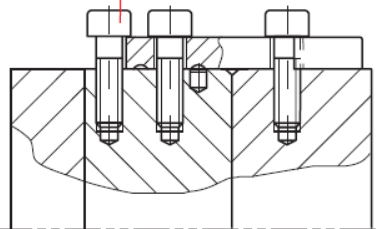
- Bezpečnostné hákové zariadenie chráni vstrekovacie formy pred náhodným otvorením počas prevozu, inštalácie alebo vybratí.
- Všetky tieto bezpečnostné opatrenia môžu byť zmluvne garantované.
- Jednoduchá konštrukcia a rôznorodé využitie.
- Nie je potrebné hľadanie hákov a skrutiek, keďže toto bezpečnostné zariadenie ostáva vždy na forme.

### UPOZORNENIE!

Poistka musí byť v nefunkčnej polohe pred otvorením vstrekovacej formy.

## Inštalácia

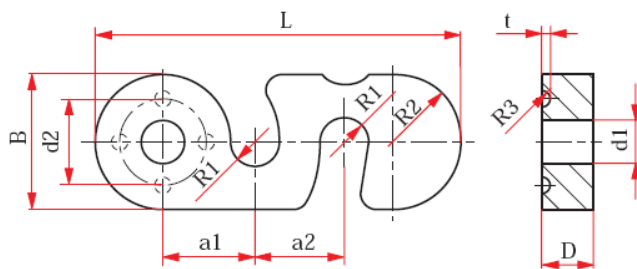
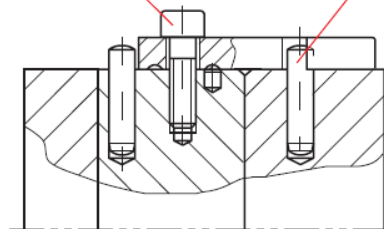
Type 1: DIN912-6x20  
Type 2: DIN912-8x30



Type 1 + 2

Type 1: DIN912-6x20  
Type 2: DIN912-8x30

DIN7979-6x28  
DIN7979-8x40



Ref.	L	B	D	d1	d2	a1	a2	R1	R2	R3	t	F(kN)
BR6040/1	54	20	6	6.5	14	13.25	11.75	3.3	10	2	1	9.8
BR6040/2	80	30	10	9	20	20	20	5	15	2.5	2	17.6

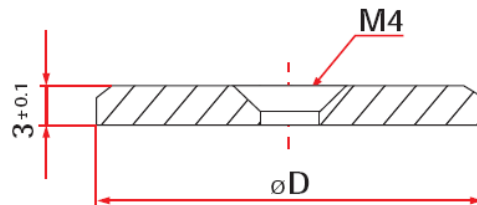
**OBJEDNÁVKA: Ref.**



## TPS

DORAZOVÝ KOLÍK  
TVRDOSTĚ: 60-62 HRC

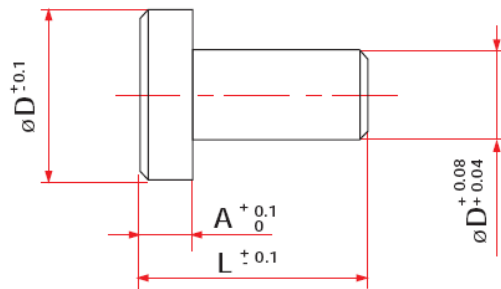
D
18
28



OBJEDNÁVKA: TPS / D

## TP

DORAZOVÝ KOLÍK  
TVRDOSTĚ: 60-62 HRC

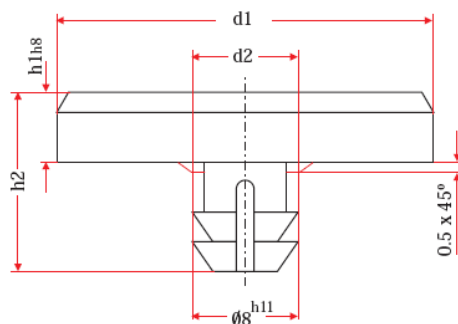


D	d	a	L
15	8	4.5	20
20	10	5	15

OBJEDNÁVKA: TP / D

## TP-551

DORAZOVÝ KOLÍK  
TVRDOSTĚ: 44-48 HRC



$d_1$	$d_2$	$h_1$	$h_2$
16	8.2	3	11
25	8.2	3	11

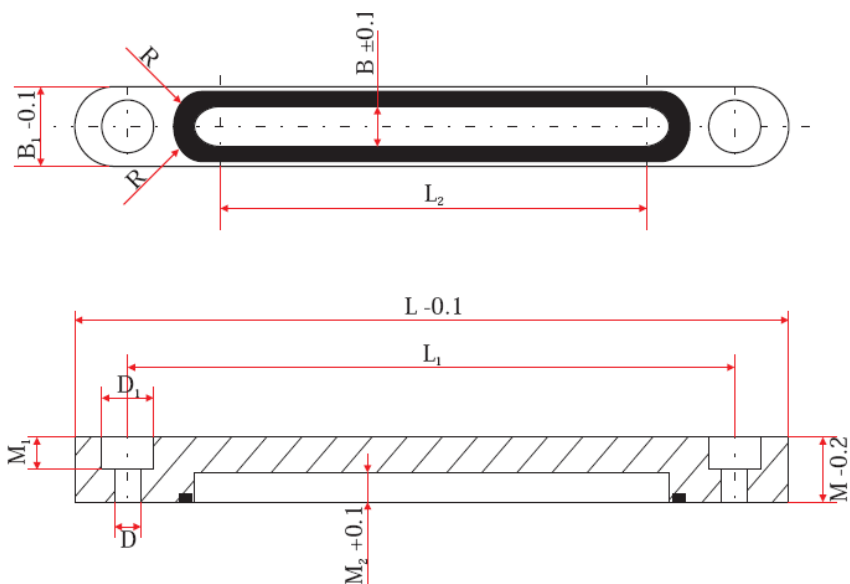
OBJEDNÁVKA: TP-551 x  $d_1$

# BR7740



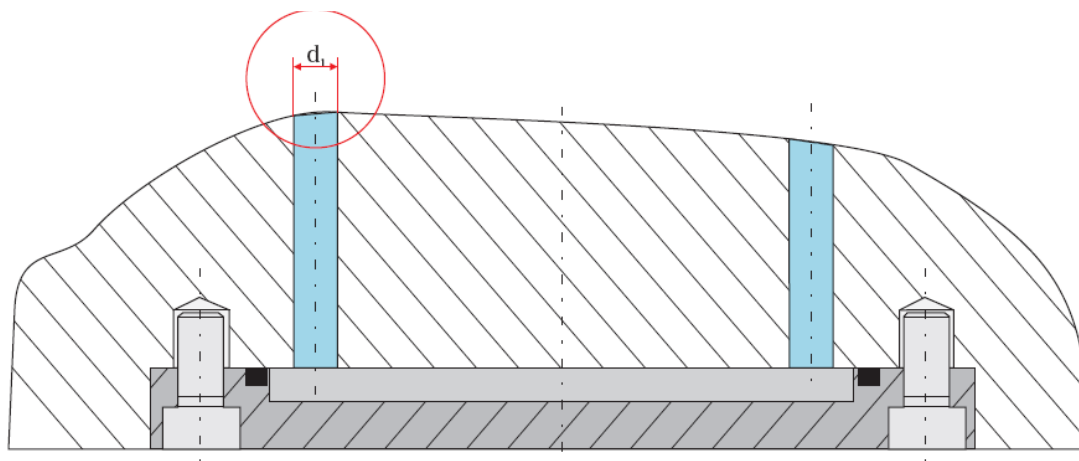
## SPÁJACÍ PRVOK

Materiál: Hliník



B	L <sub>2</sub>	L	B <sub>1</sub>	L <sub>1</sub>	M	M <sub>1</sub>	M <sub>2</sub>	D	D <sub>1</sub>	d <sub>1</sub>
8	53	111	22	89	18	8	6.5	8.5	13	≤6
8	98	156	22	134	18	8	6.5	8.5	13	≤6
10	53	115	24	91	18	8	6.5	8.5	13	≤8
10	98	160	24	136	18	8	6.5	8.5	13	≤8
14	53	123	28	95	18	8	6.5	8.5	13	≤10
14	98	168	28	140	18	8	6.5	8.5	13	≤10

OBJEDNÁVKA: BR7740/BXL<sub>2</sub>



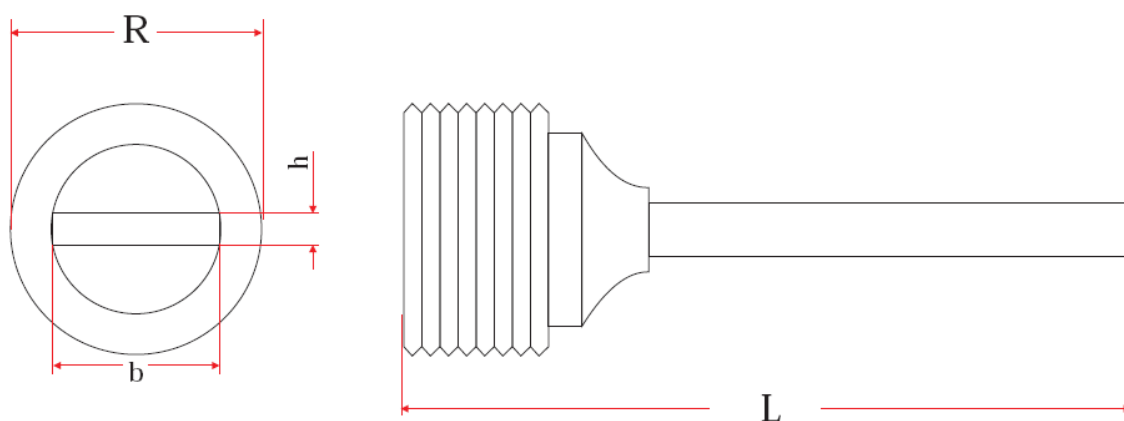




# RL

## ZÁVITOVÝ PRIAMÝ USMERŇOVAČ

Materiál: Mosadz



Cod.	R	L	b	h
RL-01-100	1/8 gas	100	8.2	2
RL-01-200	1/8 gas	200	8.2	2
RL-02-125	1/4 gas	125	11.2	2.5
RL-02-250	1/4 gas	250	11.2	2.5
RL-03-150	3/8 gas	150	14.7	2.5
RL-03-300	3/8 gas	300	14.7	2.5

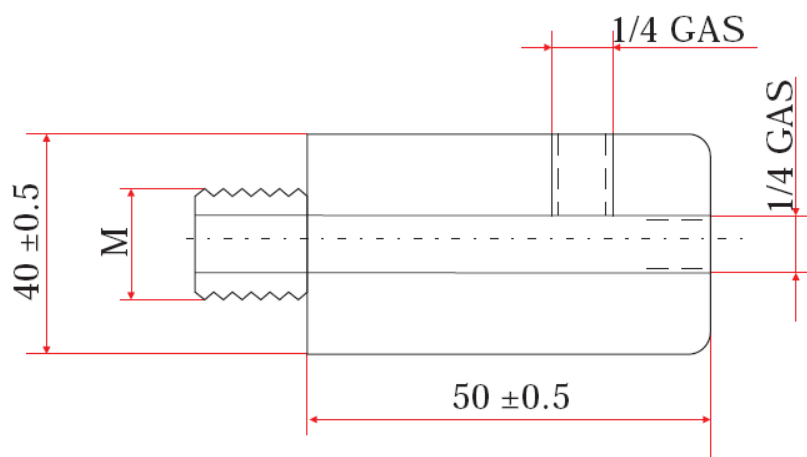
OBJEDNÁVKA: RL-

# FRR



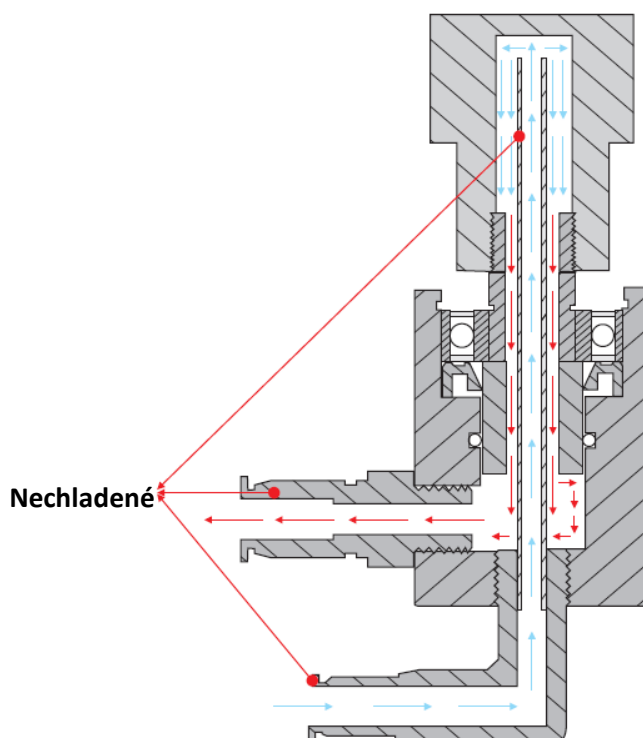
ROTAČNÁ CHLADIACA SPOJKA

Teplota: 0-90°C  
R.P.M.: 0-500



<b>M</b>
<b>1/4 GAS</b>
<b>3/8 GAS</b>

OBJEDNÁVKA: FRR/M

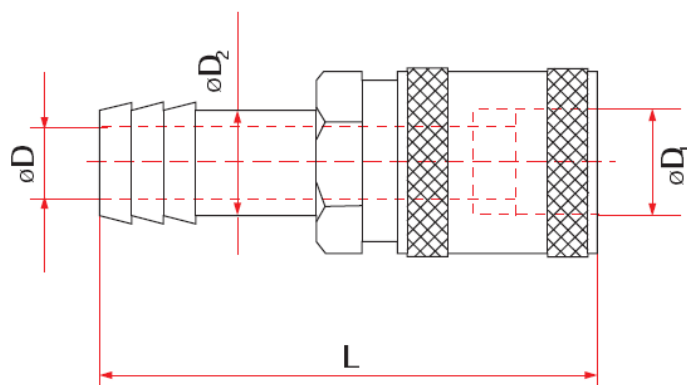




## ER

### RÝCHLOSPOJKY

Materiál: mosadz



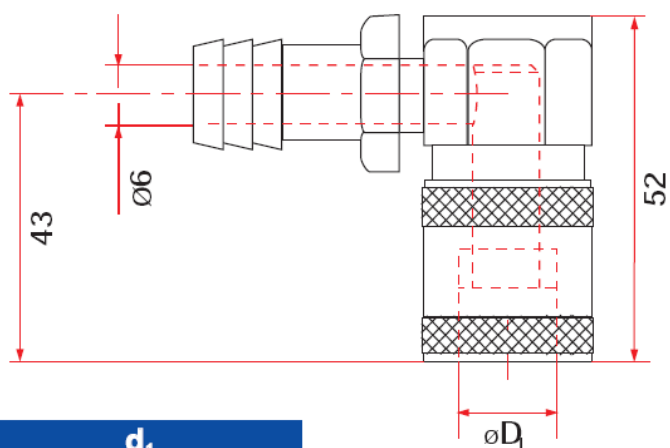
d	d <sub>1</sub>	d <sub>2</sub>	L
8	13	11	72

OBJEDNÁVKA: ER

## ERA

### RÝCHLOSPOJKY 90°

Materiál: mosadz



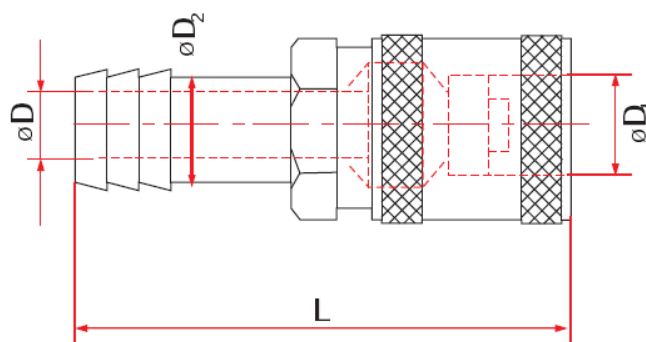
d <sub>1</sub>
13

OBJEDNÁVKA: ERA

## ERV

### RÝCHLOSPÓJKY S VENTILOM

Materiál: mosadz



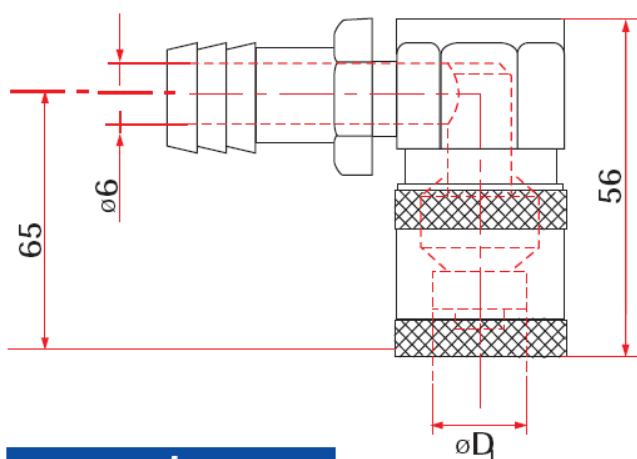
d	d <sub>1</sub>	d <sub>2</sub>	L
8	13	11	85

OBJEDNÁVKA: ERV

## EAV

### RÝCHLOSPÓJKY S VENTILOM 90°

Materiál: mosadz



d <sub>1</sub>
13

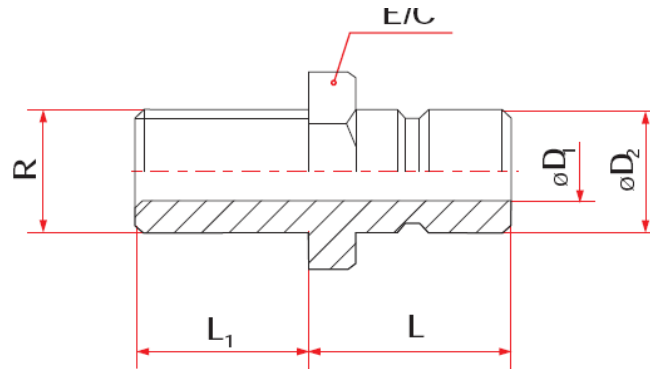
OBJEDNÁVKA: EAV



## AEM

### RÝCHLOSPOJKY SAMČEK

Materiál: mosadz



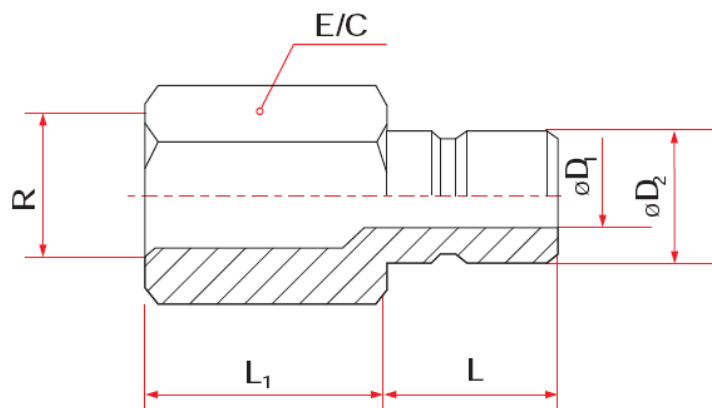
R	d <sub>1</sub>	d <sub>2</sub>	E/C	L	L <sub>1</sub>
1/8" Gas	6	13	13	15	10
1/4" Gas	8	13	17	21	10
3/8" Gas	8	13	17	21	10

OBJEDNÁVKA: AEM /R x d1

## AEH

### RÝCHLOSPOJKY SAMIČKA

Materiál: mosadz

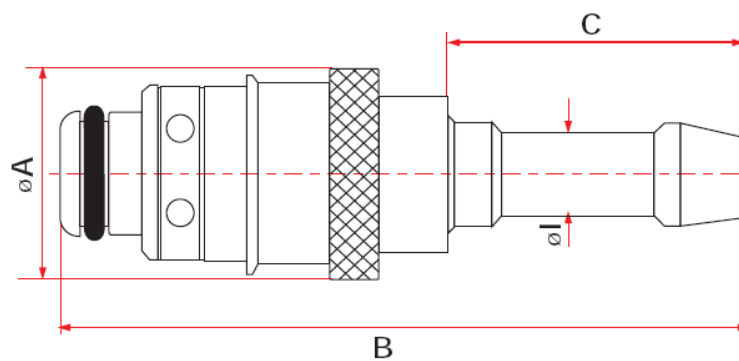


R	d <sub>1</sub>	d <sub>2</sub>	E/C	L	L <sub>1</sub>
1/8" Gas	6	13	17	10	15
1/4" Gas	8	13	17	15	15
3/8" Gas	8	13	17	15	15

OBJEDNÁVKA: AEH /R x d1

## RPL

PRIAMA RÝCHLOSPOJKA

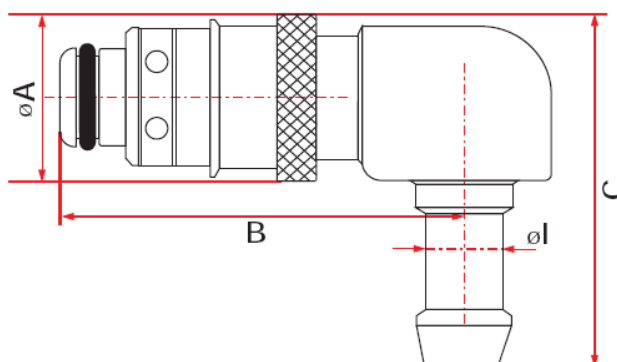


Mod.	$\varnothing i$	$\varnothing A$	B	C
RPL 08.6810	$\varnothing 10$	20	66	28
RPL 08.6812	$\varnothing 12.5$	20	65	28

OBJEDNÁVKA: RPL-

## RPL-90°

90° RÝCHLOSPOJKA



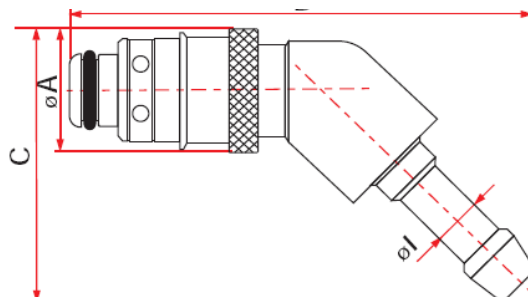
Mod.	$\varnothing i$	$\varnothing A$	B	C
RPL 08.6812/RE	$\varnothing 12.5$	20	48,5	48

OBJEDNÁVKA: RPL-



## RPL-135°

135° RÝCHLOSPOJKA

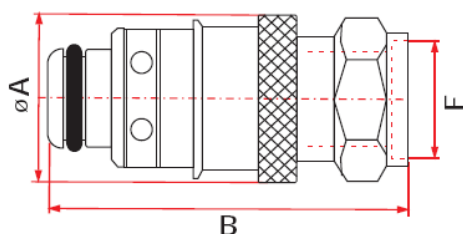


Mod.	Øi	ØA	B	C
RPL 08.6812/RO	Ø12.5	20	82	49

OBJEDNÁVKA: RPL-

## RPL-H

PRIAMA RÝCHLOSPOJKA SAMIČKA



Mod.	F	ØA	B
RPL 08.6101	G 1/4	20	48.5

OBJEDNÁVKA: RPL-

## R-600

VITÓNOVÝ O-KRÚŽOK

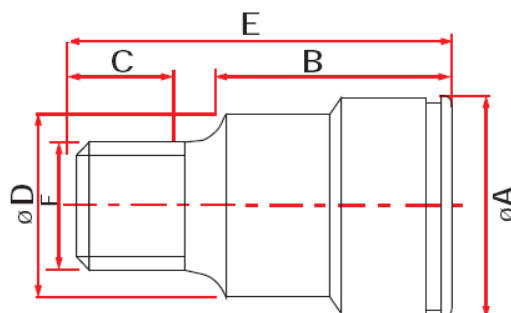


Mod.
(Min 10 un.) R 600.007 11

OBJEDNÁVKA: R 600.007 11

# RPL

PRIAMA RÝCHLOSPOJKA SAMČEK



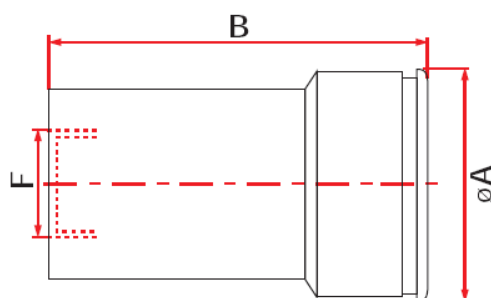
Mod.	F	ØA	B	C	ØD	E	allen
RPL 08.1150	R 1/8	21	22	8	17,5	32	6
RPL 08.1151	R 1/4	21	21	10	17,5	33	8
RPL 08.1152	R 3/8	21	11	11		24	8
RPL 08.1152/ON/JV	R 3/8	21	11	11		24	8

-STRAIGHT QUICK COUPLING MALE WITH FLOW STOP  
 -PRISE DROITE MÂLE Á OBTURADOR  
 -RACORD RECTO MACHO C/OBTURADOR  
 -ACOPLADOR RECTO C/OBTURADOR

# RPL

OBJEDNÁVKA: RPL-

PRIAMA RÝCHLOSPOJKA SAMČEK



Referencias	F	ØA	B	allen
RPL 08.1100	G 1/8	21	35	6
RPL 08.1101	G 1/4	21	39	8

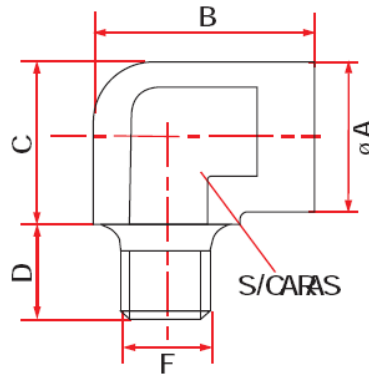
OBJEDNÁVKA: RPL-





## RPL-90°

90° RÝCHLOSPOJKA SAMČEK

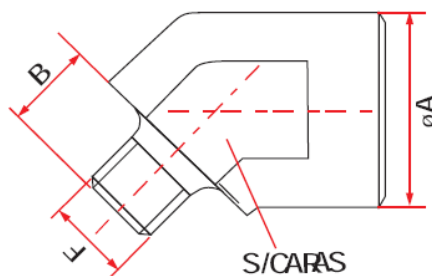


Mod.	F	ØA	B	C	D	S/caras
RPL 08.1150/RE	R 1/8	22	33	24	10	19
RPL 08.1151/RE	R 1/4	22	33	24	12	19
RPL 08.1152/RE	R 3/8	22	33	24	13	19

OBJEDNÁVKA: RPL-

## RPL-135°

135° RÝCHLOSPOJKA SAMČEK



Mod.	F	ØA	B	S/caras
RPL 08.1150/RO	R 1/8	22	10	19
RPL 08.1151/RO	R 1/4	22	12	19
RPL 08.1152/RO	R 3/8	22	13	19

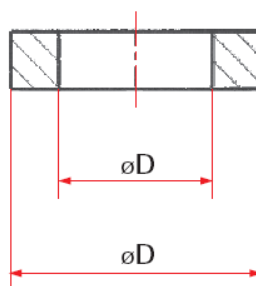
OBJEDNÁVKA: RPL-

## JER

SILIKÓNOVÝ SPOJ PRE RÝCHLOSPOJKY ER

Mat.: Silikón

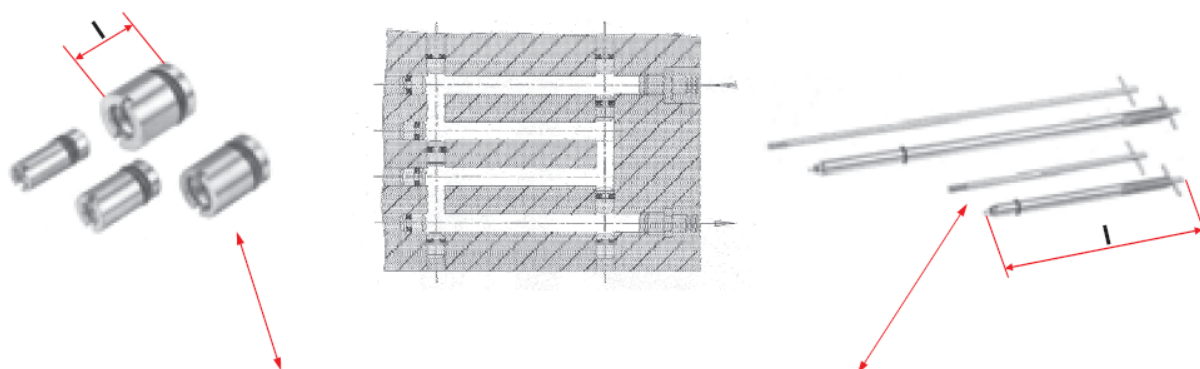
d	D
11	15



OBJEDNÁVKA: JER / d

## WV

KUŽEĽOVÁ ZÁSLEPKA MOSADZ + VITON

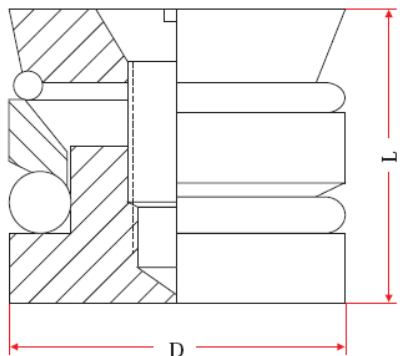


Mod.	$\varnothing$	l
Wv 6	6	15
Wv 8	8	15
Wv 10	10	15
Wv 12	12	15

Mod.	paso	l
Wv 106	6	150
Wv 306		300
Wv 108	8	150
Wv 308		300
Wv 110	10	150
Wv 310		300
Wv 112	12	150
Wv 312		300

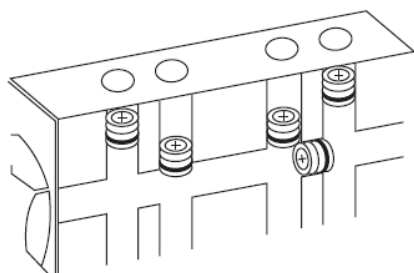
OBJEDNÁVKA: WV

## ZÁSLEPKY CHLADIACEHO OBEHU



### ZNAKY:

- tesní aj v hrdzavých alebo nerovných dierach.
- nie je potrebný žiaden závit.
- môže byť uložený do každej polohy
- použiteľné vo vodnom aj olejovom chladení



### POUŽITIE:

- vyvŕtaná diela by mala byť o +0,1 mm väčšia ako priemer záslepky

### POZNÁMKA:

Normálna pracovná teplota: -5/+135°C

Hraničná pracovná teplota: -10/280°C

Mat.: Oceľ, nerezová oceľ a o-krúžok

### TLAK

Priem. 8 mm – 16 kg/cm<sup>2</sup> / Priem. 10 mm - 17 kg/cm<sup>2</sup> / Priem. 12 mm - 19 kg/cm<sup>2</sup>

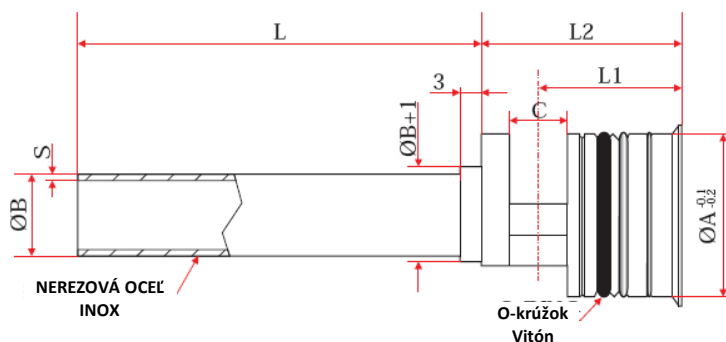
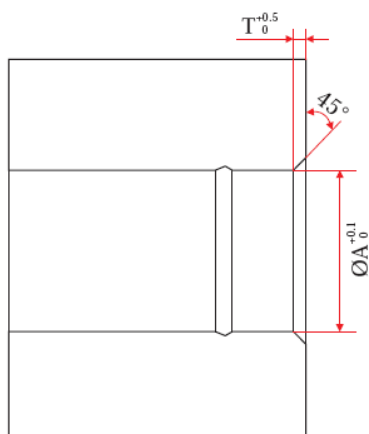
D	6	8	10	12	14	16	20
L	10	10	11	12	12.9	14	18

**OBJEDNÁVKA: TCR/D**

# RF

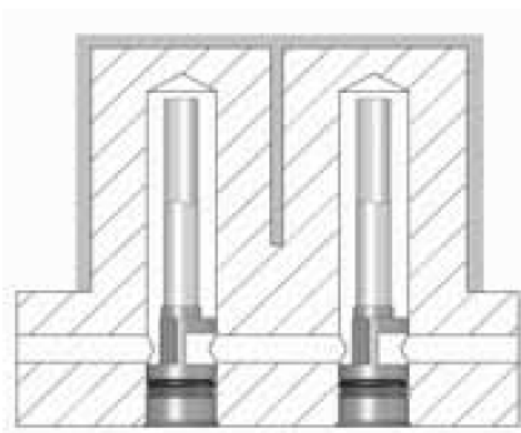


PRÚDOVÁ CHLADIACA JEDNOTKA



COD.	ØA	T	ØB				S	C	L1	L2	L			
RF-8F	8	1	2	3	4	0,25	4	13,5	18	150	300	450	600	
RF-10F	10	1	2,5	3	4	5	0,25	5	16	22,5	150	300	450	600
RF-12F	12	1	6				0,5	5	16,5	23	150	300	450	600
RF-14F	14	1	7				0,5	6	17	24,5	150	300	450	600
RF-16F	16	1,2	8				0,5	8	19	27,5	150	300	450	600
RF-20F	20	1,2	12				1	10	20	29,5	150	300	450	600
RF-25F	25	1,2	15				1	12	22,5	33,5	150	300	450	600

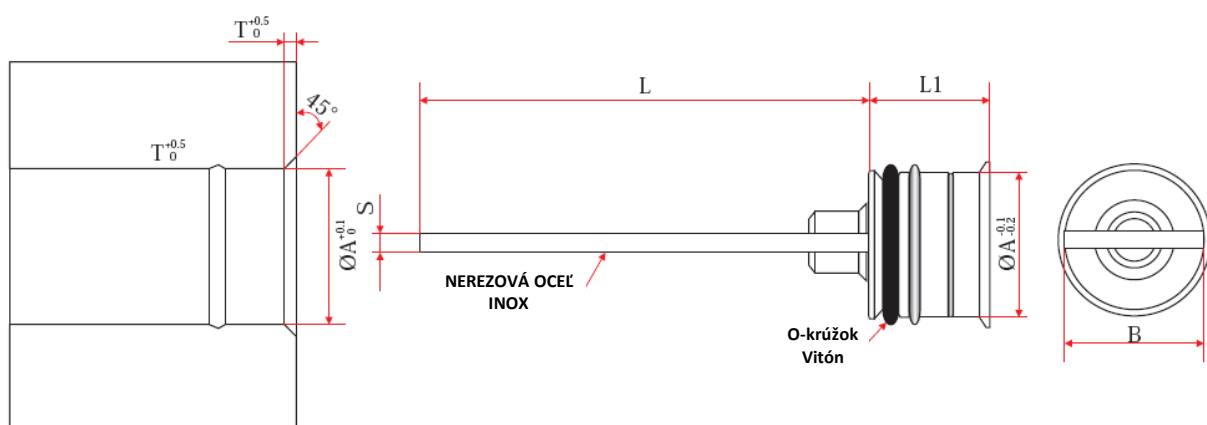

OBJEDNÁVKA: kód x L





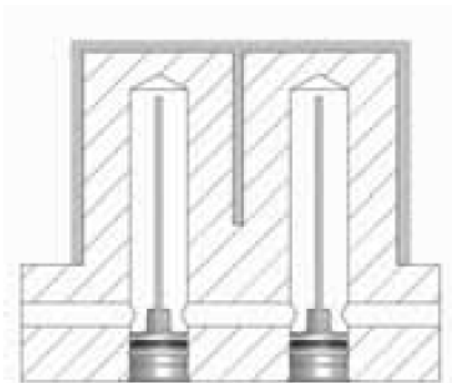
# RLF

## PRIAME USMERŇOVACIE ZÁSLEPKY

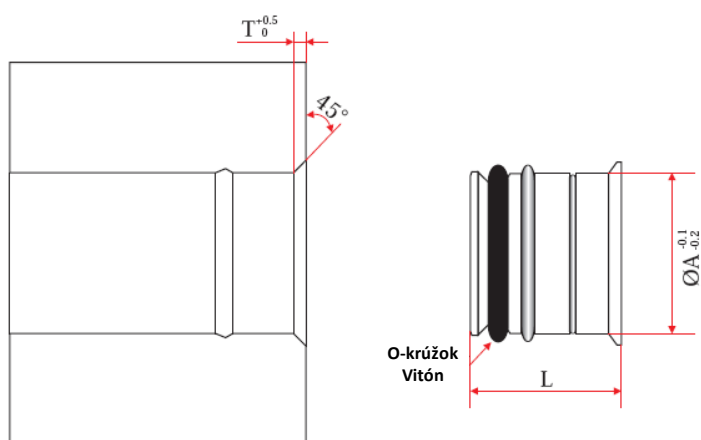


COD.	$\varnothing A$	T	S	B	L1	L		
RL-6F	6	1	1	6	7	100	200	300
RL-8F	8	1	1	8	9,5	100	200	300
RL-10F	10	1	1	10	12,5	100	200	300
RL-12F	12	1	1	12	12,5	100	200	300
RL-14F	14	1	1	14	12,5	100	200	300
RL-16F	16	1,2	1	15,5 / 16	14	150	300	450 600
RL-20F	20	1,2	1	19,5 / 20	14	150	300	450 600
RL-25F	25	1,2	1	24,5 / 25	14	150	300	450 600

**OBJEDNÁVKA: kód x L**



## ZÁSLEPKY CHLADIACEHO OBEHU



COD.	ØA	T	L
TR-6F	6	0,5	7
TR-8F	8	1	9
TR-10F	10	1	12,5
TR-11F	11	1	12,5
TR-11,5F	11,5	1	12,5
TR-12F	12	1	12,5
TR-14F	14	1	12,5
TR-15F	15	1,2	12,5
TR-16F	16	1,2	13
TR-18F	18	1,2	13
TR-19F	19	1,2	13
TR-20F	20	1,2	13
TR-25F	25	1,2	13

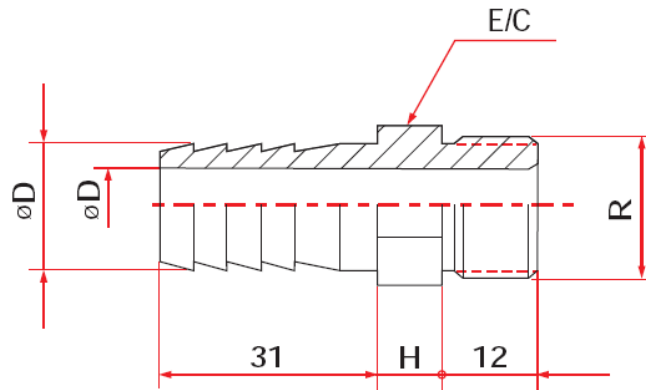
### OBJEDNÁVKA: TR-kód





## BRM

CHLADIACA RÝCHLOSPOJKA SAMČEK

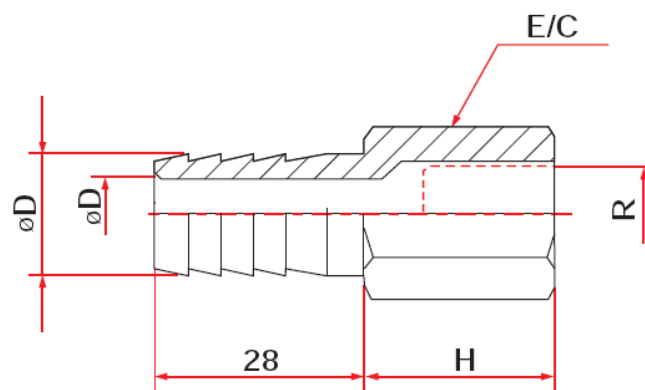


R	D	d	E/C	H
1/8" Gas	13	6	14	7
1/4" Gas	13	7	14	7
3/8" Gas	13	7	17	10

OBJEDNÁVKA: BRM / R

## BRH

CHLADIACA RÝCHLOSPOJKA SAMIČKA



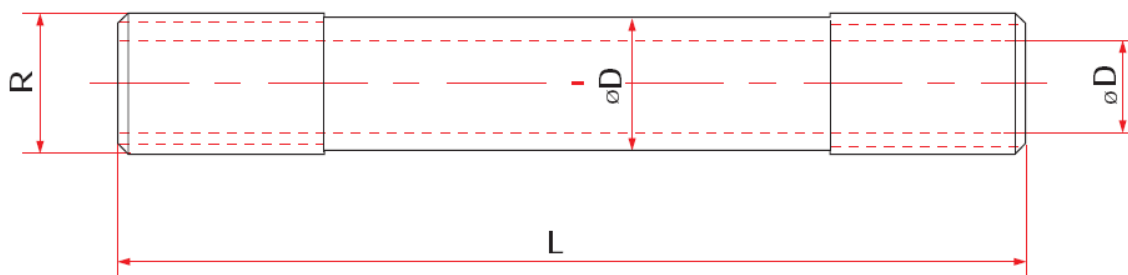
R	d	D	E/C	H
1/8" Gas	7	13	14	15
1/4" Gas	7	13	16	15

OBJEDNÁVKA: BRH / R

# TR

## ZÁVITOVÝ RÚRKOVÝ NADSTAVEC

Mat.: Galvanizovaná ocel



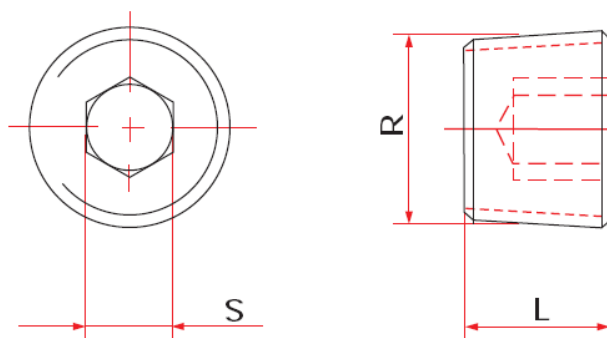
R	d	D	L						
			50	75	100	150	200	250	300
1/8" Gas	7	10	*	*	*	*	*	*	*
1/4" Gas	9	13	*	*	*	*	*	*	*

OBJEDNÁVKA: TR / R x L

# TC

## KUŽELOVÁ ZÁVITOVÁ ZÁSLEPKA RÚRKOVÝ NADSTAVEC

Mat.: Mosadz



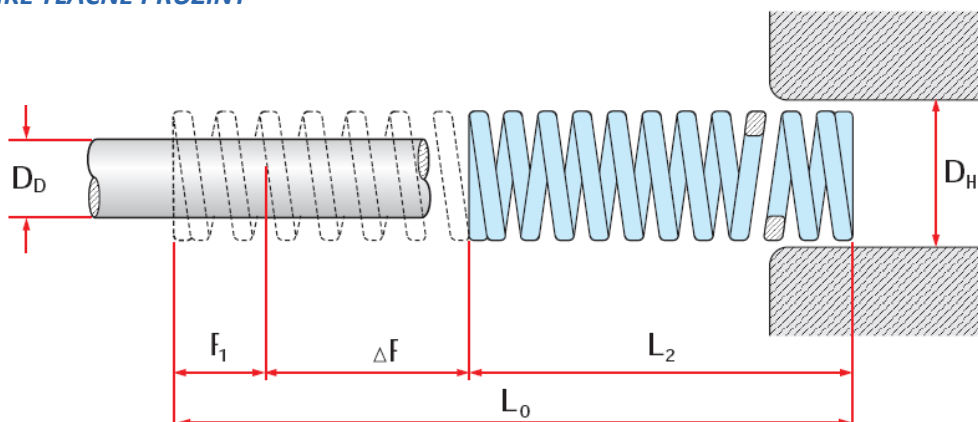
R	S	L
1/8" Gas	5	8
1/4" Gas	6	10
3/8" Gas	10	12
1/2" Gas	10	12

OBJEDNÁVKA: TC / R



**SUPERLAHKÉ TLAČNÉ PRUŽINY**

ISO 10243



R = Stupeň

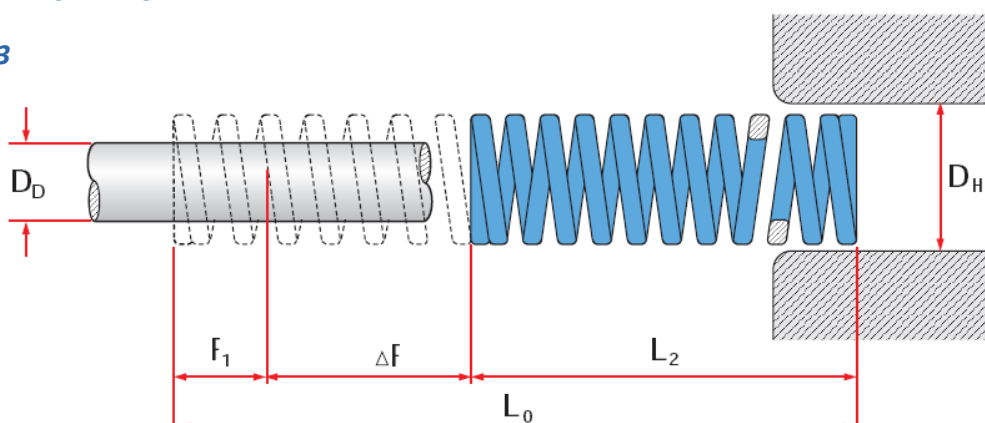
D <sub>H</sub>	D <sub>d</sub>	L <sub>0</sub>	R	A		B		C		D	
				25% L <sub>0</sub>		30% L <sub>0</sub>		40% L <sub>0</sub>		Deflexión máxima	
mm	mm	mm	N/mm	N	mm	N	mm	N	mm	N	mm
10	5	25	10	63	6.3	75	7.5	100	10.0	135	13.5
		32	8.5	68	8.0	82	9.6	109	12.8	149	17.5
		38	6.8	65	9.5	78	11.4	103	15.2	141	20.8
		44	6.0	66	11.0	79	13.2	106	17.6	143	23.9
		51	5.0	64	12.8	77	15.3	102	20.4	145	28.9
		64	4.3	69	16.0	83	19.2	110	25.6	155	36.1
		76	3.2	61	19.0	73	22.8	97	30.4	138	43.2
12.5	6.3	305	1.1	84	76.3	101	91.5	134	122.0	197	178.7
		25	17.9	113	6.3	134	7.5	179	10.0	236	13.2
		32	16.4	131	8.0	157	9.6	210	12.8	295	18.0
		38	13.6	129	9.5	155	11.4	207	15.2	286	21.0
		44	12.1	133	11.0	160	13.2	213	17.6	290	24.0
		51	11.4	146	12.8	174	15.3	233	20.4	327	28.7
		64	9.3	149	16.0	179	19.2	238	25.6	333	35.8
		76	7.1	135	19.0	162	22.8	216	30.4	303	42.7
		89	5.4	120	22.3	144	26.7	192	35.6	272	50.4
		102	4.1	105	25.5	125	30.6	167	40.8	239	58.4
16	8	305	1.4	107	76.3	128	91.5	171	122.0	241	172.0
		25	23.4	147	6.3	176	7.5	234	10.0	295	12.6
		32	22.9	189	8.0	220	9.6	293	12.8	376	16.4
		38	19.3	189	9.5	220	11.4	293	15.2	380	19.7
		44	17.1	188	11.0	226	13.2	301	17.6	385	22.5
		51	15.7	201	12.8	240	15.3	320	20.4	413	26.3
		64	10.7	171	16.0	205	19.2	274	25.6	356	33.3
		76	10.0	190	19.0	228	22.8	304	30.4	402	40.2
		89	8.6	192	22.3	230	26.7	306	35.6	409	47.6
		102	7.8	199	25.5	239	30.6	318	40.8	432	55.4
		115	6.6	190	28.8	228	34.5	304	46.0	401	60.8
		305	2.5	191	76.3	229	91.5	305	122.0	413	165.3

OBJEDNÁVKA: SL / D<sub>H</sub> x L<sub>0</sub>

R = Stupeň

D <sub>H</sub>	D <sub>d</sub>	L <sub>o</sub>	R	A		B		C		D	
				25% L <sub>o</sub>		30% L <sub>o</sub>		40% L <sub>o</sub>		Deflexión máxima $\Delta$	
mm	mm	mm	N/mm	N	mm	N	mm	N	mm	N	mm
20	10	25	55.8	352	6.3	419	7.5	558	10.0	675	12.1
		32	45.0	360	8.0	432	9.6	576	12.8	689	15.3
		38	33.3	316	9.5	380	11.4	506	15.2	629	18.9
		44	30.0	330	11.0	396	13.2	528	17.6	645	21.5
		51	24.5	314	12.8	375	15.3	500	20.4	613	25.0
		64	20.0	320	16.0	384	19.2	512	25.6	622	31.1
		76	16.0	304	19.0	365	22.8	486	30.4	597	37.3
		89	14.0	312	22.3	374	26.7	498	35.6	623	44.5
		102	12.0	306	25.5	367	30.6	490	40.8	613	51.1
		115	10.9	314	28.8	376	34.5	501	46.0	634	58.2
		127	9.5	302	31.8	362	38.1	483	50.8	617	64.9
		139	8.4	294	35.0	353	42.0	470	56.0	601	71.5
		152	7.5	285	38.0	342	45.6	456	60.8	591	78.8
305	4.0	305	76.3	366	91.5	488	122.0	630	157.4		
25	12.5	25	100.0	630	6.3	750	7.5	1000	10.0	1190	11.9
		32	80.3	642	8.0	771	9.6	1028	12.8	1285	16.0
		38	62.0	589	9.5	707	11.4	942	15.2	1135	18.3
		44	52.9	582	11.0	698	13.2	931	17.6	1132	21.4
		51	44.0	563	12.8	673	15.3	898	20.4	1096	24.9
		64	35.2	563	16.0	676	19.2	901	25.6	1105	31.4
		76	28.0	532	19.0	638	22.8	851	30.4	1050	37.5
		89	24.0	535	22.3	641	26.7	854	35.6	1044	43.5
		102	21.1	538	25.5	646	30.6	861	40.8	1078	51.1
		115	18.7	539	28.8	645	34.5	860	46.0	1086	58.1
		127	16.7	531	31.8	636	38.1	848	50.8	1070	64.1
		139	15.3	536	35.0	643	40.0	857	56.0	1077	70.4
		152	14.0	532	38.0	638	45.6	851	60.8	1079	77.1
178	12.5	556	44.5	668	53.4	890	71.2	1174	93.1		
203	10.4	528	50.8	633	60.9	844	81.2	1068	102.7		
305	7.0	534	76.3	641	91.5	854	122	1091	155.9		
32	16	38	94.0	893	9.5	1072	11.4	1429	15.2	1720	18.3
		44	79.5	875	11.0	1049	13.2	1399	17.6	1709	21.5
		51	67.0	858	12.8	1025	15.3	1367	20.4	1709	25.5
		64	53.0	848	16.0	1018	19.2	1357	25.6	1691	31.9
		76	44.0	836	19.0	1003	22.8	1338	30.4	1698	38.6
		89	37.2	830	22.3	993	26.7	1324	35.6	1730	46.5
		102	32.0	816	25.5	979	30.6	1306	40.8	1702	53.2
		115	29.0	835	28.8	1001	34.5	1334	46.0	1740	60.0
		127	25.0	795	31.8	953	38.1	1270	50.8	1668	66.7
		139	23.0	805	35.0	966	42.0	1288	56.0	1651	71.8
		152	21.5	817	38.0	980	45.6	1307	60.8	1688	78.5
		178	18.2	810	44.5	972	53.4	1296	71.2	1718	94.4
		203	15.8	803	50.8	962	60.9	1283	81.2	1692	107.1
254	12.5	794	63.5	953	76.2	1270	101.6	1706	136.5		
305	10.3	786	76.3	942	91.5	1257	122.0	1676	162.7		

ISO 10243



R = Stupeň

D <sub>H</sub>	D <sub>d</sub>	L <sub>0</sub>	R	A		B		C		D	
				25% L <sub>0</sub>		30% L <sub>0</sub>		37,5% L <sub>0</sub>		Deflexión máxima ⚠	
mm	mm	mm	N/mm	N	mm	N	mm	N	mm	N	mm
10	5	25	16.0	101	6.3	120	7.5	150	9.4	163	10.2
		32	13.0	104	8.0	125	9.6	156	12.0	185	14.2
		38	11.9	113	9.5	136	11.4	170	14.3	200	16.8
		44	10.3	113	11.0	136	13.2	170	16.5	200	19.4
		51	8.9	114	12.8	136	15.3	170	19.1	208	23.4
		64	7.5	120	16.0	144	19.2	180	24.0	212	28.2
		76	5.3	101	19.0	121	22.8	151	28.5	181	34.2
		305	1.6	122	76.3	146	91.5	183	114.4	214	133.8
12.5	6.3	25	30.0	189	6.3	225	7.5	282	9.4	357	11.9
		32	24.8	198	8.0	238	9.6	298	12.0	402	16.2
		38	21.4	203	9.5	244	11.4	306	14.3	400	18.7
		44	18.5	204	11.0	244	13.2	305	16.5	394	21.3
		51	15.5	198	12.8	237	15.3	296	19.1	397	25.6
		64	12.1	194	16.0	232	19.2	290	24.0	392	32.4
		76	10.2	194	19.0	233	22.8	291	28.5	398	39.0
		89	8.4	187	22.3	224	26.7	281	33.4	386	45.9
		102	6.3	161	25.5	193	30.6	241	38.3	329	52.3
		305	2.1	160	76.3	192	91.5	240	114.4	320	152.5
16	8	25	49.4	311	6.3	371	7.5	464	9.4	519	10.5
		32	37.1	297	8.0	356	9.6	445	12.0	490	13.2
		38	33.9	322	9.5	386	11.4	485	14.3	583	17.2
		44	30.0	330	11.0	396	13.2	495	16.5	582	19.4
		51	26.4	338	12.8	404	15.3	504	19.1	639	24.2
		64	20.5	328	16.0	394	19.2	492	24.0	599	29.2
		76	17.8	338	19.0	406	22.8	507	28.5	646	36.3
		89	15.2	339	22.3	406	26.7	508	33.4	634	41.7
		102	13.5	344	25.5	413	30.6	517	38.3	660	48.9
		115	11.8	340	28.8	407	34.5	509	43.1	627	53.1
		305	4.8	366	76.3	439	91.5	549	114.4	680	141.6

OBJEDNÁVKA: S / D<sub>H</sub> x L<sub>0</sub>

R = Stupeň

D <sub>H</sub>	D <sub>d</sub>	L <sub>0</sub>	R	A		B		C		D	
				25% L <sub>0</sub>		30% L <sub>0</sub>		37,5% L <sub>0</sub>		Deflexión máxima $\Delta$	
mm	mm	mm	N/mm	N	mm	N	mm	N	mm	N	mm
20	10	25	98.0	617	6.3	735	7.5	921	9.4	1029	10.5
		32	72.6	581	8.0	697	9.6	871	12.0	1009	13.9
		38	56.0	532	9.5	638	11.4	801	14.3	930	16.6
		44	47.5	523	11.0	627	13.2	784	16.5	893	18.8
		51	41.7	534	12.8	638	15.3	796	19.1	963	23.1
		64	32.3	517	16.0	620	19.2	775	24.0	888	27.5
		76	25.1	477	19.0	572	22.8	715	28.5	848	33.8
		89	22.0	491	22.3	587	26.7	735	33.4	873	39.7
		102	19.8	505	25.5	606	30.6	758	38.3	937	47.3
		115	18.1	521	28.8	624	34.5	780	43.1	950	52.5
		127	16.6	528	31.8	632	38.1	790	47.6	945	56.9
		139	15.1	529	35.0	634	42.0	793	52.5	938	62.1
		152	13.2	500	38.0	600	45.6	750	57.0	889	67.6
305	3.1	465	76.3	558	91.5	698	114.4	875	143.4		
25	12.5	25	147	926	6.3	1103	7.5	1382	9.4	1499	10.2
		32	118	944	8.0	1133	9.6	1416	12.0	1617	13.7
		38	93.0	884	9.5	1060	11.4	1330	14.3	1460	15.7
		44	80.8	889	11.0	1067	13.2	1333	16.5	1471	18.2
		51	68.6	878	12.8	1050	15.3	1310	19.1	1489	21.7
		64	53.0	848	16.0	1018	19.2	1272	24.0	1378	26.0
		76	43.2	821	19.0	985	22.8	1231	28.5	1395	32.3
		89	38.2	852	22.3	1020	26.7	1276	33.4	1452	38.0
		102	33.0	842	25.5	1010	36.6	1264	38.3	1419	43.0
		115	28.0	806	28.8	966	34.5	1207	43.1	1361	48.6
		127	25.9	824	31.8	987	38.1	1233	47.6	1391	53.7
		139	23.2	812	35.0	974	42.0	1218	52.5	1378	59.4
		152	20.8	790	38.0	948	45.6	1186	57.0	1327	63.8
178	17.8	792	44.5	951	53.4	1189	66.8	1363	76.6		
203	15.8	803	50.8	962	60.9	1202	76.1	1397	88.4		
305	10.2	778	76.3	933	91.5	1167	114.4	1378	135.1		
32	16	38	185	1758	9.5	2109	11.4	2646	14.3	6016	16.3
		44	158	1738	11.0	2086	13.2	2607	16.5	2986	18.9
		51	134	1715	12.8	2050	15.3	2559	19.1	3095	23.1
		64	99.0	1584	16.0	1901	19.2	2376	24.0	2822	28.5
		76	80.5	1530	19.0	1835	22.8	2294	28.5	2753	34.2
		89	69.1	1541	22.3	1845	26.7	2308	33.4	2792	40.4
		102	58.8	1499	25.5	1799	30.6	2252	38.3	2822	42.0
		115	51.5	1483	28.8	1777	34.5	2220	43.1	2796	54.3
		127	44.8	1425	31.8	1707	38.1	2132	47.6	2652	59.2
		139	42.3	1481	35.0	1777	42.0	2221	52.5	2762	65.3
		152	37.8	1469	38.0	1724	45.6	2155	57.0	2759	73.0
		178	32.5	1446	44.5	1736	53.4	2171	66.8	2746	84.5
		203	28.9	1468	50.78	1760	60.9	2199	76.1	2800	96.9
254	21.4	1359	63.5	1631	76.2	2039	95.3	2587	120.9		
305	18.3	1396	76.3	1674	91.5	2094	114.4	2688	146.9		

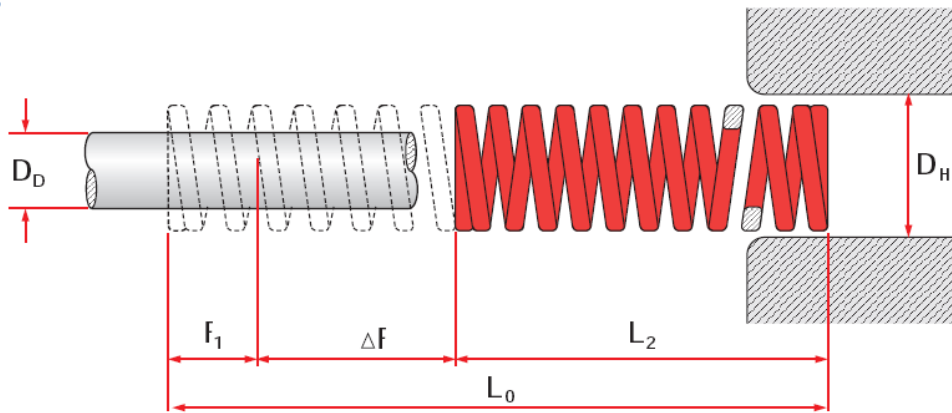
OBJEDNÁVKA: S / D<sub>H</sub> x L<sub>0</sub>



SILNÉ TLAČNÉ PRUŽINY

ISO 10243

R



R = Stupeň

D <sub>H</sub>	D <sub>d</sub>	L <sub>0</sub>	R	A		B		C		D	
				20% L <sub>0</sub>		25% L <sub>0</sub>		30% L <sub>0</sub>		Deflexión máxima <sup>▲</sup>	
mm	mm	mm	N/mm	N	mm	N	mm	N	mm	N	mm
10	5	25	22.1	111	5	139	6.3	166	7.5	203	9.2
		32	17.5	112	6.4	140	8	168	9.6	212	12.1
		38	17.1	130	7.6	162	9.5	195	11.4	226	13.2
		44	15	132	8.8	165	11	198	13.2	227	15.1
		51	12.8	131	10.2	164	12.8	196	15.3	250	19.5
		64	10.7	137	12.8	171	16	205	19.2	223	21.8
		76	7.5	114	15.2	143	19	171	22.8	209	27.9
		305	2.1	128	61	160	76.3	192	91.5	267	127.2
12.5	6.3	25	42.1	211	5	265	6.3	316	7.5	413	9.8
		32	33.2	212	6.4	266	8	319	9.6	452	13.6
		38	29.3	223	7.6	278	9.5	334	11.4	428	14.6
		44	24.6	216	8.8	271	11	325	12.3	445	18.1
		51	19.6	200	10.2	251	12.8	300	15.3	437	22.3
		64	15	192	12.8	240	16	288	19.2	410	27.3
		76	13.2	201	15.2	251	19	301	22.8	437	33.1
		89	11.4	203	17.8	254	22.3	304	26.7	443	38.9
		102	8.4	171	20.4	214	25.5	257	30.6	368	43.8
		305	2.8	171	61	214	76.3	256	91.5	391	138.7
16	8	25	75.7	379	5	477	6.3	568	7.5	636	8.4
		32	52.8	308	6.4	422	8	507	9.6	554	10.5
		38	48.5	369	7.6	461	9.5	553	11.4	660	13.6
		44	42.8	377	8.8	471	11	565	13.2	681	15.9
		51	37.1	378	10.2	475	12.8	568	15.3	701	18.9
		64	30.3	388	12.8	485	16	582	19.2	754	24.9
		76	25.7	391	15.2	488	19	586	22.8	750	29.2
		89	21.7	386	17.8	484	22.3	579	26.7	749	34.5
		102	19.3	394	20.4	492	25.5	591	30.6	755	39.1
		115	15.7	361	23	452	28.8	542	34.5	691	44
		305	7.1	433	61	542	76.3	650	91.5	736	103.6

OBJEDNÁVKA: R / D<sub>H</sub> x L<sub>0</sub>



# R



R = Stupeň

D <sub>H</sub>	D <sub>d</sub>	L <sub>0</sub>	R	A		B		C		D	
				20% L <sub>0</sub>		25% L <sub>0</sub>		30% L <sub>0</sub>		Deflexión máxima $\Delta$	
mm	mm	mm	N/mm	N	mm	N	mm	N	mm	N	mm
20	10	25	216	1080	5	1361	6.3	1620	7.5	1793	8.3
		32	168	1075	6.4	1344	8	1613	9.6	1831	10.3
		38	129	980	7.6	1226	9.5	1471	11.4	1613	12.5
		44	112	986	8.8	1232	11	1478	13.2	1680	15
		51	94	959	10.2	1203	12.8	1438	15.3	1654	17.6
		64	72.1	923	12.8	1154	16	1384	19.2	1629	22.6
		76	59.7	907	15.2	1134	19	1361	22.8	1642	27.5
		89	50.5	899	17.8	1126	22.3	1348	26.7	1601	31.7
		102	44.2	902	20.4	1127	25.5	1353	30.6	1658	37.5
		115	38.4	883	23	1106	28.8	1325	34.5	1636	42.6
		127	34.1	866	25.4	1084	31.8	1299	38.1	1552	45.5
		139	31	868	28	1085	35	1302	42	1553	50.1
		152	28.2	857	30.4	1072	38	1286	45.6	1574	55.8
		305	15	915	61	1145	76.3	1373	91.5	1712	114.1
25	12.5	25	375	1875	5	2363	6.3	2813	7.5	3188	8.5
		32	297	1901	6.4	2376	8	2851	9.6	3267	11
		38	219	1664	7.6	2081	9.5	2497	11.4	2759	12.6
		44	187	1646	8.8	2057	11	2468	13.2	2768	14.8
		51	156	1591	10.2	1997	12.8	2387	15.3	2792	17.9
		64	123	1574	12.8	1968	16	2362	19.2	2841	23.1
		76	99	1505	15.2	1881	19	2257	22.8	2604	26.3
		89	84	1495	17.8	1873	22.3	2243	26.7	2562	30.5
		102	73	1489	20.4	1862	25.5	2234	30.6	2723	37.3
		115	65	1495	23	1872	28.8	2243	34.5	2724	41.9
		127	57.7	1466	25.4	1835	31.8	2198	38.1	2666	46.2
		139	52.7	1476	28	1845	35	2213	42	2598	49.3
		152	47.8	1453	30.4	1816	38	2180	45.6	2662	55.7
		178	41	1460	35.6	1825	44.5	2189	53.4	2669	65.1
203	35.8	1453	40.6	1819	50.8	2180	60.9	2667	74.5		
305	22.9	1397	61	1747	76.3	2095	91.5	2524	110.2		
32	16	38	388	2949	7.6	3686	9.5	4423	11.4	4850	12.5
		44	324	2851	8.8	3564	11	4277	13.2	4828	14.9
		51	272	2774	10.2	3482	12.8	4162	15.3	4842	17.8
		64	212	2714	12.8	3392	16	4070	19.2	4749	22.4
		76	172	2614	15.2	3268	19	3922	22.8	4489	26.1
		89	141	2510	17.8	3144	22.3	3765	26.7	4343	30.8
		102	122	2489	20.4	3111	25.5	3733	30.6	4490	36.8
		115	107	2461	23	3082	28.8	3692	34.5	4430	41.4
		127	93	2362	25.4	2957	31.8	3543	38.1	4129	44.4
		139	86	2408	28	3010	35	3612	42	4171	48.5
		152	78	2371	30.4	2964	38	3557	45.6	4274	54.8
		178	67.2	2392	35.6	2990	44.5	3588	53.4	4274	63.6
		203	59.1	2399	40.6	3002	50.8	3599	60.9	4285	72.5
		254	46.4	2357	50.8	2946	63.5	3536	76.2	4306	92.8
305	38	2318	61	2899	76.3	3477	91.5	4248	111.8		

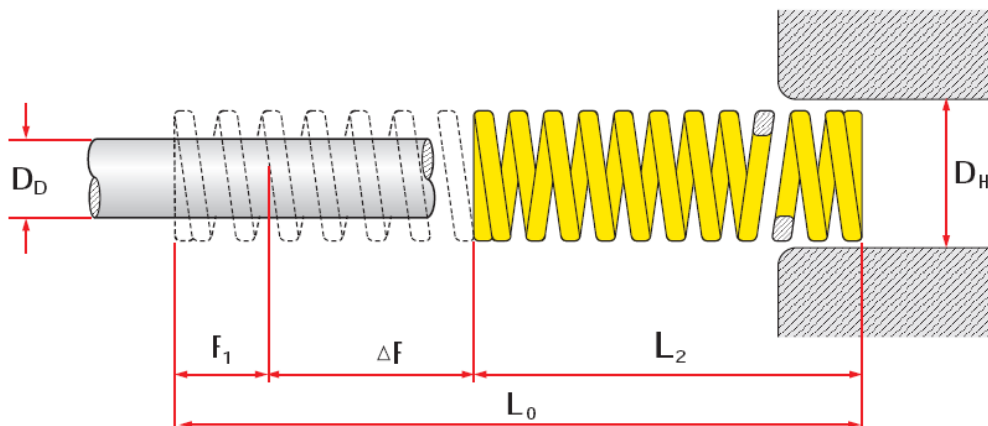
OBJEDNÁVKA: R / D<sub>H</sub> x L<sub>0</sub>



A

EXTRA SILNÉ TLAČNÉ PRUŽINY

ISO 10243



R = Stupeň

D <sub>H</sub>	D <sub>d</sub>	L <sub>0</sub>	R	A		B		C		D	
				25% L <sub>0</sub>		30% L <sub>0</sub>		40% L <sub>0</sub>		Deflexión máxima	
mm	mm	mm	N/mm	N	mm	N	mm	N	mm	N	mm
10	5	25	36.8	158	4.3	184	5.0	232	6.3	283	7.7
		32	27.9	151	5.4	179	6.4	223	8.0	296	10.6
		38	23.7	154	6.5	180	7.6	225	9.5	299	12.6
		44	19.2	144	7.5	169	8.8	211	11.0	265	13.8
		51	16.5	144	8.7	168	10.2	211	12.8	267	16.2
		64	13.2	144	10.9	169	12.8	211	16.0	269	20.4
		76	10.9	141	12.9	166	15.2	207	19.0	275	25.2
		305	2.6	135	51.9	159	61.0	198	76.3	288	110.8
12.5	6.3	25	58.5	252	4.3	29	5.0	369	6.3	474	8.1
		32	43.9	237	5.4	281	6.4	351	8.0	435	9.9
		38	36.0	234	6.5	274	7.6	342	9.5	464	12.9
		44	30.3	227	7.5	267	8.8	333	11.0	427	14.1
		51	26.2	228	8.7	267	10.2	335	12.8	456	17.4
		64	21.2	231	10.9	271	12.8	339	16.0	445	21.0
		76	17.1	221	12.9	260	15.2	325	19.0	451	26.4
		89	14.5	219	15.1	258	17.8	323	22.3	457	31.5
		102	12.7	220	17.3	259	20.4	324	25.5	457	36.0
		305	4.3	223	51.9	262	61.0	328	76.3	479	111.3
16	8	25	118	507	4.3	590	5.0	743	6.3	1003	8.5
		32	89.0	481	5.4	570	6.4	712	8.0	979	11.0
		38	72.1	469	6.5	548	7.6	685	9.5	952	13.2
		44	60.9	457	7.5	536	8.8	670	11.0	895	14.7
		51	52.3	455	8.7	533	10.2	669	12.8	926	17.7
		64	41.2	449	10.9	527	12.8	659	16.0	902	21.9
		76	34.1	440	12.9	518	15.2	648	19.0	948	27.8
		89	29.5	445	15.1	525	17.8	658	22.3	920	31.2
		102	25.6	443	17.3	522	20.4	653	25.5	970	37.9
		115	22.4	439	19.6	515	23.0	645	28.8	997	44.5
		305	8.4	436	51.9	512	61.0	641	76.3	953	113.5

OBJEDNÁVKA: A / D<sub>H</sub> x L<sub>0</sub>

**A**

R = Stupeň

D <sub>H</sub>	D <sub>d</sub>	L <sub>0</sub>	R	A		B		C		D	
				25% L <sub>0</sub>		30% L <sub>0</sub>		40% L <sub>0</sub>		Deflexión máxima	
mm	mm	mm	N/mm	N	mm	N	mm	N	mm	N	mm
20	10	25	293	1260	4.3	1465	5.0	1846	6.3	2022	6.9
		32	224	1210	5.4	1434	6.4	1792	8.0	2106	9.4
		38	177	1151	6.5	1345	7.6	1682	9.5	2124	12.0
		44	149	1118	7.5	1311	8.8	1639	11.0	2012	13.5
		51	128	1114	8.7	1306	10.2	1638	12.8	2074	16.2
		64	99.0	1079	10.9	1267	12.8	1584	16.0	2099	21.2
		76	81.7	1054	12.9	1242	15.2	1552	19.0	2018	24.7
		89	69.5	1049	15.1	1237	17.8	1550	22.3	2002	28.8
		102	60.6	1048	17.3	1236	20.4	1545	25.5	2109	34.8
		115	53.0	1039	19.6	1219	23.0	1526	28.8	2067	39.0
		127	47.5	1026	21.6	1207	25.4	1511	31.58	2043	43.0
		139	43.0	1023	23.8	1204	28.0	1505	35.0	1948	45.3
		152	39.0	1006	25.8	1186	30.4	1482	38.0	1966	50.4
		305	21.2	1100	51.9	1293	61.0	1618	76.3	2194	103.5
25	12.5	25	459.0	1974	4.3	2295	5.0	2892	6.3	3351	7.3
		32	374.4	2022	5.4	2396	6.4	2995	8.0	4006	10.7
		38	346.0	2249	6.5	2630	7.6	3287	9.5	4152	12.0
		44	244	1830	7.5	2147	8.8	2684	11.0	3514	14.4
		51	207.5	1805	8.7	2117	10.2	2656	12.8	3611	17.4
		64	161.0	1755	10.9	2061	12.8	2576	16.0	3445	21.4
		76	130.8	1687	12.9	1988	15.2	2485	19.0	3519	26.9
		89	110.5	1669	15.1	1967	17.8	2464	22.3	3414	30.9
		102	96.3	1666	17.36	1965	20.4	2456	25.5	3534	36.7
		115	85.7	1680	19.6	1971	23.0	2468	28.8	3454	40.3
		127	76.3	1648	21.6	1938	25.4	2426	31.8	3441	45.1
		139	68.9	1640	23.8	1929	28.0	2412	35.0	3280	47.6
		152	63.5	1638	25.8	1930	30.4	2413	38.0	3397	53.5
		178	53.9	1633	30.3	1919	35.6	2399	44.5	3444	63.9
203	47.0	1622	34.5	1908	40.6	2388	50.8	3299	70.2		
305	30.9	1604	51.9	1885	61.0	2358	76.3	3402	110.1		
32	16	38	528.2	3433	6.5	4014	7.6	5018	9.5	6021	11.4
		44	424.4	3183	7.5	3735	8.8	4668	11.0	5814	13.7
		51	269.2	2934	10.9	3446	12.8	4307	16.0	5384	20.0
		64	218.5	2819	12.9	3321	15.2	4152	19.0	5331	24.4
		76	180.3	2723	15.1	3209	17.8	4021	22.3	5355	29.7
		89	155.0	2682	17.63	3162	20.4	3953	25.5	5441	35.1
		102	140.0	2744	19.6	3220	23.0	4032	28.8	5460	39.0
		115	140.0	2744	19.6	3220	23.0	4032	28.8	5460	39.0
		127	124.0	2678	21.6	3150	25.4	3943	31.8	5307	42.8
		139	112.3	2673	23.8	3144	28.0	3931	35.0	5458	48.6
		152	102.0	2632	25.8	3101	30.4	3876	38.0	5345	52.4
		178	88.2	2672	30.3	3140	35.6	3925	44.5	5371	60.9
		203	76.0	2622	34.5	3086	40.6	3861	50.8	5259	69.2
		254	60.8	2627	43.2	3089	50.8	3861	63.5	5356	88.1
305	49.0	2543	51.98	2989	61.0	3739	76.3	5106	104.2		

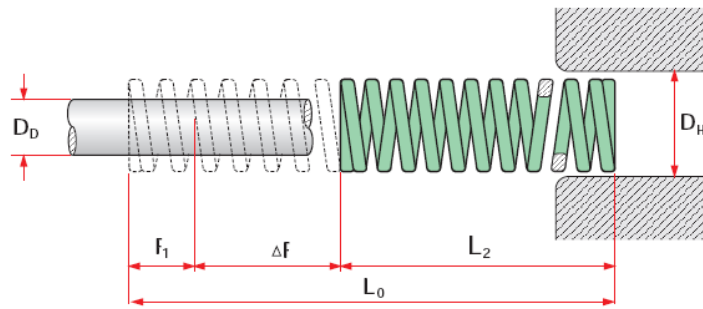
OBJEDNÁVKA: A / D<sub>H</sub> x L<sub>0</sub>





LAHKÉ TLAČNÉ PRUŽINY

ISO 10243



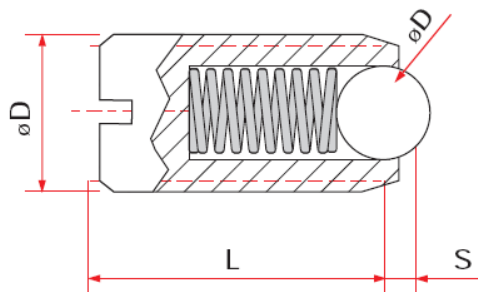
R = Stupeň

D <sub>H</sub>	D <sub>D</sub>	L <sub>0</sub>	R	A		B		C		D	
				25% L <sub>0</sub>	30% L <sub>0</sub>	30% L <sub>0</sub>	40% L <sub>0</sub>	Deflexión máxima			
mm	mm	mm	N/mm	N	mm	N	mm	N	mm	N	mm
40	20	51	92.0	1178	12.8	1408	15.3	1877	20.4	2346	25.5
		64	73.0	1168	16.0	1402	19.2	1869	25.6	2292	31.4
		76	63.0	1197	19.0	1436	22.8	1915	30.4	2381	37.8
		89	51.0	1137	22.3	1362	26.7	1816	35.6	2259	44.3
		102	43.0	1097	25.5	1316	30.6	1754	40.8	2180	50.7
		115	39.6	1140	28.8	1366	34.5	1822	46.0	2301	58.1
		127	37.0	1177	31.8	1410	38.1	1880	50.8	2390	64.6
		139	32.0	1120	35.0	1344	42.0	1792	56.0	2243	70.1
		152	28.0	1064	38.0	1277	45.6	1702	60.8	2145	76.6
		178	25.2	1121	44.5	1346	53.4	1794	71.2	2278	90.4
		203	22.7	1153	50.8	1382	60.9	1843	81.2	2324	102.4
		254	17.0	1080	63.5	1295	76.2	1727	101.6	2190	128.8
		305	14.8	1129	76.3	1354	91.5	1806	122.0	2310	156.1
50	25	64	156	2496	16.0	2995	19.2	3994	25.6	4836	31.0
		76	125	1375	19.0	2850	22.8	3800	30.4	4650	37.2
		89	109	1437	22.3	2910	26.7	3880	35.6	4752	43.6
		102	94.0	1397	25.5	2876	30.6	3835	40.8	4728	50.3
		115	81.0	2333	28.8	2795	34.5	3726	46.0	4706	58.1
		127	71.0	2258	31.8	2705	38.1	3607	50.8	4523	63.7
		139	66.5	2328	35.0	2793	42.0	3724	56.0	4622	69.5
		152	60.0	2280	38.0	2736	45.6	3648	60.8	4590	76.5
		138	52.0	2314	44.5	2777	53.4	3702	71.2	4779	91.9
		203	44.0	2235	50.8	2680	60.9	3573	81.2	4607	104.7
		254	35.0	2223	63.5	2667	76.2	3556	101.6	4571	130.6
305	28.5	2175	76.3	2608	91.5	3477	122.0	4415	154.9		
63	38	76	189	3591	19.0	4309	22.8	5746	30.4	6899	36.5
		89	158	3523	22.3	4219	26.7	5625	35.6	6857	43.4
		102	131	3341	25.5	4009	30.6	5345	40.8	6511	49.7
		115	116	3341	28.8	4002	34.5	5336	46.0	6450	55.6
		127	103	3275	31.8	3924	38.1	5232	50.8	6458	62.7
		152	84.3	3203	38.0	3844	45.6	5125	60.8	6500	77.1
		178	71.5	3182	44.5	3818	53.4	5091	71.2	6592	92.2
		203	61.7	3134	50.8	3758	60.9	5010	81.2	6386	103.5
		254	47.0	2985	63.5	3581	76.2	4775	101.6	6129	130.4
		305	38.2	2915	76.3	3495	91.5	4660	122.0	6013	157.4

OBJEDNÁVKA: V / D<sub>H</sub> x L<sub>0</sub>

# POS

## PRUŽINOVÁ ZÁRAŽKA

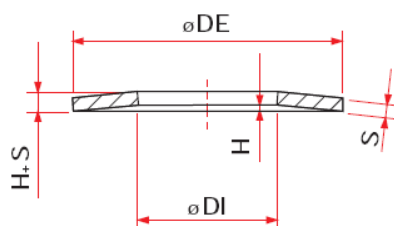
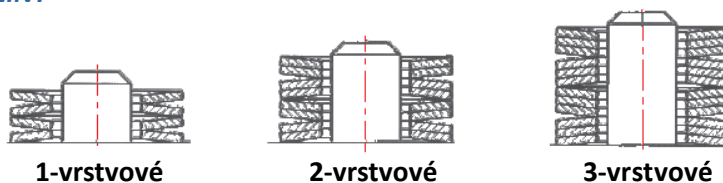


D	L	S	d	Sila (kg)	
				Počiatková	Konečná
M4	9	0.8	2.5	0,4	1,0
M5	12	0.9	3	0,6	1,1
M6	14	1	3.5	0,9	1,5
M8	16	2	5	1,8	3,0
M10	19	2	6	2,0	4,0
M12	22	3	8	3,0	5,5
M16	24	3.5	10	6,5	12,0

OBJEDNÁVKA: POS / D

# MUP

## TANIEROVÉ PRUŽINY



De	Di	s	h	h+s	f = 0.25 h		f = 0.50h		f = 0.75 h	
					p	f	p	f	p	f
16	8.2	0.6	0.45	1.05	17.6	0.113	31.1	0.225	41.8	0.338
20	10.2	0.8	0.55	1.35	31.2	0.138	55.8	0.275	76.2	0.413
25	12.2	0.9	0.7	1.6	37.3	0.175	65.6	0.35	87.7	0.525
28	14.2	1	0.8	1.8	48.5	0.2	84.6	0.4	113	0.6
31.5	16.3	1.25	0.9	2.15	80.4	0.225	143	0.45	194	0.675
35.5	18.3	1.25	1	2.25	74.4	0.25	130	0.5	173	0.75
40	20.4	1.5	1.15	2.65	113	0.288	199	0.575	267	0.863

OBJEDNÁVKA: MUP / De

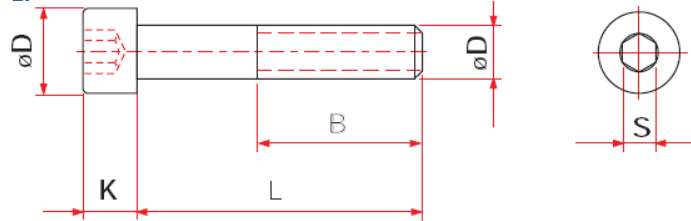


# Ta 12.9

SKRUTKA S HLAVOU S VNÚTORNÝM ŠEŠŤHRANOM

DIN 912

Materiál: 130 – 140 kg/mm<sup>2</sup>

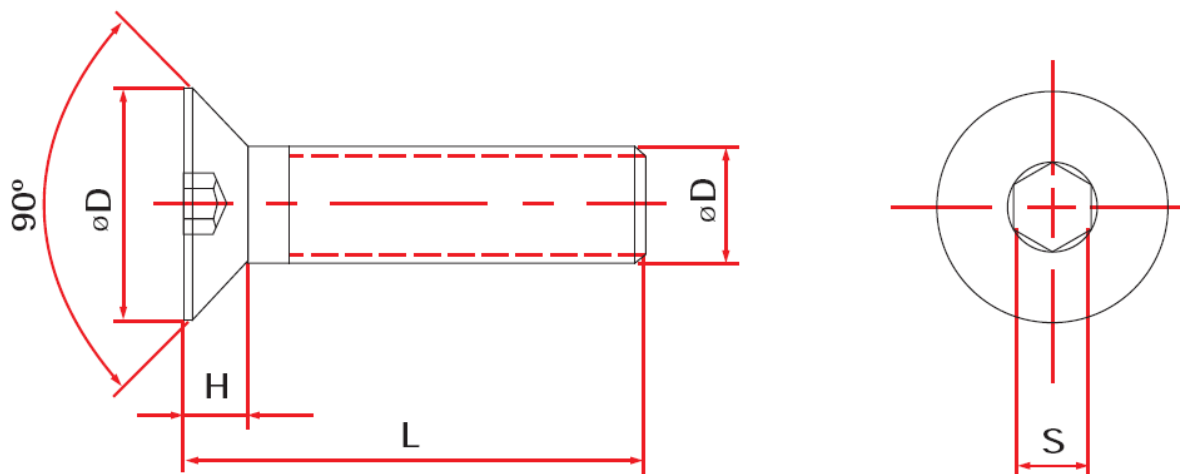


	d													
	M4	M5	M6	M7	M8	M10	M12	M14	M16	M18	M20	M22	M24	
B	20	22	24	27	26	32	36	40	44	48	52	56	56	
D	7	8.5	10	11	13	16	18	21	24	27	30	33	36	
K	4	5	6	7	8	10	12	14	16	18	20	22	24	
s	3	4	5	5	6	8	10	12	14	14	17	17	19	
L	10	*	*	*	*	*	*							
	16	*	*	*	*	*	*							
	20	*	*	*	*	*	*	*	*	*				
	25	*	*	*	*	*	*	*	*	*				
	30	*	*	*	*	*	*	*	*	*	*	*	*	
	35	*	*	*	*	*	*	*	*	*	*	*	*	*
	40	*	*	*	*	*	*	*	*	*	*	*	*	*
	45	*	*	*	*	*	*	*	*	*	*	*	*	*
	50	*	*	*	*	*	*	*	*	*	*	*	*	*
	55		*	*	*	*	*	*	*	*	*	*	*	*
	60		*	*	*	*	*	*	*	*	*	*	*	*
	65					*	*	*	*	*	*	*	*	*
	70			*	*	*	*	*	*	*	*	*	*	*
	75					*	*	*	*	*	*	*	*	*
	80			*	*	*	*	*	*	*	*	*	*	*
	90			*	*	*	*	*	*	*	*	*	*	*
	100			*	*	*	*	*	*	*	*	*	*	*
	110					*	*	*	*	*	*	*	*	*
	120					*	*	*	*	*	*	*	*	*
	130					*	*	*	*	*	*	*	*	*
	140					*	*	*	*	*	*	*	*	*
	150					*	*	*	*	*	*	*	*	*
	160						*	*	*	*	*	*	*	*
	170						*	*	*	*	*	*	*	*
	180						*	*	*	*	*	*	*	*
	190						*	*	*	*	*	*	*	*
200						*	*	*	*	*	*	*	*	
210											*	*	*	
220						*	*	*	*	*	*	*	*	
230											*	*	*	
240						*	*	*	*	*	*	*	*	
250											*	*	*	
260						*	*	*	*		*		*	
280							*	*	*		*		*	
300							*	*	*		*		*	
320							*		*		*			
340									*		*			
360									*		*			
380									*		*			
400									*		*			

OBJEDNÁVKA: Ta 12.9 / d x L

**SKRUTKA SO ZAPUSTENOU HLAVOU S VNÚTORNÝM ŠEŠŤHRANOM  
DIN 7991**

Materiál: 110 – 120 kg/mm<sup>2</sup>



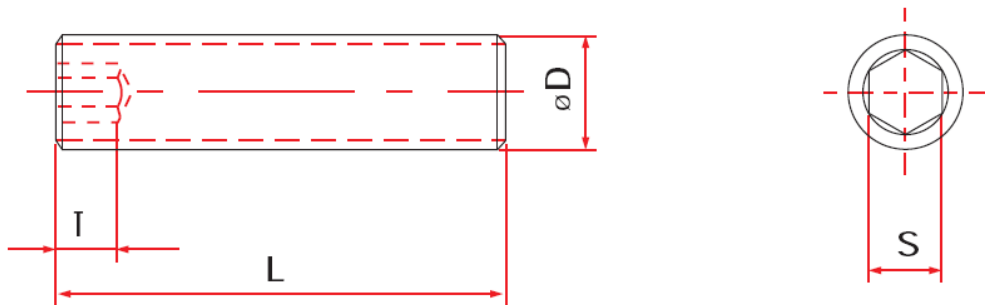
	d										
	M3	M4	M5	M6	M8	M10	M12	M14	M16	M20	
D	6	8	10	12	16	20	24	27	30	36	
h	1,7	2,3	2,5	3,3	4,4	5,5	6,5	7	7,5	8,5	
s	2	2,5	3	4	5	6	8	10	10	12	
L	8	*	*	*							
	10	*	*	*	*						
	12	*	*	*	*						
	16	*	*	*	*	*	*				
	18	*	*	*	*	*	*				
	20	*	*	*	*	*	*	*			
	25	*	*	*	*	*	*	*	*		
	30	*	*	*	*	*	*	*	*	*	
	35		*	*	*	*	*	*	*	*	*
	40		*	*	*	*	*	*	*	*	*
	45			*	*	*	*	*	*	*	*
	50			*	*	*	*	*	*	*	*
	55				*	*	*	*	*	*	*
	60				*	*	*	*	*	*	*
	70					*	*	*	*	*	*
	80					*	*	*	*	*	*
90						*	*	*	*	*	
100						*	*	*	*	*	

OBJEDNÁVKA: TAE / d x L



# VRA

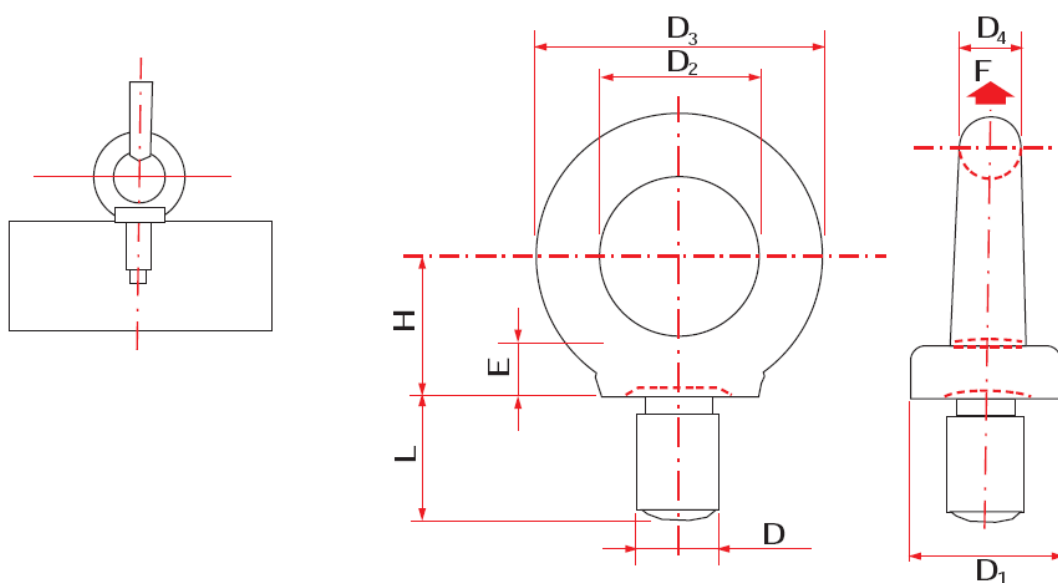
SKRUTKA BEZ HLAVY S VNÚTORNÝM ŠEŠŤHRANOM  
 DIN 913-45H  
 Materiál: 120 kg/mm<sup>2</sup>



		d									
		M3	M4	M5	M6	M8	M10	M12	M14	M16	M20
s		1,5	2	2,5	3	4	5	6	6	8	10
t		2,5	3	3,5	4	5	6	8	8	10	12
L	3	*	*								
	4	*	*	*							
	5	*	*	*	*						
	6	*	*	*	*	*					
	8	*	*	*	*	*	*				
	10	*	*	*	*	*	*	*	*		
	12	*	*	*	*	*	*	*	*	*	
	16	*	*	*	*	*	*	*	*	*	*
	20	*	*	*	*	*	*	*	*	*	*
	25	*	*	*	*	*	*	*	*	*	*
	30		*	*	*	*	*	*	*	*	*
	35		*	*	*	*	*	*	*	*	*
	40			*	*	*	*	*	*	*	*
	45				*	*	*	*	*	*	*
	50			*	*	*	*	*	*	*	*
	55					*	*	*	*	*	*
60					*	*	*	*	*	*	
70					*	*	*	*	*	*	
80					*	*	*	*	*	*	
90					*	*	*	*	*	*	
100					*	*	*	*	*	*	

OBJEDNÁVKA: VRA / d x L

**NOSNÁ SKRUTKA**  
**DIN 580**



CAN	D	D <sub>1</sub>	D <sub>2</sub>	D <sub>3</sub>	D <sub>4</sub>	L	H	E	F (Kp)	Peso (g)
08	M8	20	20	36	8	15	18	8,5	85	55
10	M10	25	25	45	10	18	22	10	150	110
12	M12	30	30	54	12	22	28	11	220	180
14	M14	30	30	54	12	22	28	11	220	180
16	M16	35	35	63	14	28	30	13	380	280
20	M20	40	40	72	16	30	35	16	570	440
24	M24	50	50	90	20	38	45	18	1050	730
30	M30	65	60	108	24	45	55	22	1700	1660
36	M36	75	70	126	28	56	65	26	2500	2560
42	M42	85	80	144	32	65	75	30	3400	4030
48	M48	100	90	166	38	70	85	35	5200	6380

**OBJEDNÁVKA: CAN -**